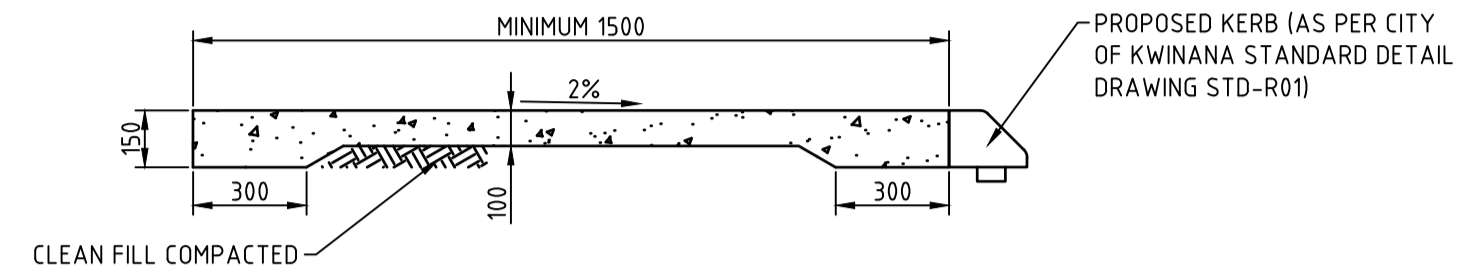
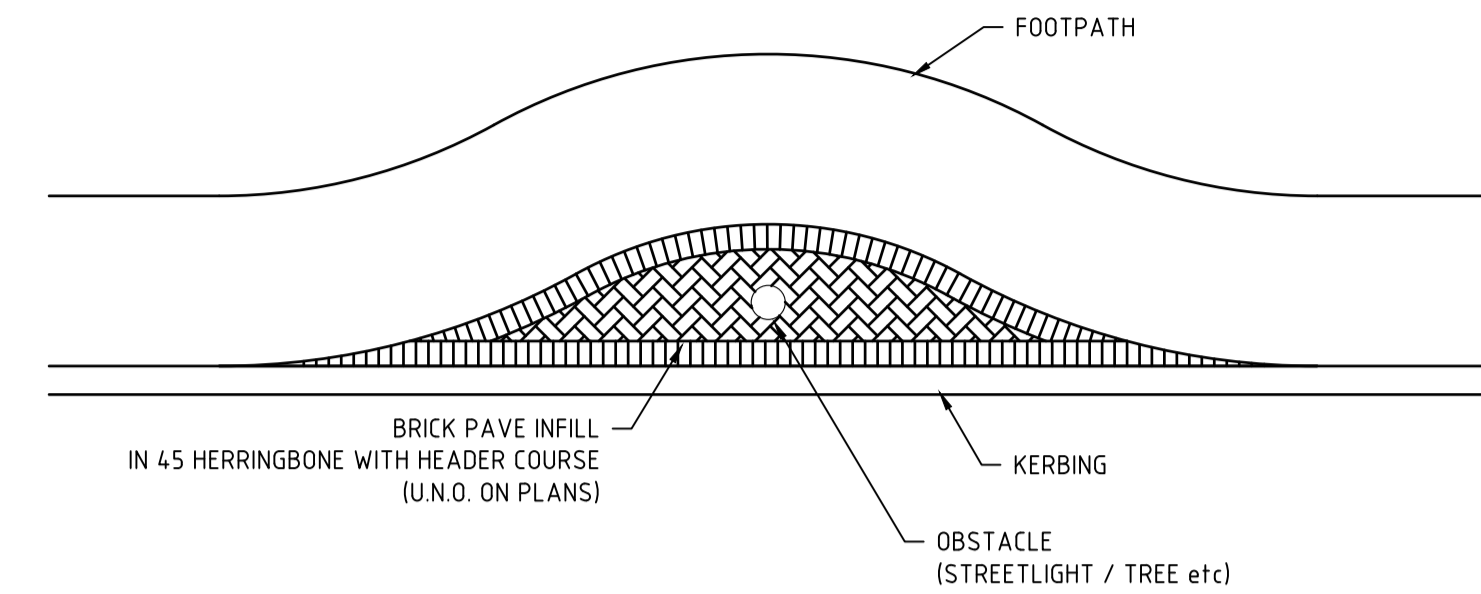


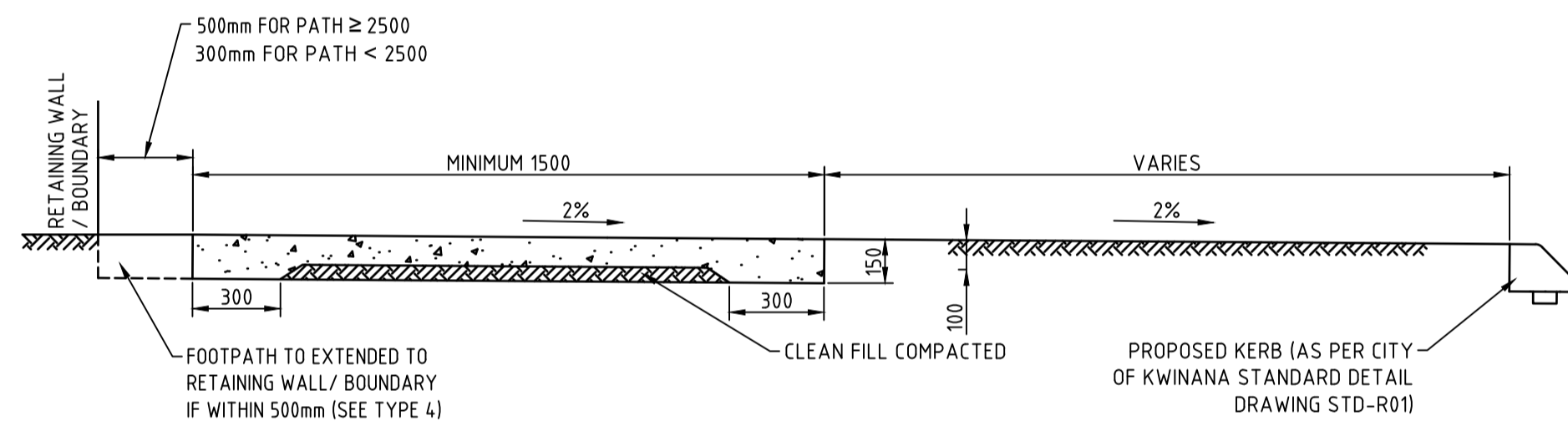
CONCRETE PATH TYPICAL SECTION – TYPE 1
SCALE 1:20 (A1)



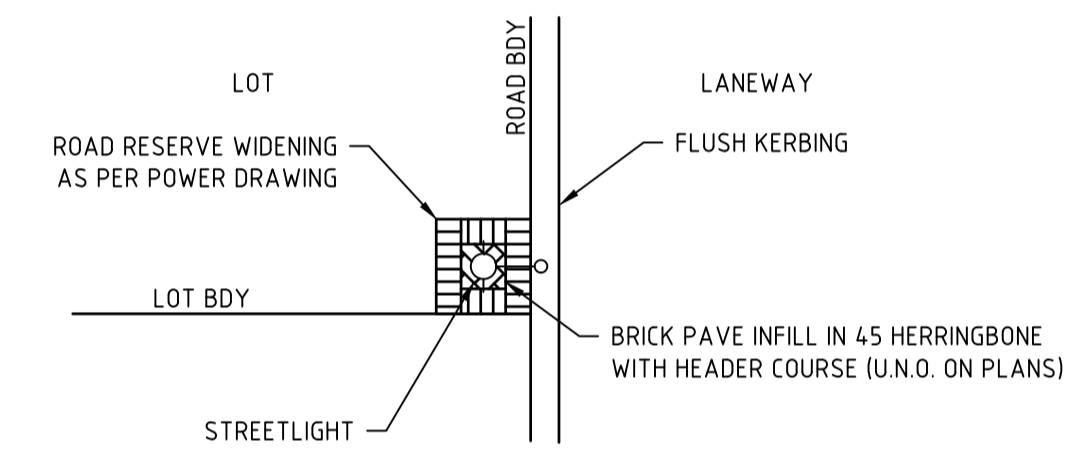
CONCRETE PATH TYPICAL SECTION – TYPE 2
SCALE 1:20 (A1)



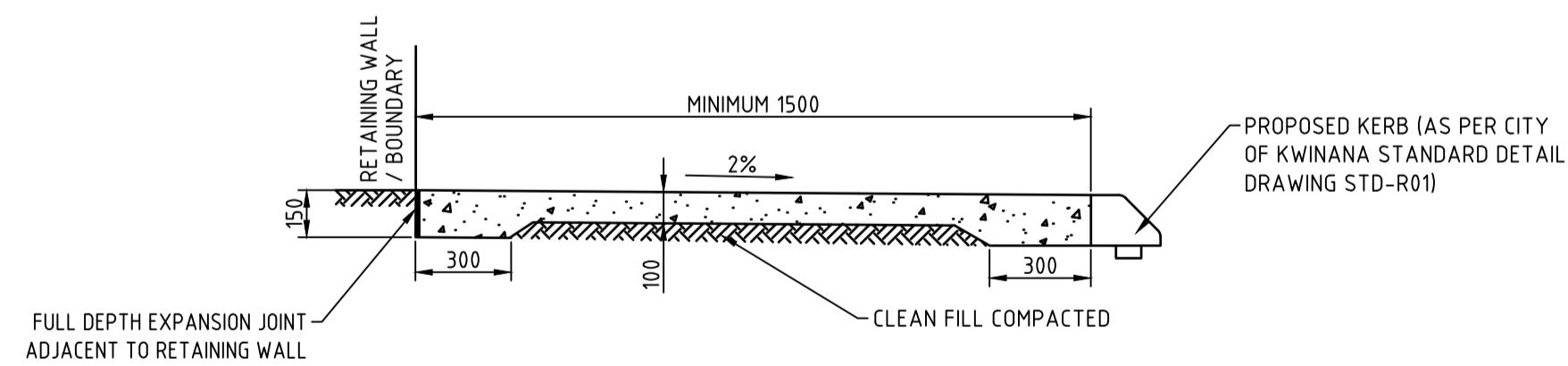
INFILL AT PATH DIVERSION
N.T.S



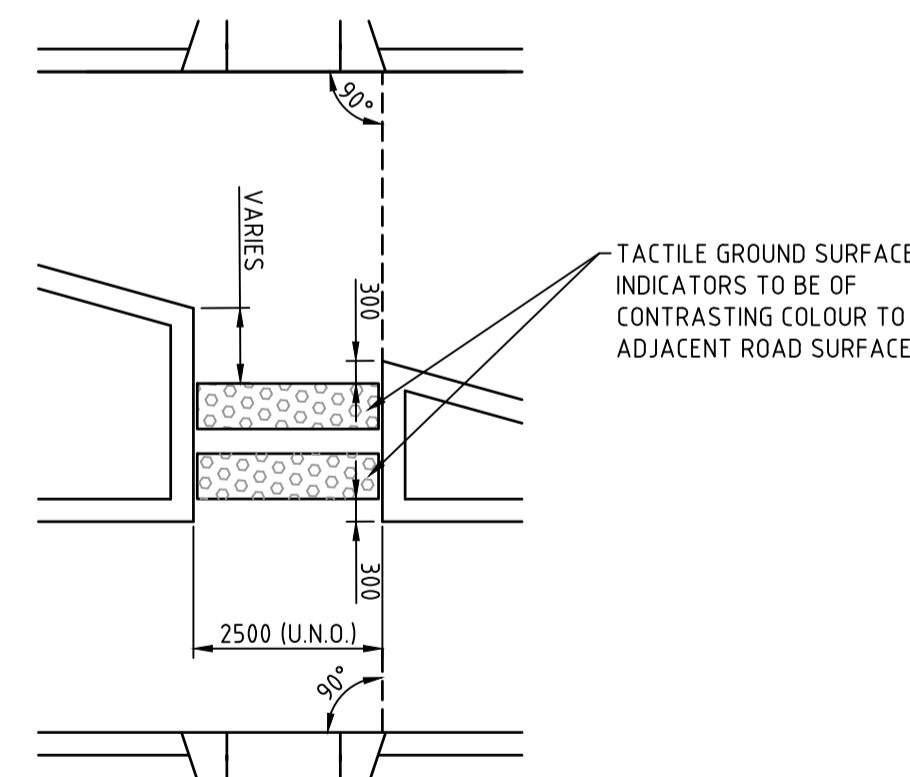
CONCRETE PATH TYPICAL SECTION – TYPE 3
SCALE 1:20 (A1)



INFILL AT LANEWAY STREETLIGHTS
N.T.S



CONCRETE PATH TYPICAL SECTION – TYPE 4
SCALE 1:20 (A1)



TACTILE IN MEDIAN CUT-OUTS TYPICAL DETAIL
N.T.S

NOTES:

- FOUNDATION TO BE COMPACTED TO 90% MODIFIED DRY DENSITY.
- ALL CONCRETE FOR FOOTPATH CONSTRUCTION TO BE A MINIMUM OF 25MPa, 20mm AGGREGATE AND A MAXIMUM SLUMP OF 80mm-100mm.
- BEDDING - SAND (100mm MINIMUM).
- EXPANSION JOINT EVERY 4.0m AS PER CITY OF KWINANA STANDARD DRAWING STD-R05.
- CONTRACTION JOINT EVERY 2.5m AS PER TOWN OF KWINANA STANDARD DRAWING STD-R05.
- SURFACE TO BE BROOM FINISH, NON-SLIP, WITH SMOOTH EDGE APPROXIMATELY 75mm WIDE AT EDGES AND JOINTS.
- DIMENSIONS IN MILLIMETRES.
- LONGITUDINAL GRADE SHOULD NOT EXCEED 1 IN 20.
- WHERE LONGITUDINAL GRADE IS GREATER THAN 1 IN 14, LANDINGS WILL BE PROVIDED EVERY 6m.
- VERTICAL CLEARANCES ALONG PATHS SHOULD BE A MINIMUM OF 2.4m.
- WHERE STREET FURNITURE (POLES, BENCHES, RUBBISH BINS, POSTS, ETC) ARE LOCATED IN PATH, A MINIMUM UNOBSTRUCTED WIDTH OF 1.2m MUST BE MAINTAINED.

REV	DATE	DESCRIPTION	DRAWN
E	08/17	PATH OFFSET FROM RETAINING WALL AMENDED	J.M
E	05/17	INFILL AT PATH DIVERSIONS, INFILL AT LANEWAY STREETLIGHTS & TACTILES IN MEDIAN ADDED	J.M
D	07/16	TYPE 4 TYPICAL PATH & GENERAL NOTES AMENDED	J.M
C	09/12	CITY OF KWINANA LOGO ADDED & TYPE 4 TYPICAL PATH & GENERAL NOTES AMENDED	J.M
B	05/12	ADDITIONAL CONCRETE PATH SECTIONS ADDED & OTHERS AMENDED	J.M
A	08/11	ADOPTED BY TOWN OF KWINANA	V.B

ASSOCIATE CONSULTANT:	
-----------------------	--



PROJECT:	STANDARD DETAILS TYPICAL CONCRETE FOOTPATH	
PHONE:	(08) 9439 0200	ADDRESS: Cnr Gilmore Avenue and Sulphur Road, Kwinana WA 6167
FAX:	(08) 9439 0222	
EMAIL:	admin@kwinana.wa.gov.au	
WEB:	http://www.kwinana.wa.gov.au	

SCALE:	AS SHOWN (A1)
DESIGN:	S.S
CHECK:	R.N
DRAWN:	J.M
DATE:	05/17
AUTHORISED (MANAGER ENGINEERING SERVICES):	R.NAJAFZADEH

DRAWING TITLE:	STANDARD DETAILS TYPICAL CONCRETE FOOTPATH	
FILE NO.:	ENG03	
DRAWING NUMBER:	STD-R07	REVISION: F