

Guideline – Mobile Food Vendors and Trading Activities

1. Purpose

- Provide guidance on the requirements for the operation of mobile food vendors within the City of Kwinana.
- Determine appropriate trading locations for mobile food vendors to support the objectives of the Mobile Food Vendors Trading Policy.
- Detail the considerations in assessing and approving application for the issue of a trader's permit.
- Ensure mobile food vendors practice safe food handling in accordance with the *Food Act 2008*.

These guidelines should be read in conjunction with the City's [Mobile Food Vendors Trading Policy](#) and the [Activity on Thoroughfares and Public Places and Trading Local Law 2011](#).

2. Definitions

Designated trading locations	means set locations from which mobile food vendors can trade with City approval which are set within the Food Vendor Trading Guidelines.
Public Place	as defined under City's <i>Activity on Thoroughfares and Public Places and Trading Local Law</i> includes any thoroughfare or place which the public is allowed to use, whether or not the thoroughfare or place is on private property but does not include – (a) premises on private property from which trading is lawfully conducted under a written law; and (b) local government property.
Fixed food business	means a business that the primary purposes of which is the retail sale of food or beverages that is carried out from a fixed premise. This includes sports club canteens.
Itinerant Food Vendor	means a mobile food vendor who travels along a road looking for customers and who sells a product from a vehicle which stops temporarily to serve customers who stop the vendor or come to the vendor whilst the vehicle is stopped.
Mobile Food Vendor	means a food vendor who has a <i>Trader's Permit</i> and operates a Department of Transport licenced vehicle and food business notification or registration certificate issued by a Local Government under the <i>Food Act 2008</i> .

Temporary food stall

means movable or temporarily fixed structure, stand or table in, on or from which food are sold or offered for sale. They operate at an occasional event, usually lasting hours or days.

Healthier food vendor


means a mobile food vendor who has been assessed against the [Healthier Vendor Self-Assessment Checklist](#) developed by the South Metropolitan Health Service Health Promotion Unit and meet two essential criteria including:

- not to display full sugar drinks; and
- include at least one healthier food option on their menu.


All other definitions have the meaning as prescribed in the City's [Activity on Thoroughfares and Public Places and Trading Local Law 2011](#).

3. Designated Trading Areas

3.1 General Designated Trading Location requirements

- All mobile food vendors with an approved trader's permit for designated trading areas can trade in locations marked with a blue truck  as shown in Appendix 1: Figure 1 [Map of Approved Designated Trading Areas](#) Across the City of Kwinana.
- The approved locations are listed under Table 1.
- Locations will be reviewed every 12 months by the City's Environmental Health Team, assessed by the Development Assessment Unit and approved by the Chief Executive Officer. A full review of the locations with the stakeholders will be completed every three years.
- The mobile food vehicle must be fully contained in the marked bays shown in Table 1.
- The mobile food vehicle must be positioned to allow full access to City utilities such as manholes, electrical pits and existing services and access to footpaths.
- A permit is only valid during set up, trade and pack up for a maximum duration of four (4) hours at an approved location (unless other specified).
- All mobile food vendors are encouraged to book the designated trading location through [SpacetoCo](#). Refer to [Section 11 SpacetoCo Bookings](#) for further information.

3.2 Additional requirements for Healthier Food Vendors

- Only Healthier Food Vendors are permitted to trade at designated trading areas situated within 300 metres of a school.
- Healthier Food Vendors may trade in locations marked with a green truck  shown in Appendix 1: Figure 1 [Map of Approved Designated Trading Areas](#) Across the City of Kwinana.
- Healthier Food Vendors must not display full sugar drinks and include at least one healthier food option on their menu. Food vendors who no longer meet these requirements whilst the trader's permit remains valid is required to notify the City and have their permit updated and cease trading in locations specifically for Healthier Food Vendors only.
- Mobile food vendor who makes an application to be considered as a Healthier Food Vendor must complete the [self-assessment checklist](#) (see Appendix 2) and provide a copy of their menu. The minimum score is 6 points to be considered a healthier food vendor. *The City supports and encourages all food vendors to offer healthy food and drink options. Please contact the City's Environmental Health Services for more information.*

4. Itinerant Vendor Locations

- Itinerant food vendors must not:
 - Trade within 100m of a fixed food businesses selling similar goods or an approved food truck event or market (unless written permission has been obtained from the existing businesses and the City);
 - Trade within 300 metres of a school between the hours of 7.00am and 9.00am and 3.00pm and 5.00pm during school days;
 - Trade on main roads, Wells Park, Kwinana Beach, Challenger Beach and industrial areas;
 - Trade on a reserve, park or carpark without permission from the owner of the land and approval from the City;
 - Remain at a particular location for longer than the time required for a customer to make a purchase. If there is no customer making a purchase, the permit holder must move on from that location within a reasonable time of the last purchase having been; and

- Play music, or any other forms of noise to attract customers whilst the van is stationary or parked.
- Stop their vehicle and trade within 10m of an intersection, the crest of a hill or bend in a road.
- Use any bell, music or sound device more than once every two hours in the same length of street. The level of the bell, music or sound device shall only be audible of no more than LAmax 85dB at 2m from the vehicle. The operator of the vehicle may be directed to reduce the volume further by an Authorised Officer, should the City of Kwinana receive any substantiated complaints.
- Trade more than once on the same street on the same day. The itinerant trader must move on shortly after serving customers.

5. Approved Events and Markets

- Mobile food vendors and temporary food stalls are permitted to trade at events and markets approved by the City of Kwinana Environment and Health Department. The trader must have written permission from an event organiser to attend an organised community or private event located at any of the designated trading areas.
- Any temporary food stall who intends to trade at any regular intervals must hold a food business notification or registration certificate issued to the associated fixed or mobile food business by a Local Government under the *Food Act 2008*.

6. Other Public Places for Individual Trading Locations

- Individual trading locations are assessed on a case-by-case basis. It will depend on the frequency of trading, traffic requirements, parking requirements, access to utilities, sanitary and waste facilities. Applications will be referred to the City's Development Assessment Unit for assessment and determined by the City's Environmental Health Department.
- Food vendors that propose to trade for more than 48 hours in the same venue over a period of time may require a Development Approval as a land use under the Town Planning Scheme.
- A trader's permit will not be required for servicing commercial and industrial premises by prior arrangement within their private property. Food must not be sold to the public without a trader's permit.

7. General Operational Requirements

7.1 Registration and Management Requirements

- Permit Holders must comply with the *Food Act 2008*, *Food Regulations 2009* and Australian New Zealand Food Standards Code. Permit holders may be subject to routine inspections by Authorised Officers.
- Notification and/or Registration certificates of the food businesses (and/or food vehicle) issued by a Local Government must be displayed and valid at all times during the event.
- All vehicles must be registered as per the requirements of the *Motor Traffic (Vehicles) Act 2012*.
- The vendor's operation must not unduly disrupt normal business activities nor unduly disturb the ambience of both residents and passers-by.
- The trader and assistants must not act in an offensive manner or create a nuisance to persons in the vicinity of the trading location.
- The mobile food vehicle must not remain on site when not in use for trade.
- When an event approved by the City is being held at a designated trading area, any permits issued for that location will be rendered void for the duration of that event.

7.2 Amenity, Appearance and Safety Requirements

- The mobile food vehicle and fixtures must always be kept in a safe and well-maintained condition.
- Catering activities undertaken for the purpose of cooking food including the use of open air of an appliance that consumes solid fuel (e.g. coal, briquettes or wood), the use in the open air of an appliance comprising fire and/or the use in the open air of a cooking process which produces fire (not including the use of an enclosed gas barbeque in a designated barbeque area where there is no combustible material within 5m of the barbeque) may only be carried out when the fire danger rating is not catastrophic and in compliance with the *Bush Fires Regulations 1954*.
- All electrical generators, electrical cabling, cords, switches, fuses and the like associated with the licensed business or vehicle should be kept clear of patrons and be properly and safely secured. All electrical installations must comply with the Supply Authority or Office of Energy requirements, Australian Standard 3000, Australian Standard 3002 and Australian Standard 3012.
- Mobile Food Vendors must be self-sufficient and not need to use external mains power, gas or water connections. The vehicle must not require an external mains power

connection. Cables or cords with electrical generators are not permitted to be placed in public areas.

- For traders attending approved events/markets only, all tents and marquees shall be in good condition and any doubtful, substandard or deteriorated materials must be replaced prior to erection and approval for public use. The installation/erection must be carried out in a workman like manner by properly trained and competent persons. A properly trained and competent personal shall be present on site if wind speeds are forecast to exceed 55km per hour (gale force) during the event. Tents and marquees are not permitted at designated trading areas.
- Temporary fixtures such as tables or chairs for patrons are not permitted at designated trading areas.
- No alcohol to be sold or supplied at any designated trading locations.
- Illegal, dangerous or offensive goods are not to be sold by the vendor.
- Any fixtures relating to the mobile food trading (for example: umbrellas, signs, waste bins etc.) should be sturdy and windproof, made of quality materials and be well designed and constructed to be safe to use, without sharp edges or other features likely to cause injury, use of stakes to anchor fixtures must not exceed 300mm in length.
- An 'A' frame sign can be placed on the verge for the duration of the trading period. The A-frame sign must not exceed any dimension of 1m or an area of 1m² on any side. Any signage and artwork must not include any rude or vulgar messaging.
- Fixtures must not be placed where they present a barrier or danger to pedestrians crossing the street, kerbside usage by motorists or access by pedestrians and cyclists.
- Maintains access to public street furniture such as seats, bicycle parking, drinking fountains, rubbish bins, and post boxes.
- Parking for towing vehicles is not permitted at the same location as the trader. The towing vehicle must be parked off site or in a designated parking bay.
- Ensures wheelchair access to pedestrian ramps and footpaths is not compromised.

7.3 Cleaning and Waste Management Requirements

- No waste or litter is to be disposed of in City rubbish bins by the traders. Mobile Food Traders must provide bins for use and ensure their trading area is kept clear of rubbish and refuse at all times. Food vendors must take home all waste generated from their activities before, during, and after business operations.
- Refuse must be removed and disposed of offsite, immediately following the end of trade. No hazardous waste is to be placed in any bins provided by the City or left at the site.

- Food vendors must use only approved packaging for their business activities in compliance with the new [WA State plastic ban](#). This includes all single-use cutlery, packaging, and containers.
- All liquid waste must be collected for appropriate disposal offsite. They must not be disposed of on any public open space or stormwater water drain.
- Food vendors must ensure that customers do not litter consumables from their business and are responsible for maintaining the cleanliness of the area around their vehicle.
- The approved trading/stallholder area shall be left clean at the end of the event. The Permit holder must comply with the *Environmental Protection (Unauthorised Discharges) Regulations 2004* and the *Litter Act 1979*. Liquid waste or liquid refuse shall not be discharged into the environment.
- Any damage caused by a mobile food trader's vehicle will be repaired at the cost of the Mobile Food Trader as per the City's Fees and Charges.
- Food vendors are encouraged to:
 - use collection bags or bins for eligible ten-cent containers to be recycled via the [Containers for Change scheme](#).
 - offer food choices with minimal or no packaging where possible.
 - donate organic waste for composting or other earth-cycling purposes and use platforms like [Share Waste](#) or [Donut Waste](#) to facilitate this process.
 - avoid using plastic, glitter, confetti, and pre-packaged consumables (e.g., lollipops and lollies) that create small, difficult-to-collect litter.
 - encourage patrons to bring reusable coffee cups and containers for take-away items.

7.4 Noise and Light Requirements

- All noise emissions, including but not limited to music and generators from the operation of the Mobile Food Vehicle, must comply with the assigned levels of the *Environmental Protection (Noise) Regulations 1997*. Should justified complaints be received, or in the opinion of a City Officer that any noise emissions are deemed excessive or unreasonable, the trader will be required to reduce emissions to compliant levels or cease entirely identified noise emissions.
- Generators must not have a manufacturer specified operational volume greater than 75dB. Notwithstanding this, all mobile food vehicle noise (including the generator) must not cause a noise nuisance and must comply with the assigned noise levels specified under the *Environmental Protection (Noise) Regulations 1997*.

- The use of mechanical chimes or amplified music is not permitted in designated trading areas.
- No additional flashing or rotating lights, except those required under the *Motor Traffic (Vehicles) Act 2012* are permitted.

7.5 Conduct

- The food vendor must not bring the City of Kwinana into disrepute.
- The food vendor must not act in an offensive manner.

8. Risk Management

- Public liability insurance to be held by the applicant and any stall holder not covered shall hold not less than \$10M public liability insurance to ensure that the City of Kwinana is indemnified from any claim arising from the event. The policy must cover all activities and locations specified in the permit.
- The mobile food vendor assumes responsibility for any acts of negligence arising from their activity.
- The mobile food vendor assumes responsibility for any liability issues which may arise as a result of the operation of the mobile food vehicle or mobile food stall and any associated fixtures being at the location.

9. Application Requirements

Kwinana Connect is the City of Kwinana's online portal for submission of trader's permit applications and to make secure online payments.

Please register on the portal to submit an online trader's permit application.

Choose between an application for a:

- Trader's permit for mobile food vendors registered **outside** the City of Kwinana; OR
- Traders permit for mobile food vendors registered **within** the City of Kwinana.

Applications are no longer accepted via email. Please do not email your application to the City of Kwinana Environmental Health Services.

A separate application is required for each vehicle/unit.

As part of the application, you will be required to submit the initial application fee and provide the following documents :

- A current photograph of the mobile food vehicle.
- A scaled floor plan of the vehicle/unit/stall showing internal layout of mobile food vehicle.
- A site plan (only required for locations other than designated trading areas).
- A copy of your last inspection report within the past 12 months.
- A copy of your current *Food Act 2008* Certificate of Registration of a Food Business issued by the Local Government where the Mobile Food Vehicle is garaged.
- A current copy of Public Liability Insurance Certificate of Currency for the amount of \$10,000,000.
- A copy of the healthier food vendor self-assessment checklist (see Appendix 2) and menu showing healthier food option (if applying to become a healthier food vendor).

10. Approval Process

1. Application for a trader's permit will be assessed by the City's Environmental Health Department based on the following criteria:
 - Demonstrated compliance with the *Food Act 2008*;
 - Comprehensiveness of information provided in the application;
 - Meet the minimum essential criteria to be a healthier food vendor (if applicable);
 - The condition and appearance of the mobile food vehicle; and
 - Any breaches to previous conditions of trader's permits including conduct of the vendor.

2. Payment of fees and charges:
 - An additional invoice will be issued for payment of the relevant fees and charges associated with the application, depending on the category of trading chosen.
 - The trader's permit will only be issued once all applicable fees have been received and outstanding issues have been satisfactorily addressed either prior to trading being conducted at the City.

3. Outstanding information:
 - The application may be refused if any requested outstanding information is not provided within the specified timeframe.

4. Permit approval:
 - The City's Environmental Health Department will issue an approval in the form of a written permit with condition or a refusal if the criteria is not met.
 - It is the responsibility of the trader to ensure all relevant approvals have been obtained from the City and other approving agencies.
 - Trading without a permit or failing to comply with the conditions and approval may result in further formal compliance action.
 - All appeals must be presented to the Manager Environment and Health in writing.

After receiving the permit, mobile food vendors are encouraged to become a regular hirer through SpacetoCo. This will enable the Designated Trading Location to be reserved ahead of trading.

11. SpacetoCo Bookings


Why use SpacetoCo?

- Reserves the trading location.
- Assist the City with data collection and tracking on location usage which is used for site review.

Apply to become a regular hirer:

- Visit [SpacetoCo](#) to apply to become a regular hirer.
- Attach the trader's permit and public liability insurance to the regular hirer application.
- Wait for Bookings Team approval. Once approved as a regular hirer, future bookings will be instantly approved.

Book the designated trading location:

- Follow the [regular hirer booking process](#).
- Refer to [Appendix 1: Table 2: SpacetoCo Booking Links](#).
-  **Save** your favourite trading locations.

Booking rules:

- Any vendors who turn up at a designated trading location without a booking will be required to leave the site and offer that site to the booked vendor.
- On the third Monday of each month, designated trading sites will be made available for booking up to the month after next.

- Approved vendors must cancel their booking at least 24 hours in advance if they can no longer attend the site, other vendors may book the site if the other vendor has cancelled.
- The booking system is self-managed but available for viewing by other vendors.
- Vendors can only book up to 4-hour blocks within the permitted timeframes.
- When an event approved by the City is being held at a designated trading area, any permits issued for that location will be rendered void for the duration of that event.

12. Fees and Charges

- The City will impose fees and charges for a trader's or stallholder's permit in accordance with the relevant Council adopted fees and charges or varied by Council resolution, unless exempted through the City's Community Funding Policy.
- Payment of invoices must be made in full at least three business days prior to the event commencement date.
- Refunds will not be provided on the trader's application and permit fees if the trading activities do not take place.
- Traders are required to reimburse Council for the cost of any restoration or repairs which are required as a result of damages incurred due to the trading activities.

13. Permit Monitoring, Transfer, Renewal and Cancellation

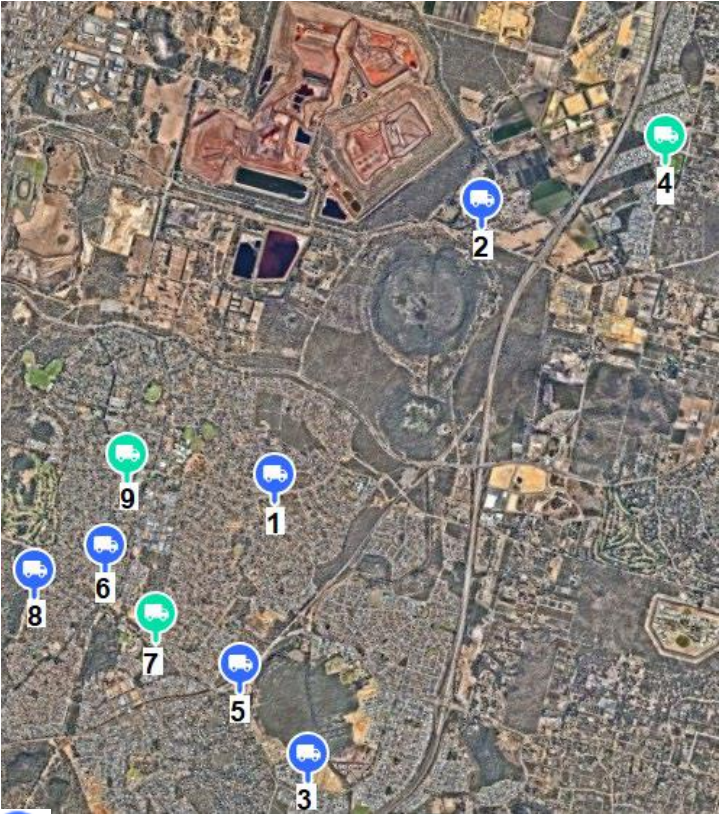
- The City's Authorised Officers may conduct unannounced inspections of vans/stalls to determine compliance with the conditions of the trader's permit, *Local Government Act 1995*, *City of Kwinana Trading in Public Places Local Law 2011*; *Environmental Protection (Noise) Regulations 1997*, *Environmental Protection (Unauthorised Discharge) Regulations 2004*, *Food Act 2008* and FSANZ Food Safety Standards.
- A change of vehicle ownership does not automatically transfer a permit to the new owner. A new application is required.
- Mobile Food Vendors are not automatically guaranteed approval if they have been previously issued with approval to trade in another Local Government Authority or in the City of Kwinana.
- If community complaints are received and substantiated by an authorised officer, the officer may direct the food vendor to moderate or suspend the complainant issue

immediately. The City reserves the right to prohibit the food vendor from future application(s).

- Disputes between traders regarding designated trading area rostering and equitable access may result in Trader's Permits being revoked.
- A trader's permit may be cancelled or amended if the permit holder fails to comply with the permit conditions.
- In the event that the Permit conditions are breached, and in accordance with the City's *Activities on Thoroughfares and Trading in Thoroughfares and Public Places Local Law 2011* or *Food Act 2008*, the Permit may be revoked and, or compliance action may be taken by an Authorised Officer.

Appendix 1: Approved Designated Trading Areas Across the City of Kwinana

Figure 1. Map of Approved Designated Trading Areas Across the City of Kwinana






● All Mobile Food Vendors
 ● Healthier Food Vendors only

Reviewed on 22 May 2024

Approved by CEO : Date: 27-May-2024

Location Number	Location
1	Peace Park Carpark
2	Mandogalup Fire Station Carpark
3	Bulrush Park Wellard Carpark
4	Honeywood Oval Carpark
5	Homestead Park Carpark
6	Rhodes Park Calista Carpark
7	Wellard Oval Carpark
8	Sloan's Reserve Carpark
9	Kwinana Adventure Park

Table 1. Designated Trading Areas Locations and Conditions

Location Number	Location	Maximum Number of Vehicles Permitted at the same time	Days	Maximum Trading Hours	Additional Conditions	Specific Location
1	Peace Park Carpark Cnr Parmelia Ave and Sulphur Rd Parmelia	1	Mon-Sun 7am to 4pm	4 hours		
2	Mandogalup Fire Station Carpark 7 Mandogalup Rd Mandogalup	1	Mon-Sun: 5am to 12pm	4 hours	Traders must leave the site immediately at the request of the fire brigade and may not setup when the station is in use during an emergency.	
3	Bulrush Park Wellard Carpark Lot 8004 Irasburg Pde Wellard	1	Mon-Sat: 7am to 7pm Sun/PH: 9am-7pm	4 hours		
4	Honeywood Oval Carpark Lot 501 Lyon Rd Wandi	1	Sat: 7am to 7pm	4 hours	This location is only offered to Healthier Food Vendors only.	






Location Number	Location	Maximum Number of Vehicles Permitted at the same time	Days	Maximum Trading Hours	Additional Conditions	Specific Location
5	Homestead Park Carpark Lot 335 Wellard Rd Wellard	1	Mon, Tues, Wed, Thurs, Sat and Sun (excludes Friday) 7am to 7pm	4 hours		
6	Rhodes Park Calista Carpark Lot 300 Rhodes Cres Calista	1	Mon – Sat 7am to 4pm	4 hours		
7	Wellard Oval Carpark Lot 208 Wellard Rd Wellard	1	Sun: 7am to 7pm	4 hours	This location is only offered to Healthier Food Vendors only.	
8	Sloan's Reserve Carpark 1204 Wellard Rd Leda	1	Sat-Sun: 7am to 4pm	4 hours		
9	Kwinana Adventure Park Lot 414 Walgreen Cres Calista	4	Mon-Sun: 7am to 4pm	4 hours	This location is only offered to Healthier Food Vendors only.	

Table 2. SpacetoCo Booking Links

Location Number	Location	Link
1	Peace Park Carpark	https://www.spacetoco.com/space/mobile-food-vendor-peace-park-parmelia
2	Mandogalup Fire Station Carpark	https://www.spacetoco.com/space/mobile-food-vendor-space-mandogolup-fire-station-carpark
3	Bulrush Park Wellard Carpark	https://www.spacetoco.com/space/mobile-food-vendor-space-bulrush-park-wellard-carpark
4	Honeywood Oval Carpark	https://www.spacetoco.com/space/mobile-food-vendor-space-honeywood-oval-carpark
5	Homestead Park Carpark	https://www.spacetoco.com/space/wandi-wa-mobile-food-vendor-space-homestead-park-carpark
6	Rhodes Park Calista Carpark	https://www.spacetoco.com/space/wa-mobile-food-vendor-space-rhodes-park-carpark
7	Wellard Oval Carpark	https://www.spacetoco.com/space/wa-mobile-food-vendor-space-wellard-oval-carpark
8	Sloan's Reserve Carpark	https://www.spacetoco.com/space/mobile-food-vendor-space-sloans-reserve-carpark
9	Kwinana Adventure Park – Area 1	https://www.spacetoco.com/space/calista-wa-healthy-mobile-food-vendor-area-1-kwinana-adventure-park
9	Kwinana Adventure Park – Area 2	https://www.spacetoco.com/space/calista-wa-healthy-mobile-food-vendor-area-2-kwinana-adventure-park
9	Kwinana Adventure Park – Area 3	https://www.spacetoco.com/space/calista-wa-healthy-mobile-food-vendor-area-3-kwinana-adventure-park
9	Kwinana Adventure Park – Area 4	https://www.spacetoco.com/space/calista-wa-healthy-mobile-food-vendor-area-4-kwinana-adventure-park

Appendix 2

Healthier Food Vendor Assessment Form

The City of Kwinana is committed to supporting the health of its community by encouraging food vendors to sell healthier food and drink options. Healthier food and drink options play an important role in creating the healthy environment that the community demands.

This assessment form helps the City to identify healthier food vendors. It also allows food vendors to identify areas for improvement and make healthier changes if needed. Healthier food vendor trading sites offered to food vendors who include and promote affordable, healthier food and drink options on their menu. All vendors are encouraged to actively promote healthy food and drink options at their point of sale.

***Fuel to Go & Play® approved Healthier Vendor Guide Vendors are encouraged to apply.** Refer to the Fuel to Go & Play® [website](#) and [applicant handbook](#) for more information.

How to use this self-assessment form

- 1) Complete either the food and drinks vendor OR drinks-only vendor assessment form:

Vendors are required to meet the two essential criteria listed below:

- do not display full sugar drinks
- include at least one healthy (green) option on their menu.

- 2) Please answer all questions to the best of your ability and tally your score at the end. Each question results in a score. For food and drinks vendors, a maximum of 12 points can be awarded in this self-assessment. For drinks-only vendors, a maximum of 10 points can be awarded in this self-assessment. It is recommended that vendors aim for a minimum score of 6.

Model healthy food truck

The following image shows simple strategies that you can implement to improve your self-assessment score.

On display


- ✓ At least one healthy option
- ✗ Unhealthy food and drink options

Off display

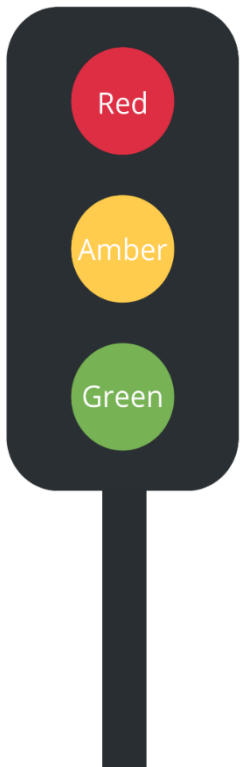
- ✗ Full sugar drinks
- ✗ Unhealthy food and drink options

On the menu

- ✓ Bottle or free tap water available
- ✓ Sugar free drink options available
- ✓ At least one healthy food option



How to identify healthier food and drink options on your menu



Red items:

- low in nutrients
- often high in energy, fat, sugar and/or salt
- discretionary items such as cakes, lollies, fried food, sugary drinks

Amber items:

- have some nutritional value
- may contain moderate amount of energy, fat, sugar and/or salt
- should be selected carefully

Green items:

- are good sources of vital nutrients
- contain food and drinks from the five food groups in the Australia Guide to Healthy Eating (fruit, vegetable, dairy and alternatives, meat and alternatives, grains)

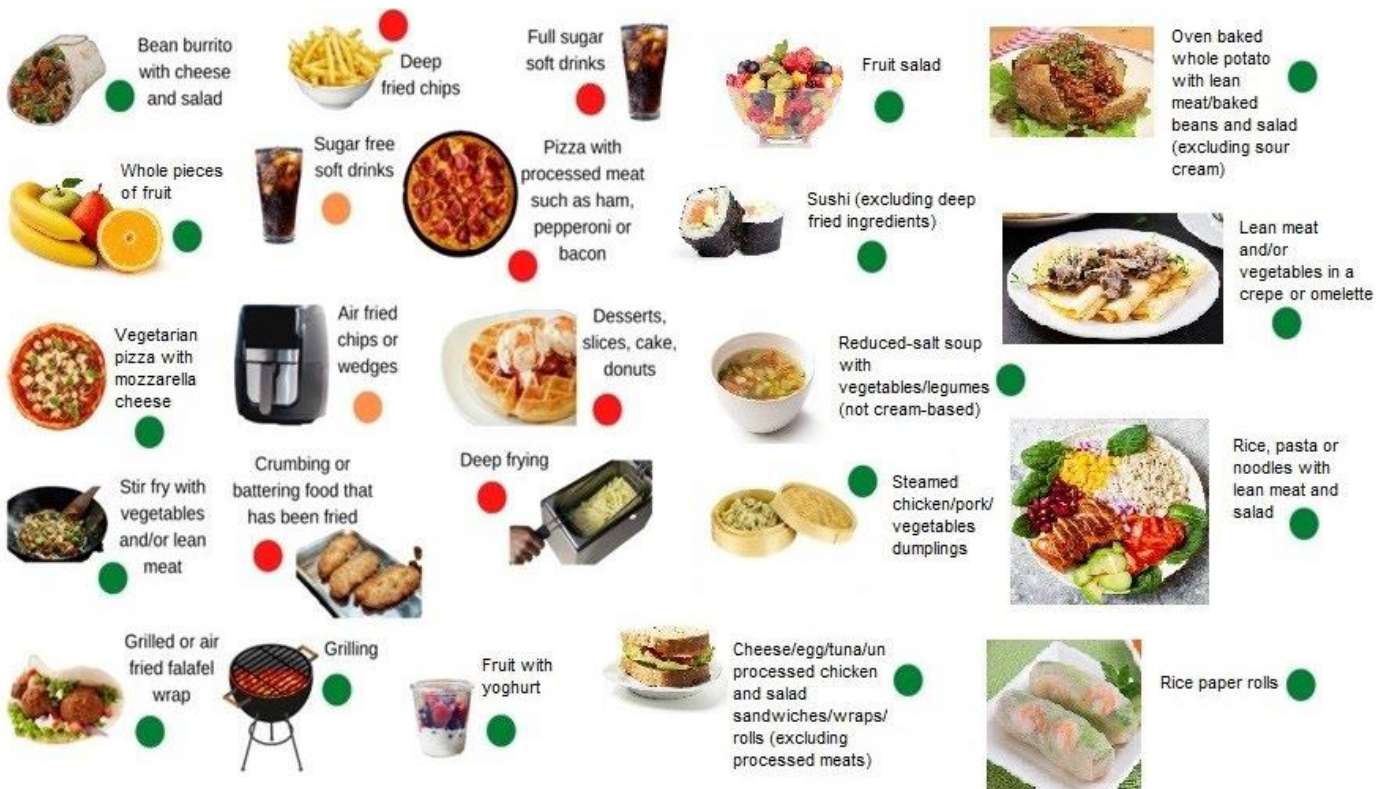
A simple way to identify healthier food and drink options is to use the traffic light system to categorise food and drinks based on their nutritional value.

In this assessment you will be asked whether you have a green option on your menu. A menu item is considered green if it contains only green ingredients and is prepared using a Green cooking method.


If you are unsure whether an item on your menu is healthy (green) or unhealthy (red), please contact City of Kwinana for clarification.

Type of food or drink		
Green Fill the menu	Amber Select carefully	Red Limit or remove
<p>These are the healthiest and most nutritious options as they are based on the five food groups. Encourage choosing these foods every day as they are generally low in saturated fat and/or sugar and/or sodium (salt) and high in nutrients.</p> <p>e.g. cheese and salad sandwich, vegetarian pizza with mozzarella cheese (or low salt cheese), lean chicken burger with salad, water, small vegetable juice, small and regular coffee.</p>	<p>These options may contain a combination of useful nutrients but may also contain moderate amounts of saturated fat and/or sugar and/or sodium (salt). Only consume occasionally and in moderation.</p> <p>e.g. small 96-100% fruit juices, sugar free sports drinks, sugar free soft drinks.</p>	<p>These options are either low in nutrients, and/or contain a large amount of saturated fat, added sugar, added sodium (salt) and/or alcohol. They can also be energy dense, so should only be eaten sometimes and in small amounts.</p> <p>Any meals made with processed meats such as bacon or ham are considered Red.</p> <p>e.g. Hawaiian pizza, deep fried gyozas, deep fried falafels, full sugar soft drinks, energy drinks and sports drinks.</p>
Cooking method		
Green	Red	
<ul style="list-style-type: none"> » Grilling » Barbequing » Baking » Steaming (steamed buns, dumplings) » Poaching » Stir frying 	<ul style="list-style-type: none"> » Deep frying (fries, donuts, spring rolls) » Shallow frying (croquettes, katsu chicken) » Crumbing or battering foods that have been fried » Cooking with butter or cream 	

Suggested Food and Drinks Options



Suggested Drinks-Only Options



Healthier Food Vendor Self-Assessment Checklist – Food and Drinks Vendor

If you are a part of Fuel to Go & Play®'s current Healthy Vendor Guide (HVG), please fill Section 1 and skip to Section 6 (Declaration).

1. Fuel to Go & Play® Healthy Vendor Guide

Q1 Are you a part of Fuel to Go & Play®'s current HVG?	<input type="checkbox"/> Yes	<input type="checkbox"/> No
<i>If yes, please attach copy of certificate to this document and skip to Section 6 (Declaration).</i>		

2. Product assessment

	Yes	No	Score
Q2 Is bottled water included in your menu?	<input type="checkbox"/> 1 pt	<input type="checkbox"/> 0 pt	
Q3 Do you offer sugar free drink options (e.g. Coke No Sugar, Pepsi Max etc.)?	<input type="checkbox"/> 1 pt	<input type="checkbox"/> 0 pt	
Q4 Do you have at least one healthy (green) food option on your menu? * If yes, please specify food product including brand (if applicable): _____	<input type="checkbox"/> 1 pt	<input type="checkbox"/> 0 pt	
Q5 Do you have menu items offered with chips as a side?	<input type="checkbox"/> 0 pt	<input type="checkbox"/> 1 pt	
Q5.1 If you answered Yes to question 5, are you willing and able to replace them with healthier sides instead (e.g. salad, vegetables, fruit or no sides offered)?	<input type="checkbox"/> 1 pt	<input type="checkbox"/> 0 pt	
Q6 Do you sell main meals that are deep fried?	<input type="checkbox"/> 0 pt	<input type="checkbox"/> 1 pt	
Q6.1 If you answered Yes to question 6, are you willing and able to use alternative methods of cooking e.g. air frying, grilling, barbequing, baking or steaming?	<input type="checkbox"/> 1 pt	<input type="checkbox"/> 0 pt	
		Total	

3. Placement assessment

	Yes	No	Score
Q.7 Do you keep unhealthy (red) food items off display?	<input type="checkbox"/> 1 pt	<input type="checkbox"/> 0 pt	
Q.7.1 If you answered No to question 7, are you willing and able to remove unhealthy (red) food items off display?	<input type="checkbox"/> 1 pt	<input type="checkbox"/> 0 pt	
Q8 Are drinks with added sugar off display?	<input type="checkbox"/> 1 pt	<input type="checkbox"/> 0 pt	
Q8.1 If you answered No to question 8, are you willing and able to remove drinks with added sugar from display?*	<input type="checkbox"/> 1 pt	<input type="checkbox"/> 0 pt	
		Total	

*essential criteria where a 'Yes' answer is required.

4. Price assessment

	Yes	No	Score
Q9 Is water your cheapest drink?	<input type="checkbox"/> 1 pt	<input type="checkbox"/> 0 pt	
Q9.1 If you answered No to question 9, are you willing and able to make water your lowest priced drink?	<input type="checkbox"/> 1 pt	<input type="checkbox"/> 0 pt	
Q10 Do menu items cooked by healthier methods cost more than standard menu items? (e.g. extra \$1 for grilled fish instead of battered) Note: does not apply to alternative milks e.g. coffee/tea	<input type="checkbox"/> 0 pt	<input type="checkbox"/> 1 pt	
Total			

5. Promotion assessment

	Yes	No	Score
Q12 Do you have advertising material or signage promoting unhealthy (red) options?	<input type="checkbox"/> 0 pt	<input type="checkbox"/> 1 pt	
Q13 Do you have advertising material or signage promoting healthy (green) options?	<input type="checkbox"/> 1 pt	<input type="checkbox"/> 0 pt	
Q13.1 If you answered Yes to question 13, would you be willing and able to make these materials your only advertising or promotional signage?	<input type="checkbox"/> 1 pt	<input type="checkbox"/> 0 pt	
Q14 Do you promote any combo/meal deals including unhealthy (red) food or drinks?	<input type="checkbox"/> 0 pt	<input type="checkbox"/> 1 pt	
Q14.1 If you answered Yes to question 14, are you willing and able to promote any combo/ meal deals including healthier (green or amber) food or drinks instead (e.g. grilled chicken burger with water, or sugar-free soft drink, tofu and vegetable sushi with 99% fruit juice).	<input type="checkbox"/> 1 pt	<input type="checkbox"/> 0 pt	
Total			

Final score	
--------------------	--

6. Declaration

I/we have read, understood and agree to abide by the requirements, terms and conditions as detailed in the Mobile Food Vendor Trading Policy and Guidelines.

Name:	
Date:	
Signature:	

This Self-Assessment Checklist has been adapted from the South Metropolitan Health Service, Health Promotion 'Healthy Food Vendors Guide'.

Healthier Food Vendor Self-Assessment Checklist for Drinks Only Vendor

If you are a part of Fuel to Go & Play®'s current Healthier Vendor Guide (HVG), please fill Section 1 and skip to Section 5 (Declaration).

1. Fuel to Go & Play® Healthy Vendor Guide

Q1 Are you a part of Fuel to Go & Play®'s current HVG?	<input type="checkbox"/> Yes	<input type="checkbox"/> No
<i>If yes, please attach copy of certificate to this document and skip to Section 6 (Declaration).</i>		

2. Product assessment

	Yes	No	Score
Q2 Is bottled water included in your menu?	<input type="checkbox"/> 1 pt	<input type="checkbox"/> 0 pt	
Q3 Do you offer sugar free drinks (e.g. Coke No Sugar, Pepsi Max etc, 96-100% fruit/vegetable juice with no added sugar in a serve size of 300mL or less)?	<input type="checkbox"/> 1 pt	<input type="checkbox"/> 0 pt	
Q4 Do you have at least <u>one</u> healthy (green) drink option on your menu? * <i>All vendors must offer a at least one green drink option (e.g., plain water, coffee in a serve size of 400mL or less, flavoured milk in a maximum serve size of 300mL).</i> If yes, please specify drink option, brand (if any) AND size: _____	<input type="checkbox"/> 1 pt	<input type="checkbox"/> 0 pt	
Q5 Are the alternative milks on offer (e.g., oat/soy/rice/almond milks) fortified with calcium?	<input type="checkbox"/> 1 pt	<input type="checkbox"/> 0 pt	
		Total	

3. Placement assessment

	Yes	No	Score
Q6 Do you keep unhealthy (red) drink items off display?	<input type="checkbox"/> 1 pt	<input type="checkbox"/> 0 pt	
Q6.1 If you answered No to question 6, are you willing and able to remove unhealthy (red) drink items off display?	<input type="checkbox"/> 1 pt	<input type="checkbox"/> 0 pt	
Q7 Are drinks with added sugar off display?	<input type="checkbox"/> 1 pt	<input type="checkbox"/> 0 pt	
Q7.1 If you answered No to question 7, are you willing and able to remove drinks with added sugar from display? *	<input type="checkbox"/> 1 pt	<input type="checkbox"/> 0 pt	
		Total	

*essential criteria where a 'Yes' answer is required.

3. Price assessment

	Yes	No	Score
Q8 Is water your cheapest drink?	<input type="checkbox"/> 1 pt	<input type="checkbox"/> 0 pt	
Q8.1 If you answered No to question 8, are you willing and able to make water your cheapest drink?	<input type="checkbox"/> 1 pt	<input type="checkbox"/> 0 pt	
Q9 Do healthy (green) drinks cost more than unhealthy (red) drinks?	<input type="checkbox"/> 0 pt	<input type="checkbox"/> 1 pt	
Total			

4. Promotion assessment

	Yes	No	Score
Q10 Do you have advertising material or signage promoting unhealthy (red) drinks?	<input type="checkbox"/> 0 pt	<input type="checkbox"/> 1 pt	
Q11 Do you have advertising material or signage promoting healthy (green) drinks?	<input type="checkbox"/> 1 pt	<input type="checkbox"/> 0 pt	
Q11.1 If you answered Yes to question 11, would you be willing and able to make these materials your only advertising or promotional signage?	<input type="checkbox"/> 1 pt	<input type="checkbox"/> 0 pt	
Total			

Final score	
--------------------	--

5. Declaration

I/we have read, understood and agree to abide by the requirements, terms and conditions as detailed in the Mobile Food Vendor Trading Policy and Guidelines.

Name:	
Date:	
Signature:	

This Self-Assessment Checklist has been adapted from the South Metropolitan Health Service, Health Promotion 'Healthy Food Vendors Guide'.