

# Ordinary Council Meeting

22 September 2021

## Agenda

Notice is hereby given of the Ordinary Meeting of Council to be held in the Council Chambers, City of Kwinana Administration Centre commencing at 5:30pm.

Wayne Jack  
Chief Executive Officer

Members of the public who attend Council meetings should not act immediately on anything they hear at the meetings, without first seeking clarification of Council's position. Persons are advised to wait for written advice from the Council prior to taking action on any matter that they may have before Council.

Agendas and Minutes are available on the City's website [www.kwinana.wa.gov.au](http://www.kwinana.wa.gov.au)

## TABLE OF CONTENTS

1	Opening and announcement of visitors .....	4
2	Acknowledgement of country .....	4
3	Dedication.....	4
4	Attendance, apologies, Leave(s) of absence (previously approved).....	4
5	Public Question Time.....	4
6	Receiving of petitions, presentations and deputations:.....	5
6.1	Petitions: .....	5
6.2	Presentations: .....	5
6.3	Deputations: .....	5
7	Confirmation of minutes .....	6
7.1	Ordinary Meeting of Council held on 8 September 2021: .....	6
8	Declarations of Interest (financial, proximity, impartiality – both real and perceived) by Members and City Officers .....	6
9	Requests for leave of absence .....	6
10	Items brought forward for the convenience of those in the public gallery .....	7
11	Any business left over from previous meeting .....	7
12	Recommendations of committees .....	7
13	Enbloc reports.....	7
14	Reports - Community.....	8
14.1	Club Night Lights Funding Application - Wellard Oval .....	8
15	Reports – Economic.....	12
16	Reports – Natural Environment.....	12
17	Reports – Built Infrastructure.....	12
18	Reports – Civic Leadership .....	13
18.1	Monthly Financial Report August 2021 .....	13
18.2	Proposed disposition by way of Lease – Suite 12 – within Kwinana Technology Business Centre, 11 Stidworthy Way, Kwinana City Centre- Has Holdings Pty Ltd .....	15
18.3	Budget Variations .....	17
18.4	Accounts for payment for the month ended 31 August 2021 .....	19
18.5	Extension of Contract - Tender - 640KWN18 - Supply Delivery and Application of Hot Bituminous Concrete .....	22
19	Notices of motions of which previous notice has been given .....	25
20	Notices of motions for consideration at the following meeting if given during the meeting .....	25
21	Late and urgent Business.....	25
22	Reports of Elected Members .....	25
23	Answers to questions which were taken on notice .....	25
24	Mayoral Announcements.....	25

<b>25</b>	<b>Confidential items .....</b>	<b>26</b>
25.1	Lease of Level 1, 18 Darius Drive, Kwinana.....	26
25.2	688KWN21 – Expression of Interest – Kwinana Adventure Park – 18 Hole Mini Golf Course.....	27
<b>26</b>	<b>Close of meeting .....</b>	<b>28</b>

## **1 Opening and announcement of visitors**

*Presiding Member to declare the meeting open and welcome all in attendance.*

## **2 Acknowledgement of country**

*Presiding Member to read the Acknowledgement of county*

*“It gives me great pleasure to welcome you all here and before commencing the proceedings, I would like to acknowledge that we come together tonight on the traditional land of the Noongar people and we pay our respects to their Elders past and present.”*

## **3 Dedication**

*Councillor Matthew Rowse to read the dedication*

*“May we, the Elected Members of the City of Kwinana, have the wisdom to consider all matters before us with due consideration, integrity and respect for the Council Chamber.*

*May the decisions made be in good faith and always in the best interest of the greater Kwinana community that we serve.”*

## **4 Attendance, apologies, Leave(s) of absence (previously approved)**

**Apologies**

**Leave(s) of Absence (previously approved):**

Councillor Dennis Wood from 19 August 2021 to 1 October 2021.

## **5 Public Question Time**

In accordance with the *Local Government Act 1995* and the *Local Government (Administration) Regulations 1996*, any person may during Public Question Time ask any question.

In accordance with Regulation 6 of the *Local Government (Administration) Regulations 1996*, the minimum time allowed for Public Question Time is 15 minutes.

A member of the public who raises a question during Question Time is to state his or her name and address.

Members of the public must provide their questions in writing prior to the commencement of the meeting. A public question time form must contain all questions to be asked and include contact details and the form must be completed in a legible form.

Please note that in accordance with Section 3.4(5) of the *City of Kwinana Standing Orders Local Law 2019* a maximum of two questions are permitted initially. An additional question will be allowed by the Presiding Member if time permits following the conclusion of all questions by members of the public.

## 6 Receiving of petitions, presentations and deputations:

### 6.1 Petitions:

A petition must -

- (a) be addressed to the Mayor;
- (b) be made by electors of the district;
- (c) state the request on each page of the petition;
- (d) contain at least five names, addresses and signatures of electors making the request;
- (e) contain a summary of the reasons for the request;
- (f) state the name of the person to whom, and an address at which, notice to the petitioners can be given; and
- (g) be respectful and temperate in its language and not contain language disrespectful to Council.

The only motion which shall be considered by the Council on the presentation of any petition are -

- a) that the petition be received;
- b) that the petition be rejected; or
- c) that the petition be received and a report prepared for Council.

### 6.2 Presentations:

In accordance with Clause 3.6 of the *Standing Orders Local Law 2019* a presentation is the acceptance of a gift, grant or an award by the Council on behalf of the local government or the community.

Prior approval must be sought by the Presiding Member prior to a presentation being made at a Council meeting.

Any person or group wishing to make a presentation to the Council shall advise the CEO in writing before 12 noon on the day of the meeting. Where the CEO receives a request in terms of the preceding clause the CEO shall refer it to the presiding member of the Council committee who shall determine whether the presentation should be received.

A presentation to Council is not to exceed a period of fifteen minutes, without the agreement of Council.

### 6.3 Deputations:

In accordance with Clause 3.7 of the *Standing Orders Local Law 2019*, any person or group of the public may, during the Deputations segment of the Agenda with the consent of the person presiding, speak on any matter before the Council or Committee provided that:

- (a) the person has requested the right to do so in writing addressed to the Chief Executive Officer by noon on the day of the meeting.
- (b) setting out the agenda item to which the deputation relates;
- (c) whether the deputation is supporting or opposing the officer's or committee's recommendation; and

6.3 DEPUTATIONS

- (d) include sufficient detail to enable a general understanding of the purpose of the deputation.

A deputation to Council is not to exceed a period of fifteen minutes, without the agreement of Council.

7 Confirmation of minutes

7.1 Ordinary Meeting of Council held on 8 September 2021:

**COUNCIL DECISION**

###

**MOVED CR**

**SECONDED CR**

**That the Minutes of the Ordinary Meeting of Council held on 8 September 2021 be confirmed as a true and correct record of the meeting.**

8 **Declarations of Interest (financial, proximity, impartiality – both real and perceived) by Members and City Officers**

Section 5.65(1) of the *Local Government Act 1995* states:

A member who has an interest in any matter to be discussed at a council or committee meeting that will be attended by the member must disclose the nature of the interest —

- (a) in a written notice given to the CEO before the meeting; or
- (b) at the meeting immediately before the matter is discussed.

Section 5.66 of the *Local Government Act 1995* states:

If a member has disclosed an interest in a written notice given to the CEO before a meeting then —

- (a) before the meeting the CEO is to cause the notice to be given to the person who is to preside at the meeting; and
- (b) at the meeting the person presiding is to bring the notice and its contents to the attention of the persons present immediately before the matters to which the disclosure relates are discussed.

9 **Requests for leave of absence**

**COUNCIL DECISION**

###

**MOVED CR**

**SECONDED CR**

**That Councillor ..... be granted a leave of absence from ..... to ..... inclusive.**

## **10 Items brought forward for the convenience of those in the public gallery**

## **11 Any business left over from previous meeting**

## **12 Recommendations of committees**

When the recommendations of a Committee are placed before the Council, the adoption of recommendations of the Committee is to be moved by -

- (a) the Presiding Member of the Committee if the Presiding Member is a Council member and is in attendance; or
- (b) a Council member who is a member of the Committee, if the Presiding Member of the Committee is not a Council member, or is absent; or
- (c) otherwise, by a Council member who is not a member of the Committee.

## **13 Enbloc reports**

Nil

## 14 Reports - Community

### 14.1 Club Night Lights Funding Application - Wellard Oval

#### SUMMARY:

The City is proposing to make an application to the Department of Local Government, Sport and Cultural Industries (DLGSCI) for grant funding to support the installation of floodlights at Wellard Oval. This report is to provide context to the application, and request Council approval to apply for grant funding.

Sport ground lighting installation has been identified as a community priority project for funding through the Federal Local Roads and Community Infrastructure Program (LRCIP 3). The funding submission from the DLGSCI would provide additional grant funds to support completion of the proposed project.

Wellard Oval has been identified as requiring flood lighting to create a greater equity of lighting infrastructure across sporting grounds in the City and maximise the opportunity for community participation in sport.

#### OFFICER RECOMMENDATION:

##### That Council:

1. **Approve the Chief Executive Officer to apply for the Department of Local Government, Sport and Cultural Industries (DLGSCI,) Club Night Lights program, seeking grant funding of up to \$150,000 toward lighting infrastructure at Wellard Oval.**
2. **Notes the concept design as detailed in Attachment A.**

#### DISCUSSION:

##### *Wellard Oval*

There is currently no sports floodlighting infrastructure available at Wellard Oval. The only lit sporting facilities for the City are located in Medina (Thomas Oval and Medina Oval), Orelia (Orelia Oval), and Calista (Kwinana Tennis Club). In addition to the inequity this presents around access to recreational infrastructure, this means two codes of sport are not currently serviced with lights and have no opportunity to run evening training or competition.

Installing lights at Wellard Oval would:

- Address this inequity in available lighting infrastructure across the City;
- Allow for better facility use, sharing, and rationalisation;
- Allow for the anticipated growth in the City's sporting clubs currently, or intending, to use the facility;
- Increase participation and activity in sport participation;



#### 14.1 CLUB NIGHT LIGHTS FUNDING APPLICATION - WELLARD OVAL

- Complement the existing pavilion and allow for a great program of community uses and sports; and
- Improve community safety for the area with a greater community presence, better on-site visibility, and improved passive observation through formal and informal activities at Wellard Oval.

Wellard Oval is currently home to the Kwinana Little Athletics Centre during the summer season, and the Kwinana Knights Junior Football Club through the winter season.

Recently the use of Wellard Oval has been assessed and City Officers have been negotiating with the Kwinana Knights Junior Football Club and Kwinana Wolves Rugby Club, around relocating both clubs, consolidating their activities and better addressing the future needs of both clubs.

The relocation will see Kwinana Knights Junior Football Club being located at Orelia Oval, Rhodes Park and Bertram Oval and the Kwinana Wolves Rugby Club relocating to Wellard Oval.

The Kwinana Wolves Rugby Club have already expressed interest in relocating to Wellard Oval as the current facility at Rhodes Park does not meet Rugby WA competition grade standard. Due to the inadequate facilities, Kwinana Wolves Rugby Club only host two out of 16 games on their home ground. It is anticipated this would grow to at least eight out of sixteen games with the new infrastructure and allow the club to invest more in the local community.

Discussions with both clubs are ongoing regarding the proposal and minor facility upgrades would be required to facilities in order to finalise the relocation arrangements.

In addition to the City's sporting clubs, the adjacent Peter Carnley Anglican School are also in support of the project.

An indicative concept design has been prepared in support of the funding application, available at Attachment A.

#### **Funding**

The project has already been identified as a priority through the *Federal Local Roads and Community Infrastructure Program* (LRCIP 3) grant, with the City seeking to receive DLGSCI *Club Night Light* funding for the project and the balance coming from Reserve.

#### **Local Roads and Community Infrastructure Program**

This Federal Government program supports local councils to deliver priority local road and community infrastructure projects across Australia, supporting jobs and the resilience of local economies to help communities bounce back from the COVID-19 pandemic.

#### **Club Night Lights Funding**

The Club Night Lights Program is a new funding initiative by the WA Government. It provides financial assistance to community groups and Local Governments to develop sports floodlighting infrastructure. This program has been initiated to reach a long-term social goal of generating greater involvement in community recreational and sporting activities.

**14.1 CLUB NIGHT LIGHTS FUNDING APPLICATION - WELLARD OVAL**

The program aims to maintain or increase participation in sport and recreation with an emphasis on physical activity, through rational development of good quality, well-designed and well-utilised facilities.

The maximum grant offered for standard grant applications is one third of the total estimated project cost (excluding GST) up to a maximum grant of \$1 million.

**LEGAL/POLICY IMPLICATIONS:**

There are no legal or policy implications as a result of this report.

**FINANCIAL/BUDGET IMPLICATIONS:**

The total value of the project is estimated at \$385,000, with the Club Night Lights Program funding up to one third, or \$128,333 of the total project cost. The remaining funds would be a contribution from the City's LRCIP 3 funding and Reserve.

**ASSET MANAGEMENT IMPLICATIONS:**

Maintenance, renewal, and upgrade of the lights will need to be accounted for in the Long-Term Financial Plan.

**ENVIRONMENTAL/PUBLIC HEALTH IMPLICATIONS:****Public Health Implications:**

The recommendation/proposal has the potential to help improve the following determinants of health -

- Built Environment – Neighbourhood Amenity; and
- Health Behaviours – Diet and Exercise, Participation.

**STRATEGIC/SOCIAL IMPLICATIONS:**

This proposal will support the achievement of the following outcomes and objectives detailed in the Strategic Community Plan and Social Strategy.

Plan	Outcome	Objective
Strategic Community Plan	Infrastructure and services that are affordable and contribute to health and wellbeing.	3.1 Develop quality, affordable infrastructure and services designed to improve the health and wellbeing of the community
Strategic Community Plan	Infrastructure and services that are affordable and contribute to health and wellbeing.	3.3 Maintain infrastructure, playgrounds, parks and reserves to a high standard through sustainable asset maintenance and renewal

## 14.1 CLUB NIGHT LIGHTS FUNDING APPLICATION - WELLARD OVAL

Strategic Community Plan	A unique, vibrant and healthy City that is safe, connected and socially diverse	4.1 Create, activate and manage places and local centres that are inviting, unique and accessible
Strategic Community Plan	A unique, vibrant and healthy City that is safe, connected and socially diverse	4.3 Enhance opportunities for community to meet, socialise, recreate and build local connections
Social Strategy	Healthy and Active	1.1 Facilitate a diverse range of active lifestyle opportunities
Social Strategy	Healthy and Active	1.2 Deliver initiatives that enhance the use of public open space and natural environment reserves
Social Strategy	Healthy and Active	1.5 Provide infrastructure that enhances opportunities for recreation, play and relaxation
Social Strategy	Connected and Inclusive	2.2 Plan for open and accessible community spaces when developing suitable facilities to facilitate community interaction
Social Strategy	Connected and Inclusive	4.3 Ensure community planning, infrastructure, transport, services and programs provide for safe use and participation
Social Strategy	Connected and Inclusive	4.5 Improve local community pride-of-place and neighbourliness

**COMMUNITY ENGAGEMENT:**

No formal community engagement has taken place as part developing this funding application. However, conversations with the sporting clubs and Peter Carnley Anglican School have been extremely positive in support of the provision of oval lighting.

Further engagement will take place with the local community once the outcome of the application is known.

## CITY OF KWINANA

### WELLARD OVAL SPORTS FLOODLIGHTING

### ELECTRICAL SERVICES CONCEPT DESIGN REPORT

Prepared By: Shaun McNally  
Client: City of Kwinana  
Date: 3<sup>rd</sup> September 2021  
Revision: A  
Job No: 21-0292  
Reviewed/Approved: Sebastian Corvaia

## REVISION REGISTER

Revision	Date	Clause No.	Revision Details	Originator	Reviewed	Approved
A	03/09/21		Issued for Review	SM	SC	SC

## TABLE OF CONTENTS

<b>1</b>	<b>INTRODUCTION .....</b>	<b>1</b>
<b>2</b>	<b>SCOPE .....</b>	<b>1</b>
<b>3</b>	<b>EXISTING ELECTRICAL SERVICES INSTALLATION .....</b>	<b>1</b>
<b>3.1</b>	<b>General.....</b>	<b>1</b>
<b>3.2</b>	<b>Existing Site Infrastructure.....</b>	<b>1</b>
3.2.1	Incoming Power Supplies.....	1
3.2.2	Site Main Switchboard (SMSB).....	2
3.2.3	Pavilion Distribution Board (DB).....	2
<b>3.3</b>	<b>Existing Site Lighting .....</b>	<b>2</b>
3.3.1	Existing Oval Floodlighting.....	2
3.3.2	Existing Carpark Lighting .....	2
3.3.3	Existing Perimeter Pathway Lighting .....	2
3.3.4	Existing Lighting Controls.....	2
<b>4</b>	<b>DESIGN OBJECTIVES AND CRITERIA .....</b>	<b>2</b>
<b>4.1</b>	<b>Project Requirements.....</b>	<b>2</b>
<b>4.2</b>	<b>Design Objectives.....</b>	<b>3</b>
<b>4.3</b>	<b>Criteria .....</b>	<b>3</b>
<b>5</b>	<b>DESIGN PROPOSAL.....</b>	<b>3</b>
<b>5.1</b>	<b>Sports Lighting Parameters .....</b>	<b>3</b>
<b>5.2</b>	<b>Proposed Sports Lighting Design .....</b>	<b>5</b>
5.2.1	Preliminary Sports Lighting Layout .....	5
5.2.2	Modifications to Existing SMSB .....	5
5.2.3	Underground Pit and Pipe Infrastructure .....	6
5.2.4	Sports Floodlighting Switchboards.....	6
5.2.5	Sports Lighting Control.....	6
5.2.6	Metering System .....	7
<b>5.3</b>	<b>Carpark and Pathway Lighting.....</b>	<b>7</b>
5.3.1	Carpark Lighting.....	7
5.3.2	Perimeter Pathway Lighting .....	7
<b>5.4</b>	<b>Provision for Future Lighting Upgrade .....</b>	<b>7</b>
<b>5.5</b>	<b>Opinion of Probable Cost (OPC).....</b>	<b>7</b>
5.5.1	OPC Notes .....	8
	<b>APPENDIX A – SITE ANALYSIS PLAN .....</b>	<b>9</b>
	<b>APPENDIX B – PRELIMINARY LIGHTING AND ELECTRICAL LAYOUT .....</b>	<b>10</b>

## 1 INTRODUCTION

---

Engineering Technology Consultants (ETC) have been engaged to investigate, design and document new sports floodlighting to the Wellard Oval sports lighting project.

ETC attended site on the 10<sup>th</sup> August 2021 to investigate the existing electrical services and infrastructure servicing Wellard Oval.

This report sets out to identify the basis of the electrical and lighting services design for the sports lighting upgrades to Wellard Oval, Kwinana. In doing so, the conceptual design of each element is described.

The scope of this report includes electrical infrastructure and sports lighting upgrades.

Any design variation from this report made at the request of stakeholders shall be confirmed in writing.

## 2 SCOPE

---

The scope of this report includes the following items:

- 1) Existing electrical services installation
- 2) New site electrical distribution infrastructure with adequate capacity to supply current and future sports lighting requirements as determined herein;
- 3) New sports floodlighting;
- 4) Lighting controls;
- 5) Lightning and surge protection;
- 6) Opinion of probable cost

## 3 EXISTING ELECTRICAL SERVICES INSTALLATION

---

### 3.1 General

Wellard Oval form a sporting precinct situated on Lot 208 Wellard Road, Wellard.

Vehicular access to Wellard Oval is via the off street carpark along Wellard Road or via the parallel carparking spaces along Cliveden Avenue.

The precinct is comprised of the following:

- 1) Wellard Pavilion
- 2) Central Oval
- 3) Carpark
- 4) Perimeter Pathways

Refer to Appendix A for Site Analysis Plan for reference.

### 3.2 Existing Site Infrastructure

#### 3.2.1 Incoming Power Supplies

The lot is currently serviced by a single Western Power uni-pillar supply located at the intersection of Wellard Road and Cliveden Avenue.

From this uni-pillar, underground LV cabling is reticulated to an external Site Main Switchboard (SMSB) in the vicinity. It is understood that the incoming power supply to the SMSB is in the order of **160A three phase**.

From this switchboard, underground LV cabling is reticulated to a wall recessed external distribution board on the north-west portion of the pavilion.

### 3.2.2 Site Main Switchboard (SMSB)

The existing SMSB appears to be in reasonable condition and is understood to have been installed in 2008 (based on markings from Western Power adjacent the meter). It is unclear whether the switchboard meets the current Australian Standards or if it has spare capacity for additional services.

The compliance and spare capacity of this switchboard would need to be inspected and verified by an electrical contractor.

The SMSB contains supplies for various equipment including;

- 160A three phase supply to the Wellard Pavilion Distribution Board (DB)
- 80A three phase supply to the Bore Pump cubicle adjacent.
- 16A single phase supply to an internal GPO

### 3.2.3 Pavilion Distribution Board (DB)

The existing DB appears to be in reasonable condition. The date of installation is unknown, however it is expected to have been installed at the same time as the site main switchboard or later (2008+). It is unclear whether the switchboard meets the current Australian Standards or if it has spare capacity for additional services.

The compliance and spare capacity of this switchboard would need to be inspected and verified by an electrical contractor.

The DB contains the electrical sub-circuit, appliance and equipment connections for the pavilion. The DB is served by a 160A three phase isolator and also includes a 32A connection from the Pavilion roof mounted photovoltaic system.

## 3.3 Existing Site Lighting

### 3.3.1 Existing Oval Floodlighting

There is no existing floodlighting to the oval.

### 3.3.2 Existing Carpark Lighting

The car parks that are accessed off Wellard Road are complete with existing carpark lighting and are understood to be adequate for night time use of the facility.

The overflow street parking along Cliveden Ave does not have any dedicated lighting and is only served by the adjacent streetlights. It is unclear whether these streetlights provide adequate illuminance levels to the car bays.

### 3.3.3 Existing Perimeter Pathway Lighting

It is understood that there is no existing lighting to the perimeter pathway other than the portion served by the security lighting attached to the pavilion.

### 3.3.4 Existing Lighting Controls

The existing carpark lighting is currently controlled via a timeclock switch at the Pavilion DB.

## 4 DESIGN OBJECTIVES AND CRITERIA

---

### 4.1 Project Requirements

ETC understand that the City of Kwinana require a new sports flood lighting design to service the AFL oval.



The City of Kwinana have communicated that the oval is required to be illuminated as follows:

- 50 lux for training
- 100 lux for competition

The above criteria is in line with the sports lighting requirements as per Australian Standard 2560.2 – 2021 Sports Lighting Specific Applications, Part 2.6 – Lighting for Football (All Codes).

## 4.2 Design Objectives

Electrical and lighting services designed for this project shall be suitable for the area and will take into account the following site conditions:

- 1) Corrosion due to the environment;
- 2) Variable ambient temperatures;
- 3) Electrical safety.

Sports lighting design shall specifically consider the following:

- 1) Safety for users of the sports facilities;
- 2) Lighting control to meet with the City of Kwinana “User-Pays” requirement;
- 3) Low glare for spectator and player comfort;
- 4) Reduction in ongoing energy and maintenance costs;
- 5) Electrical safety.

## 4.3 Criteria

The electrical services shall be designed to the following criteria:

- 1) Compliance with Western Australian Electrical Requirements. (WAERs)
- 2) Compliance with Supply Authority Requirements. (Western Power)
- 3) Compliance with Australian Standards.

AS 3439	Low Voltage Switchgear and Control Gear Assemblies
AS 2560.2.3	Sports Lighting, Specific applications – Lighting for football (all codes)
AS 3008	Electrical Installations – Selection of Cables
AS/NZS 3000	Wiring Rules
AS/NZS 1170.2	Structural Design Actions
AS 4282	Control of the Obtrusive Effects of Outdoor Lighting

Relevant statutory and regulatory authorities including:

- 1) Office of Energy (Refer particularly to ‘WA Electrical Requirements’ issued by the Office of Energy)
- 2) Local Government.

## 5 DESIGN PROPOSAL

---

### 5.1 Sports Lighting Parameters

To meet the City of Kwinana’s requirements for sports lighting to Wellard Oval, the new sports lighting shall be designed to AS/NZS 2560.2:2021 – Sports Lighting Specific Applications.

Table 2.6.1 — LTPs for football

Level of play	Average horizontal maintained illuminance ( $\bar{E}_h$ )	Minimum horizontal uniformity		Maximum uniformity gradient per 5 m <sup>e</sup>		Max. glare rating (GR)	Minimum colour rendering index ( $R_a$ )
		( $E_{hmin}/\bar{E}_h$ ) ( $U_1$ )	( $E_{hmin}/E_{hmax}$ ) ( $U_2$ )	G	UG		
<b>Amateur level</b>							
Touch and tag	50	0.30 <sup>b</sup>	N/A	N/A	N/A	N/A	65
Ball and physical training	50	0.30	N/A	N/A	N/A	N/A	65
Club competition and match practice	100 <sup>a</sup>	0.50	0.30	50 %	2	50	65
<b>Semi-professional level</b>							
Ball and physical training	50	0.30 <sup>b</sup>	N/A	N/A	N/A	N/A	65
Match practice	100	0.50	0.30	50 %	2	50	65
Semi-professional competition	200	0.60	0.40 <sup>c</sup>	40 %	1.67	50	65
<b>Professional level</b>							
Ball and physical training	100	0.50	0.30	50 %	2	50	65
Match practice	200	0.60	0.40 <sup>c</sup>	40 %	1.67	50	65
Professional competition	500	0.70	0.50 <sup>d</sup>	25 %	1.33	50	65

<sup>a</sup> For competition level Australian Rules Football 150 lx is preferred where practicable to take account of contemporary viewing expectations of spectators.

<sup>b</sup> A value of 0.40 is preferred where practicable for new installations.

<sup>c</sup> Where two or more fields are adjacent and with luminaires operating simultaneously  $U_2$  may be reduced to a minimum value of 0.30 (the adjacent field may be lit to a greater or lesser level).

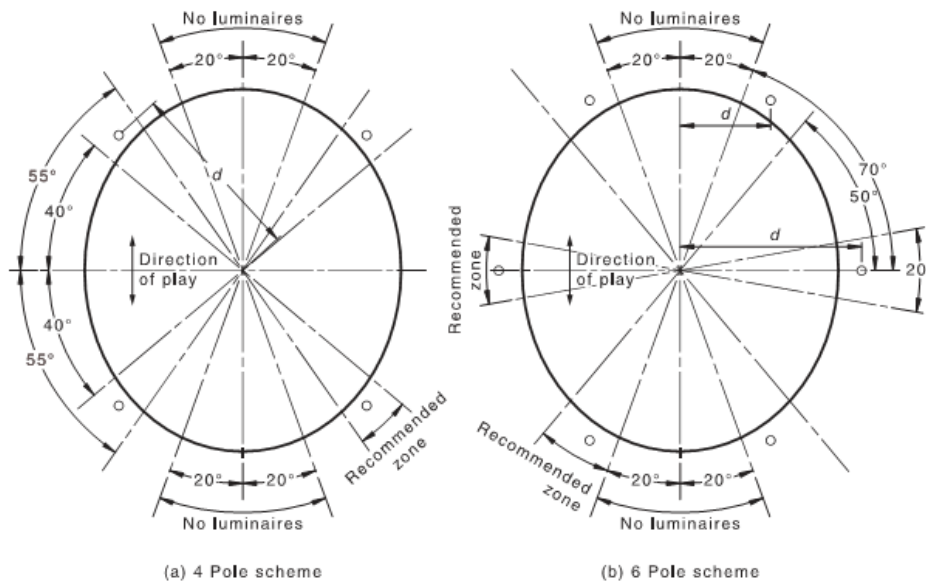
<sup>d</sup> Where two or more fields are adjacent and with luminaires operating simultaneously  $U_2$  may be reduced to a minimum value of 0.40 (the adjacent field may be lit to a lesser level).

<sup>e</sup> For Australian Rules Football the limit for G may be increased by 5 % at points that are within 5 m from the outfield boundary but they should not be in the goal area (within the 50 m arc), i.e. around the perimeter wings only. For Soccer the limit for G may be increased by 5 % at one point only (or 2 or 4 points if there is scheme symmetry) but they should not be in the penalty area, or the corner points. For Rugby the limit for G may be increased by 5 % at one point only (or 2 or 4 points if there is scheme symmetry) but they should not be either side of the try line.

Table 1 – AS/NZS 2560.2 Lighting Criteria

Lighting pole locations and heights shall be in accordance with the recommendations of AS/NZS 2560.2 for football to mitigate obtrusive glare effects to both players and spectators.

See below for AS/NZS 2560.2 pole location recommendations.



**Figure 1 – AS/NZS 2560.2 Sports Floodlighting Locations and Exclusion Zones**

## 5.2 Proposed Sports Lighting Design

New sports lighting shall be installed to Wellard Oval including:

- 1) Sports lighting poles;
- 2) Floodlights
- 3) Modifications to existing SMSB
- 4) New sports floodlighting distribution boards;
- 5) Underground pit and pipe infrastructure;
- 6) Sports lighting sub main cabling and electrical infrastructure
- 7) Lighting controls;
- 8) Metering System (if required)

### 5.2.1 Preliminary Sports Lighting Layout

In accordance with the parameters set out in AS/NZS 2560.2 and the project requirements provided by the City of Kwinana, the proposed sports floodlighting shall include:

- 1) Four (4) off 30 metre high towers
- 2) Each pole will have three (3) to five (5) off 1350W LED floodlight luminaires
- 3) Headframe suitable for mounting of LED luminaires.

Tower footings shall be determined during construction depending on soil conditions, wind impact, luminaire loading, height of water table etc. Tower footings will be documented to be installed 100mm above the finished RL levels.

Refer to 'Appendix B – Preliminary Lighting and Electrical Layout

### 5.2.2 Modifications to Existing SMSB

It is proposed that the new sports floodlighting be supplied from the existing Site Main Switchboard. The supply shall be via two (2) new 63A MCB connections. Each connection shall supply two (2) off poles/distribution boards, split between the eastern and western sides of the oval.

It is expected that the site electrical load will be increased by 40 – 50A per phase based twenty (20) sports floodlights (5 per pole).

It should be noted that this increased electrical load may require an upgrade to the power supply and site main switchboard and Western Power supply. This will need to be further investigated during detailed design.

### 5.2.3 Underground Pit and Pipe Infrastructure

Each supply shall be reticulated via a new underground pit and pipe infrastructure system routed from the existing SMSB to each floodlight tower switchboard, looping in and out as applicable.

All submains will be sized for initial power loads with 25% spare current carrying capacity.

Cable pits will be designed where possible into grassed and garden areas, and where necessary such that they can be easily accessed with minimal disruption. Cable pits and associated pit lids will be Class D rated and complete with 100mm x 100mm concrete collar, to help prevent sides of pits breaking away.

Cable pits and associated pit lids that are designed within grass areas associated with sports floodlight, will be Class D rated and complete with 100mm x 100mm concrete collar, to help prevent sides of pits breaking away, and installed 150mm below finished ground levels, as requested by the client.

All pit lids will be provided with lockable pit lid types, suitable for the pit lid installation.

All cable pits are to be documented level with finished RL levels.

### 5.2.4 Sports Floodlighting Switchboards

It is proposed that an external switchboard be provided adjacent each sports floodlighting pole. The floodlighting switchboards will contain the following:

- 1) Main Switch
- 2) Surge Diversion equipment
- 3) Final circuit distribution for each sports flood light
- 4) Control gear and lighting control for each sports flood light
- 5) External 15A weatherproof lockable power outlet, mounted externally on the switchboard

The main advantages of a sports lighting switchboard at the base of each floodlighting pole, are as follows:

- 1) LED flood light drivers can be located in these switchboards rather than in pole bases, allowing ease of access and spare space to accommodate future floodlights.
- 2) Cost effective future upgrades. If the sports floodlighting is to be upgraded in the future, the floodlights can be installed to the flood light/poles and cabled directly to the switchboard at the base of the pole, rather than cabled via the underground electrical services infrastructure to the associated building DB.

### 5.2.5 Sports Lighting Control

Lighting control to Wellard Oval can be provided via a remote-controlled user pays system, with a manual override integrated into the local sports lighting distribution board. The local manual override will provide lighting control redundancy in the event of lighting control system failure, and for lighting system maintenance.

The City of Kwinana have requested that the lighting controls and user-pays system align with the controls provided as part of the recent Thomas Oval sports floodlighting project completed by ETC.

On this basis, the Philips Dynalite Lightpin lighting control system will be utilised for this project.

#### 5.2.6 Metering System

We request the City of Kwinana confirm if a new metering system will be required for the proposed sports floodlighting.

### 5.3 Carpark and Pathway Lighting

#### 5.3.1 Carpark Lighting

It is understood the existing carpark lighting is adequate and can be retained for the facility.

#### 5.3.2 Perimeter Pathway Lighting

As confirmed earlier in the report, there is currently no lighting to the perimeter pathway. We request the City of Kwinana confirm if new lighting is required to these pathways as part of these works.

### 5.4 Provision for Future Lighting Upgrade

ETC recommends Wellard Oval be provisioned with infrastructure to include additional floodlights to achieve 150 lux maintained horizontal illuminance to align with the core component of the AFL Preferred Facility Guidelines (For State, Regional and Local Facilities 2012) for regional night competition.

Proposed future upgrade provision includes the following:

- 3) Electrical capacity in sports lighting supply submain cabling and associated protective devices;
- 4) Electrical capacity in any switchboards and mains being upgraded as part of these works;
- 5) Space provision for control gear housing in lighting distribution boards;
- 6) Future lighting control cabling and switching contactors in lighting distribution boards;
- 7) Flood light aiming to consider addition of future luminaires to achieve the subsequent lighting level (avoid luminaire re-aiming);
- 8) Sports lighting poles and cross arms to be structurally rated to accommodate future flood lights;
- 9) Sports lighting pole cross arms to have adequate spare space for fixing of additional flood lights.

We request the City of Kwinana confirm their requirements.

### 5.5 Opinion of Probable Cost (OPC)

ETC's opinion of probable cost based on past similar projects and industry information for the proposed works is as follows:

Sports Lighting, including lights, poles, lighting controls and distribution boards (based on fixed pole and LED)	\$	230,000.00
Electrical Infrastructure works	\$	120,000.00
Contingency (10%)	\$	35,000.00
<b>TOTAL</b>	<b>\$</b>	<b>385,000.00</b>

Should a power supply and switchboard upgrade be required, we recommend the following allowances:

- 1) Upgrade of Site Main Switchboard (Allowance) – \$20,000.00
- 2) Western Power Upgrade (Allowance) - \$3,500.00

#### 5.5.1 OPC Notes

We note the above Opinion of Probable Cost excludes the following:

- 1) GST;
- 2) Development application and building license fees;
- 3) Dewatering of soil if required;
- 4) Existing reclaimed soil at pole locations requiring excavation and refill;
- 5) Re-lay to carpark bitumen surface where trenches have been cut.
- 6) Metering system (Recommended allowance of \$12,800 + GST)

ETC advise that the estimates provided herein are based on historical information and experience in determining estimated costs to the best of our ability.

In accordance with our Professional Indemnity Insurance Policy, ETC will not warrant or accept liability for any costs or damages to any party that uses the estimated costs.

## APPENDIX A – SITE ANALYSIS PLAN

---

WELLARD PAVILION  
DISTRIBUTION BOARD (DB)  
RECESSED INTO BUILDING  
WALL.

EXISTING WESTERN  
POWER UNI-PILLAR /  
POINT OF ATTACHMENT  
FOR LOT 208

INDICATIVE ROUTE OF NEW  
UNDERGROUND CONDUITS

INDICATIVE ROUTE OF  
UNDERGROUND CONDUIT  
FOR CONSUMER MAINS  
FROM UNI-PILLAR TO  
SMSB.

DISTRIBUTION BOARD LOCATED  
ADJACENT LIGHT TOWER TO  
SUPPLY LIGHTING AND  
ACCOMMODATE CONTROL GEAR.

APPROXIMATE LOCATION  
OF EXISTING FREE  
STANDING SITE MAIN  
SWITCHBOARD (SMSB)  
FOR LOT 208 WELLARD  
OVAL

30 METRE HIGH FLOODLIGHT TOWER  
COMPLETE WITH 5 x LUMINAIRES,  
HEADFRAME AND FOOTING. LOCATION  
SHOWN INDICATIVELY. 4 x TOWERS TOTAL

PROPOSED NEW PIT  
SHOWN INDICATIVELY  
FOR CABLE RETICULATION  
TO LIGHT POLES.

WELLARD OVAL  
LOT 208  
AFL OVAL TO BE ILLUMINATED TO  
- 50 LUX FOR TRAINING  
- 100 LUX FOR COMPETITION  
- 150 LUX FUTURE



<b>Wellard Oval</b>		
Proposed Lighting and Electrical Layout		
Designed: SMc	Scale: 1:500 @ A1	
Checked: xx	Date: 03-09-2021	
<b>ETC Ref</b>	<b>Drawing</b>	<b>Rev</b>
21-0292	210903-ELE-002	A



## APPENDIX B – PRELIMINARY LIGHTING AND ELECTRICAL LAYOUT

---

WELLARD PAVILION  
DISTRIBUTION BOARD (DB)  
RECESSED INTO BUILDING  
WALL.

EXISTING WESTERN  
POWER UNI-PILLAR /  
POINT OF ATTACHMENT  
FOR LOT 208

INDICATIVE ROUTE OF NEW  
UNDERGROUND CONDUITS

INDICATIVE ROUTE OF  
UNDERGROUND CONDUIT  
FOR CONSUMER MAINS  
FROM UNI-PILLAR TO  
SMSB.

DISTRIBUTION BOARD LOCATED  
ADJACENT LIGHT TOWER TO  
SUPPLY LIGHTING AND  
ACCOMMODATE CONTROL GEAR.

APPROXIMATE LOCATION  
OF EXISTING FREE  
STANDING SITE MAIN  
SWITCHBOARD (SMSB)  
FOR LOT 208 WELLARD  
OVAL

30 METRE HIGH FLOODLIGHT TOWER  
COMPLETE WITH 5 x LUMINAIRES,  
HEADFRAME AND FOOTING. LOCATION  
SHOWN INDICATIVELY. 4 x TOWERS TOTAL

PROPOSED NEW PIT  
SHOWN INDICATIVELY  
FOR CABLE RETICULATION  
TO LIGHT POLES.

WELLARD OVAL  
LOT 208  
AFL OVAL TO BE ILLUMINATED TO  
- 50 LUX FOR TRAINING  
- 100 LUX FOR COMPETITION  
- 150 LUX FUTURE



<b>Wellard Oval</b>		
Proposed Lighting and Electrical Layout		
Designed: SMc	Scale: 1:500 @ A1	
Checked: xx	Date: 03-09-2021	
<b>ETC Ref</b>	<b>Drawing</b>	<b>Rev</b>
21-0292	210903-ELE-002	A

## **15 Reports – Economic**

Nil

## **16 Reports – Natural Environment**

Nil

## **17 Reports – Built Infrastructure**

Nil

## 18 Reports – Civic Leadership

### 18.1 Monthly Financial Report August 2021

#### **SUMMARY:**

The Monthly Financial Report, which includes the Monthly Statement of Financial Activity and explanation of material variances, for the period ended 31 August 2021 has been prepared for Council acceptance.

#### **OFFICER RECOMMENDATION:**

##### **That Council:**

1. **Accepts the Monthly Statements of Financial Activity for the period ended 31 August 2021, as detailed in Attachment A; and**
2. **Accepts the explanations for material variances for the period ended 31 August 2021, as detailed in Attachment A.**

#### **DISCUSSION:**

The purpose of this report is to provide a monthly financial report, which includes rating, investment, reserve, debtor, and general financial information to Elected Members in accordance with Section 6.4 of the *Local Government Act 1995*.

This report is a summary of the financial activities of the City at the reporting date. End of financial year processing continues and adjustments are still being finalised. The 2020/2021 Annual Financial Statements will be finalised and audited by the City's auditors with presentation due to the Audit Committee in November/December 2021. At this time, the final 2020/2021 result will be determined and any impact on the 2021/2022 opening surplus and 2021/2022 Annual Budget will be presented to Council for consideration.

The period of review is August 2021. The current closing municipal surplus for this period is \$47,458,035 compared to a budget position of \$41,891,397. This is considered a satisfactory result for the City as it is maintaining a healthy budget surplus position. Opening municipal surplus may be adjusted as the 2021 Annual Financial Statements are finalised.

The City's cash balances are tracking well with a positive unrestricted cash balance as at 31 August of \$26,401,804.

Income for the August 2021 period year to date is \$51,339,741. This is made up of \$50,752,055 in operating revenues and \$587,686 in non-operating grants, contributions and subsidies received and proceeds from other investing activities. The budget estimated \$52,201,960 would be received for the same period. The variance to budget is (\$862,219).

**18.1 MONTHLY FINANCIAL REPORT AUGUST 2021**

Expenditure for the August 2021 period year to date is \$8,379,076. This is made up of \$7,546,076 in operating expenditure and \$833,000 in capital expenditure. The budget estimated \$14,126,762 would be spent for the same period. The variance to budget is \$5,747,686 predominantly due to the timing of works being completed.

Details of all significant variances against the Current Budget are provided in the notes to the Monthly Financial Report contained within Attachment A.

**LEGAL/POLICY IMPLICATIONS:**

Section 6.4 of the *Local Government Act 1995* requires a Local Government to prepare an annual financial statement for the preceding year and other financial reports as are prescribed.

Regulation 34 (1) of the *Local Government (Financial Management) Regulations 1996* as amended requires the Local Government to prepare monthly financial statements and report on actual performance against what was set out in the annual budget.

**FINANCIAL/BUDGET IMPLICATIONS:**

Any material variances that have an impact on the outcome of the budgeted closing surplus position are detailed in the Monthly Financial Report contained within Attachment A.

**ASSET MANAGEMENT IMPLICATIONS:**

There are no asset management implications associated with this report.

**ENVIRONMENTAL/PUBLIC HEALTH IMPLICATIONS:**

There are no environmental implications associated with this report.

**STRATEGIC/SOCIAL IMPLICATIONS:**

This proposal will support the achievement of the following outcome and objective detailed in the Corporate Business Plan.

Plan	Outcome	Objective
Corporate Business Plan	Visionary leadership dedicated to acting for its community	5.1 Model accountable and ethical governance, strengthening trust with the community.

**COMMUNITY ENGAGEMENT:**

There are no community engagement implications as a result of this report.

# Monthly Financial Report



# CITY OF KWINANA

## MONTHLY FINANCIAL REPORT (Containing the Statement of Financial Activity) For the period ending 31 August 2021

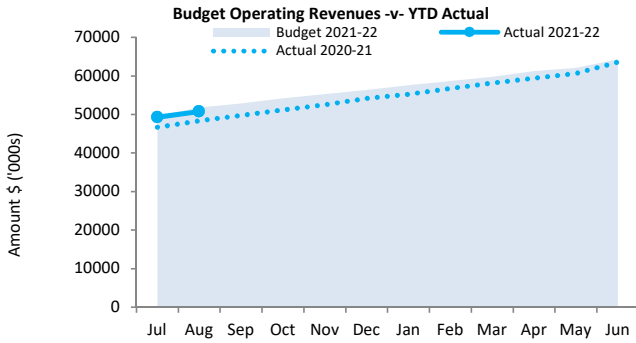
LOCAL GOVERNMENT ACT 1995  
LOCAL GOVERNMENT (FINANCIAL MANAGEMENT) REGULATIONS 1996

### TABLE OF CONTENTS

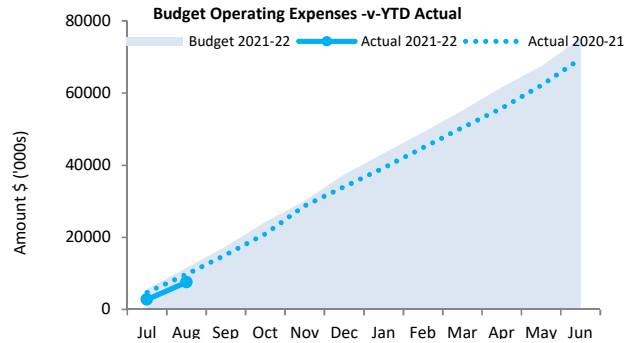
Statement of Financial Activity by Nature or Type	4
Statement of Financial Position	5
Note 1 Explanation of Material Variances	6
Note 2 Net Current Funding Position	7
Note 3 Cash and Financial Assets	8
Note 4 Receivables	9
Note 5 Disposal of Assets	11
Note 6 Capital Acquisitions	12
Note 7 Borrowings	17
Note 8 Cash Reserves	18
Note 9 Operating grants and contributions	19
Note 10 Non operating grants and contributions	20
Note 11 Trust Fund	21
Note 12 Budget Amendments	22

**OPERATING ACTIVITIES**

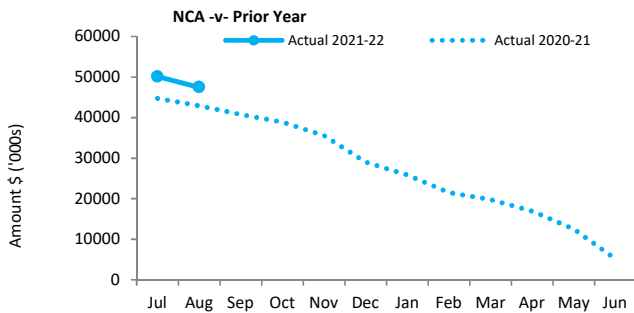
**OPERATING REVENUE**



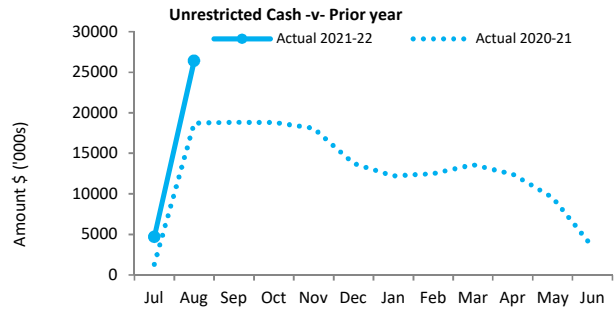
**OPERATING EXPENSES**



**NET CURRENT ASSETS**

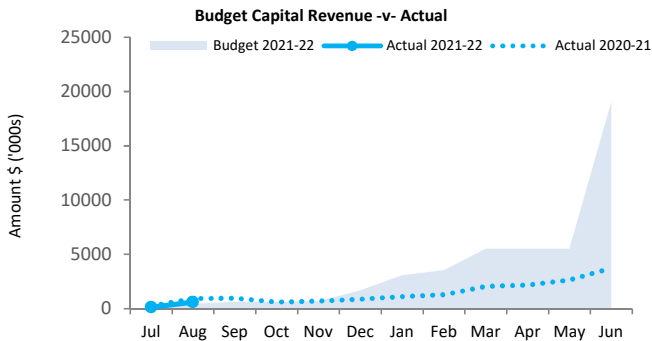


**UNRESTRICTED CASH**

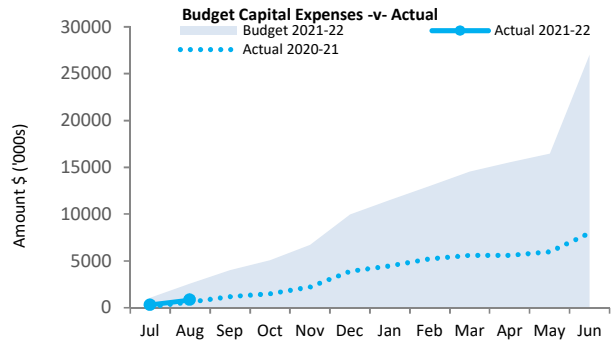


**INVESTING ACTIVITIES**

**CAPITAL REVENUE**

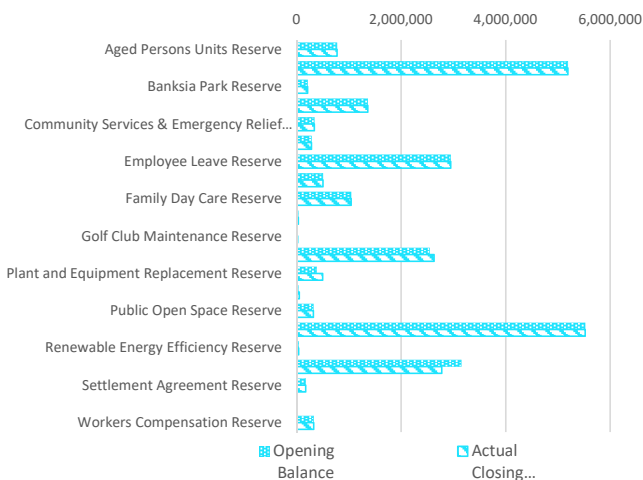


**CAPITAL EXPENSES**

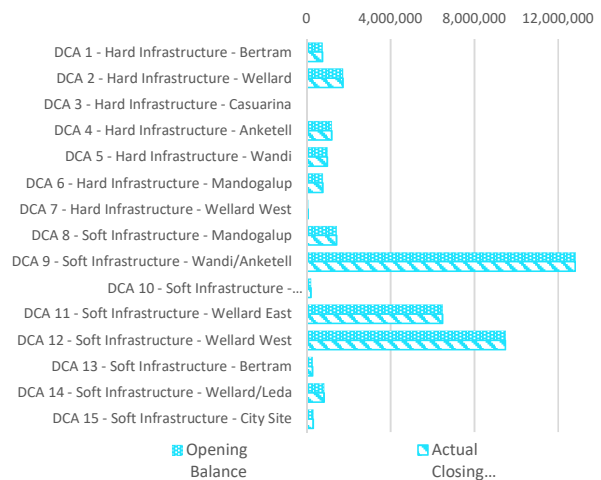


**FINANCING ACTIVITIES**

**RESERVES**



**DCA RESERVES**





Funding surplus / (deficit) Components

Funding surplus / (deficit)				
	Current Budget	YTD Current Budget (a)	YTD Actual (b)	Var. \$ (b)-(a)
Opening	\$0.70 M	\$0.70 M	\$3.39 M	\$2.69 M
Closing	\$0.00 M	\$41.89 M	\$47.46 M	\$5.57 M

Refer to Statement of Financial Activity

Cash and cash equivalents		
	\$88.66 M	% of total
Unrestricted Cash	\$26.40 M	29.8%
Restricted Cash	\$62.26 M	70.2%

Refer to Note 3 - Cash and Financial Assets

Payables	
	\$8.49 M
Trade Payables	\$5.67 M
Bonds & Deposits Held	\$1.87 M
Other Payables	\$0.94 M

Receivables		
	\$30.04 M	% Outstanding
Rates Receivable	\$27.14 M	47.6%
Trade Receivable	\$2.89 M	

Refer to Note 4 - Receivables

Key Operating Activities

Amount attributable to operating activities			
Current Budget	YTD Budget (a)	YTD Actual (b)	Var. \$ (b)-(a)
\$5.42 M	\$42.93 M	\$43.24 M	\$0.31 M

Refer to Statement of Financial Activity

Rates Revenue		
YTD Actual	\$42.21 M	% Variance
YTD Budget	\$42.66 M	(1.1%)

Refer to Statement of Financial Activity

Operating Grants and Contributions		
YTD Actual	\$1.37 M	% Variance
YTD Budget	\$2.12 M	(35.4%)

Refer to Note 9 - Operating Grants and Contributions

Fees and Charges		
YTD Actual	\$6.92 M	% Variance
YTD Budget	\$6.77 M	2.2%

Refer to Statement of Financial Activity

Key Investing Activities

Amount attributable to investing activities			
Adopted Budget	YTD Budget (a)	YTD Actual (b)	Var. \$ (b)-(a)
(\$10.63 M)	(\$2.13 M)	\$0.68 M	\$2.81 M

Refer to Statement of Financial Activity

Proceeds on sale		
YTD Actual	\$0.12 M	% Received
YTD Budget	\$0.26 M	
Current Budget	\$1.10 M	10.7%

Refer to Note 5 - Disposal of Assets

Asset Acquisition		
YTD Actual	\$0.83 M	% Spent
Current Budget	\$27.03 M	3.1%
Adopted Budget	\$26.23 M	3.2%

Refer to Note 6 - Capital Acquisition

Capital Grants		
YTD Actual	\$0.47 M	% Received
Current Budget	\$17.98 M	2.6%
Adopted Budget	\$17.52 M	2.7%

Refer to Note 6 - Capital Acquisition

Key Financing Activities

Amount attributable to financing activities			
Adopted Budget	YTD Budget (a)	YTD Actual (b)	Var. \$ (b)-(a)
\$4.71 M	\$0.39 M	\$0.14 M	(\$0.25 M)

Refer to Statement of Financial Activity

Borrowings	
	\$0.00 M
Principal repayments	\$0.00 M
Interest expense	\$18.38 M

Refer to Note 7 - Borrowings

Reserves	
	\$25.00 M
Reserves balance	\$37.22 M
DCA Reserve Balance	\$0.01 M

Refer to Note 8 - Cash Reserves

Lease Liability	
	\$0.01 M
Principal repayments	\$0.00 M
Interest expense	\$0.54 M

reclassified from Lease Expense June 2020 - AASB16

This information is to be read in conjunction with the accompanying Financial Statements and notes.

**STATEMENT OF FINANCIAL ACTIVITY  
FOR THE PERIOD ENDED 31 AUGUST 2021**

**BY NATURE OR TYPE**

	Ref Note	Adopted Budget	Current Budget	YTD Budget (a)	YTD Actual (b)	Var. \$ (b)-(a)	Var. % (b)-(a)/(a)	Var.
		\$		\$	\$	\$	%	
<b>Opening funding surplus / (deficit)</b>		500,000	700,000	700,000	<b>3,391,437</b>	2,691,437	384.5%	▲
<b>Revenue from operating activities</b>								
Rates	5	42,663,528	42,663,528	42,663,528	<b>42,209,800</b>	(453,728)	(1.1%)	
Operating grants, subsidies and contributions	9	7,101,622	7,399,472	2,121,766	<b>1,370,359</b>	(751,407)	(35.4%)	▼
Fees and charges		13,077,409	13,077,409	6,774,475	<b>6,921,187</b>	146,712	2.2%	
Interest earnings		694,600	694,600	117,800	<b>116,967</b>	(833)	(0.7%)	
Other revenue		448,580	448,580	68,749	<b>133,742</b>	64,993	94.5%	▲
Profit on disposal of assets	5	1,767	1,767	1,767	<b>0</b>	(1,767)	(100.0%)	
		<b>63,987,506</b>	<b>64,285,356</b>	<b>51,748,085</b>	<b>50,752,055</b>	(996,030)		
<b>Expenditure from operating activities</b>								
Employee costs		(27,892,254)	(27,913,387)	(4,589,165)	<b>(4,154,189)</b>	434,976	9.5%	▲
Materials and contracts		(26,127,651)	(26,725,918)	(3,339,669)	<b>(2,712,042)</b>	627,627	18.8%	▲
Utility charges		(2,712,312)	(2,712,312)	(452,050)	<b>(273,791)</b>	178,259	39.4%	▲
Depreciation on non-current assets		(16,305,054)	(16,305,054)	(2,717,510)	<b>0</b>	2,717,510	100.0%	▲
Interest expenses		(834,101)	(834,101)	(1,000)	<b>(429)</b>	571	57.1%	
Insurance expenses		(613,769)	(613,769)	(425,299)	<b>(402,723)</b>	22,576	5.3%	
Other expenditure		(363,550)	(42,000)	(6,900)	<b>(2,903)</b>	3,997	57.9%	
Loss on disposal of assets	5	(37,879)	(37,879)	(5,800)	<b>0</b>	5,800	100.0%	
		<b>(74,886,570)</b>	<b>(75,184,420)</b>	<b>(11,537,393)</b>	<b>(7,546,076)</b>	3,991,317		
Non-cash amounts excluded from operating activities	2	16,317,966	16,317,966	2,721,543	<b>35,076</b>	(2,686,467)	(98.7%)	▼
<b>Amount attributable to operating activities</b>		<b>5,418,902</b>	<b>5,418,902</b>	<b>42,932,235</b>	<b>43,241,056</b>	308,821		
<b>Investing activities</b>								
Grants, Subsidies and Contributions	10	17,515,755	17,975,755	192,000	<b>470,320</b>	278,320	145.0%	
Proceeds from disposal of assets	5	943,425	1,097,475	261,875	<b>117,366</b>	(144,509)	(55.2%)	
Self-Supporting Loan Principal Received	7	17,847	17,847	2,975	<b>4,425</b>	1,450	48.8%	
Payments for property, plant and equipment	6	(26,229,317)	(27,032,208)	(2,589,369)	<b>(833,000)</b>	1,756,369	67.8%	▲
		<b>(7,752,290)</b>	<b>(7,941,131)</b>	<b>(2,132,520)</b>	<b>(240,888)</b>	1,891,631		
Non-cash amounts excluded from investing activities	2	(2,880,331)	(2,880,331)	0	<b>923,115</b>	923,115	0.0%	
<b>Amount attributable to investing activities</b>		<b>(10,632,621)</b>	<b>(10,821,462)</b>	<b>(2,132,520)</b>	<b>682,227</b>	2,814,746		
<b>Financing Activities</b>								
Proceeds from new debentures	7	2,500,000	2,500,000	0	<b>0</b>	0	0.0%	
Repayment of debentures	7	(4,601,930)	(4,601,930)	0	<b>0</b>	0	0.0%	
Payments for principal portion of lease liabilities		(176,055)	(176,055)	(37,402)	<b>(8,097)</b>	29,305	78.4%	
Transfer from reserves	8	21,810,003	21,925,894	760,669	<b>460,000</b>	(300,669)	39.5%	
Transfer to reserves	8	(14,818,299)	(14,945,349)	(331,585)	<b>(308,587)</b>	22,998	6.9%	
<b>Amount attributable to financing activities</b>		<b>4,713,719</b>	<b>4,702,560</b>	<b>391,682</b>	<b>143,316</b>	(248,366)		
<b>Closing funding surplus / (deficit)</b>		<b>0</b>	<b>0</b>	<b>41,891,397</b>	<b>47,458,035</b>	5,566,638		

**KEY INFORMATION**

▲ ▼ Indicates a variance between Year to Date (YTD) Actual and YTD Budget data as per the adopted materiality threshold.

Refer to Note 1 for an explanation of the reasons for the variance.

This statement is to be read in conjunction with the accompanying Financial Statements and Notes.

**STATEMENT OF FINANCIAL POSITION  
FOR THE PERIOD ENDED 31 AUGUST 2021**

	NOTE	Closing 30 June 2021	Current Month 31 August 2021	This Time Last Year 31 August 2020
		\$	\$	\$
<b>CURRENT ASSETS</b>				
Cash and cash equivalents	8	6,968,593	20,272,999	36,207,139
Other financial assets - Term Deposits	8	59,711,623	68,355,061	39,469,729
Other financial assets - Banksia Park Deferred Mgmt Fees		212,269	212,269	319,490
Other financial assets - Self Supporting Loans		17,847	17,847	17,269
Rates receivable	4	3,471,676	27,144,748	29,075,306
Other receivables (incl. allowance for impairment)	4	2,246,269	3,030,081	2,335,765
Inventories		0	0	38,931
Other assets		944,913	661,242	1,326,903
<b>TOTAL CURRENT ASSETS</b>		<b>73,573,190</b>	<b>119,694,247</b>	<b>108,790,531</b>
<b>NON-CURRENT ASSETS</b>				
Trade and other receivables		846,399	822,724	756,140
Other financial assets - Banksia Park Deferred Mgmt Fees		3,576,482	3,576,482	3,184,673
Other financial assets - Local Govt House Trust		129,162	129,162	124,637
Other financial assets - Self Supporting Loans		214,857	210,432	228,422
Investment in associate (SMRC)		504,775	504,775	504,775
Property, plant and equipment		134,855,017	135,111,925	134,346,897
Infrastructure		366,939,787	367,120,892	362,174,276
Intangible assets		1,839,690	2,117,311	688,763
Right of use assets		585,141	585,141	170,731
<b>TOTAL NON-CURRENT ASSETS</b>		<b>509,491,310</b>	<b>510,178,844</b>	<b>502,179,313</b>
<b>TOTAL ASSETS</b>		<b>583,064,500</b>	<b>629,873,091</b>	<b>610,969,845</b>
<b>CURRENT LIABILITIES</b>				
Trade and other payables		6,330,041	8,487,116	8,577,518
Banksia Park Unit Contributions		16,733,635	16,733,635	16,975,350
Contract and other liabilities	9 & 10	6,424,770	6,493,567	10,549,385
Lease liabilities		174,595	166,498	107,861
Borrowings	7	2,527,450	2,527,450	2,314,779
Employee related provisions		5,706,854	5,718,255	5,493,944
<b>TOTAL CURRENT LIABILITIES</b>		<b>37,897,345</b>	<b>40,126,521</b>	<b>44,018,838</b>
<b>NON-CURRENT LIABILITIES</b>				
Other liabilities (Developer Contributions)	10	28,097,678	29,000,794	16,953,626
Lease liabilities		371,179	371,179	77,148
Borrowings	7	15,851,996	15,851,996	17,953,926
Employee related provisions		445,000	445,000	410,209
<b>TOTAL NON-CURRENT LIABILITIES</b>		<b>44,765,853</b>	<b>45,668,969</b>	<b>35,394,909</b>
<b>TOTAL LIABILITIES</b>		<b>82,663,198</b>	<b>85,795,490</b>	<b>79,413,747</b>
<b>NET ASSETS</b>		<b>500,401,302</b>	<b>544,077,601</b>	<b>531,556,098</b>
<b>EQUITY</b>				
Retained surplus		214,843,627	258,671,340	256,778,239
Reserves - cash/financial asset backed	8	62,377,669	62,226,256	54,754,353
Revaluation surplus		223,180,005	223,180,005	220,023,505
<b>TOTAL EQUITY</b>		<b>500,401,302</b>	<b>544,077,601</b>	<b>531,556,098</b>

This statement is to be read in conjunction with the accompanying notes.

**NOTES TO THE STATEMENT OF FINANCIAL ACTIVITY  
FOR THE PERIOD ENDED 31 AUGUST 2021**

**NOTE 1  
EXPLANATION OF MATERIAL VARIANCES**

The material variance thresholds are adopted annually by Council as an indicator of whether the actual expenditure or revenue varies from the year to date budget materially.

The material variance adopted by Council for the 2021-22 year is \$50,000 or 5.00% whichever is the greater.

Reporting Program	Var. \$	Var. %	Timing/ Permanent	Explanation of Variance
	\$	%		
<b>Revenue from operating activities</b>				
Rates	(453,728)	(1%)	No Material Variance	
Operating Grants, Subsidies and Contributions	(751,407)	(35%)	▼ Permanent	Refer note 9. First instalment of 21/22 Financial Assistance Grant was received in last financial year.
Fees and Charges	146,712	2%	No Material Variance	
Interest Earnings	(833)	(1%)	No Material Variance	
Other Revenue	64,993	95%	▲ No Material Variance	Long Service & Paid Parental leave reimbursements.
Profit on Disposal of Assets	(1,767)	(100%)	No Material Variance	
<b>Expenditure from operating activities</b>				
Employee Costs	434,976	9%	▲ Permanent/Timing	Various vacancies YTD.
Materials and Contracts	627,627	19%	▲ Timing	Timing of Art Centre Management Fees yet to be paid. Timing of payment of Family Day Care and In Home Care Child Care Benefits partially offset by lower Child Care Benefit contributions received. Timing of Parks & Reserves maintenance expenses. Timing of Planning/Urban Design expenses in Strategic Planning. Timing of Community Events expenditure budgeted in July.
Utility Charges	178,259	39%	▲ Timing	Timing of utility invoices (street lighting).
Depreciation on Non-Current Assets	2,717,510	100%	▲ Timing	Depreciation to be processed after finalisation of AFS-2021.
Interest Expenses	571	57%	No Material Variance	
Insurance Expenses	22,576	5%	No Material Variance	
Other Expenditure	3,997	58%	No Material Variance	
Loss on Disposal of Assets	5,800	100%	No Material Variance	
<b>Investing activities</b>				
Non-Operating Grants, Subsidies and Contributions	278,320	145%	Timing	Refer note 10.
Proceeds from disposal of assets	(144,509)	(55%)	Timing	Refer note 5.
Self-Supporting Loan Principal	1,450	49%	No Material Variance	
Purchase of Right of Use assets	0	0%	No Material Variance	
Payments for property, plant and equipment	1,756,369	68%	▲ Timing	Refer note 6.
<b>Financing activities</b>				
Proceeds from new debentures	0	0%	No Material Variance	
Repayment of debentures	0	0%	No Material Variance	
Payments for principal portion of lease liabilities	29,305	78%	No Material Variance	
Transfer from reserves	(300,669)	40%	Timing	Timing of capital projects funded from Reserves.
Transfer to reserves	22,998	7%	No Material Variance	

NOTES TO THE STATEMENT OF FINANCIAL ACTIVITY  
FOR THE PERIOD ENDED 31 AUGUST 2021

NOTE 2  
NET CURRENT FUNDING POSITION

	Notes	Last Years Closing 30 June 2021	This Time Last Year 31 August 2020	YTD Actual 31 August 2021
		\$	\$	\$
<b>(a) Non-cash items excluded from operating activities</b>				
The following non-cash revenue and expenditure has been excluded from operating activities within the Statement of Financial Activity in accordance with Financial Management Regulation 32.				
<b>Non-cash items excluded from operating activities</b>				
<b>Adjustments to operating activities</b>				
Less: Profit on asset disposals	5	(70,922)	-	-
Less: Movement in pensioner deferred rates (non-current)		(86,273)	3,986	23,675
Movement in employee benefit provisions		235,714	(11,987)	11,401
Add: Loss on asset disposals		11,491	3,756	-
Mvmt in Local Govt House Trust		(4,525)	-	-
Add: Depreciation on assets		14,640,026	2,657,894	-
Mvmt in operating contract liabilities associated with restricted cash		(84,825)	267,360	-
Mvmt in Banksia Park deferred management fees receivable		(284,589)	-	-
Mvmt in Banksia Park valuation of unit contribution		(241,715)	-	-
Rounding adjustment prior year closing		-	-	-
<b>Total non-cash items excluded from operating activities</b>		<b>14,114,382</b>	<b>2,921,009</b>	<b>35,076</b>
Mvmt in non-operating liabilities (non-current)		11,144,052	-	903,115
Mvmt in non-operating liabilities associated with restricted cash		(5,016,357)	-	20,000
<b>Total non-cash items excluded from investing activities</b>		<b>6,127,695</b>	<b>0</b>	<b>923,115</b>
<b>Total Non-cash items</b>		<b>20,242,077</b>	<b>2,921,009</b>	<b>958,192</b>

**(b) Adjustments to net current assets in the Statement of Financial Activity**

The following current assets and liabilities have been excluded from the net current assets used in the Statement of Financial Activity in accordance with *Financial Management Regulation* 32 to agree to the surplus/(deficit) after imposition of general rates.

<b>Adjustments to net current assets</b>				
Less: Reserves - restricted cash		(62,377,669)	(54,754,353)	(62,226,256)
Less: Financial assets at amortised cost - self supporting loans		(17,847)	(17,269)	(17,847)
Less: Banksia Park DMF Recievable		(212,269)	(319,490)	(212,269)
Add: Borrowings		2,527,450	2,314,779	2,527,450
Add: Provisions - employee		5,706,854	5,493,944	5,718,255
Add: Current portion of contract and other liability held in reserve		5,180,844	10,549,385	5,200,844
Add: Lease liabilities		174,595	107,861	166,498
Add: Banksia Park Unit Contributions		16,733,635	16,975,350	16,733,635
<b>Total adjustments to net current assets</b>		<b>(32,284,408)</b>	<b>(19,649,792)</b>	<b>(32,109,691)</b>

**(c) Net current assets used in the Statement of Financial Activity**

<b>Current assets</b>		73,573,190	108,790,531	119,694,247
<b>Less: Current liabilities</b>		(37,897,345)	(44,018,838)	(40,126,521)
<b>Less: Total adjustments to net current assets</b>		<b>(32,284,408)</b>	<b>(19,649,792)</b>	<b>(32,109,691)</b>
<b>Closing funding surplus / (deficit)</b>		<b>3,391,437</b>	<b>45,121,901</b>	<b>47,458,035</b>

**CURRENT AND NON-CURRENT CLASSIFICATION**

In the determination of whether an asset or liability is current or non-current, consideration is given to the time when each asset or liability is expected to be settled. Unless otherwise stated assets or liabilities are classified as current if expected to be settled within the next 12 months, being the Council's operational cycle.

Description	Unrestricted	Restricted	Trust	Total Cash	Interest Rate	Institution	S&P Rating	Maturity Date	Days
	\$	\$	\$	\$					
<b>Cash on hand</b>									
CBA Municipal Bank Account	7,397,834	2,871,195		10,269,029	Variable	CBA	AA		
CBA Online Saver Bank Account	10,000,000			10,000,000	0.20%	CBA	AA		
CBA Trust Bank Account			31,924	31,924	N/A	CBA	AA		
Cash On Hand - Petty Cash	3,970			3,970	N/A	PC	N/A		
<b>Term Deposits - Muni Investments</b>									
Muni Funds	3,000,000			3,000,000	0.26%	CBA	AA	Nov 2021	90
Muni Funds	3,000,000			3,000,000	0.27%	CBA	AA	Dec 2021	122
Muni Funds	3,000,000			3,000,000	0.29%	CBA	AA	Jan 2022	150
<b>Reserve Funds Investments (Cash Backed Reserves)</b>									
Asset Management Reserve		5,222,400		5,222,400	0.28%	NAB	AA	Oct 2021	120
Plant and Equipment Replacement Reserve		240,445		240,445	0.28%	NAB	AA	Oct 2021	120
Comm. Serv. & Emergency Relief Reserve (incl. Covid \$250k)		85,000		85,000	0.27%	NAB	AA	Nov 2021	126
CLAG Reserve		267,323		267,323	0.30%	SUN	A	Nov 2021	182
Workers Compensation Reserve		324,707		324,707	0.30%	SUN	A	Nov 2021	182
Settlement Agreement Reserve		168,680		168,680	0.30%	SUN	A	Nov 2021	182
Public Art Reserve		29,900		29,900	0.30%	SUN	A	Nov 2021	182
City Infrastructure Reserve		1,360,530		1,360,530	0.30%	SUN	A	Nov 2021	150
Information Technology Reserve		2,471,000		2,471,000	0.30%	SUN	A	Nov 2021	150
Family Day Care Reserve		1,184,500		1,184,500	0.30%	SUN	A	Nov 2021	150
APU Reserve		780,000		780,000	0.30%	SUN	A	Nov 2021	150
BP Reserve		225,140		225,140	0.30%	SUN	A	Nov 2021	150
Renewable Energy Efficiency Reserve		34,355		34,355	0.30%	SUN	A	Nov 2021	150
Refuse Reserve		5,473,000		5,473,000	0.29%	NAB	AA	Nov 2021	150
Employee Vacancy Reserve		502,650		502,650	0.30%	BEN	AAA	Mar 2022	272
Employee Leave Reserve		2,946,685		2,946,685	0.37%	CBA	AA	Jan 2022	210
Public Open Space Reserve		320,613		320,613	0.37%	CBA	AA	Jan 2022	210
Golf Club Maintenance Reserve		8,900		8,900	0.30%	BEN	AAA	Mar 2022	272
Golf Course Cottage Reserve		29,557		29,557	0.30%	BEN	AAA	Mar 2022	272
<b>Reserve Funds Investments (Developer Contributions)</b>									
DCA 1 - Hard Infrastructure - Bertram		1,139,179		1,139,179	0.37%	CBA	AAA	Jan 2022	208
DCA 2 - Hard Infrastructure - Wellard		1,730,310		1,730,310	0.37%	CBA	AAA	Jan 2022	208
DCA 6 - Hard Infrastructure - Mandogalup		771,865		771,865	0.37%	CBA	AAA	Jan 2022	208
DCA 11 - Soft Infrastructure - Wellard East		6,489,264		6,489,264	0.35%	BEN	AAA	Jan 2022	208
DCA 12 - Soft Infrastructure - Wellard West		9,496,183		9,496,183	0.35%	BEN	AAA	Jan 2022	208
DCA - 4 Hard Infrastructure - Anketell		1,195,219		1,195,219	0.26%	NAB	AA	Feb 2022	181
DCA 5 - Hard Infrastructure - Wandl		972,709		972,709	0.25%	BEN	AAA	Feb 2022	181
DCA 7 - Hard Infra Mandogalup		52,753		52,753	0.26%	NAB	AA	Feb 2022	181
DCA 8 - Soft Infrastructure - Mandogalup		1,420,285		1,420,285	0.26%	NAB	AA	Feb 2022	181
DCA 9 - Soft Infrastructure - Wandl/Anketell		12,823,437		12,823,437	0.26%	NAB	AA	Feb 2022	181
DCA 10 - Soft Infrastructure - Casuarina/Anketell		197,424		197,424	0.26%	NAB	AA	Feb 2022	181
DCA 13 - Soft Infrastructure - Bertram		269,336		269,336	0.26%	NAB	AA	Feb 2022	181
DCA 14 - Soft Infrastructure - Wellard/Leda		814,600		814,600	0.26%	NAB	AA	Feb 2022	181
DCA 15 - Soft Infrastructure - Townsite		307,113		307,113	0.25%	BEN	AAA	Feb 2022	181
<b>Total</b>	<b>26,401,804</b>	<b>62,226,256</b>	<b>31,924</b>	<b>88,659,984</b>					
	30%	70%	0.0%						
<b>Comprising</b>									
Cash and cash equivalents (Exclude Trust)	20,401,804	2,871,195	0	23,272,999					
Financial assets at amortised cost	6,000,000	59,355,061	0	65,355,061					
Trust	0	0	31,924	31,924					
	<b>26,401,804</b>	<b>62,226,256</b>	<b>31,924</b>	<b>88,659,984</b>					

**KEY INFORMATION**

Cash and cash equivalents include cash on hand, cash at bank, deposits available on demand with banks and other short term highly liquid investments highly liquid investments with original maturities of three months or less that are readily convertible to known amounts of cash and which are subject to an insignificant risk of changes in value.

The local government classifies financial assets at amortised cost if both of the following criteria are met:

- the asset is held within a business model whose objective is to collect the contractual cashflows, and
- the contractual terms give rise to cash flows that are solely payments of principal and interest.

**Note 3(b): Cash and Investments - Compliance with Investment Policy**

Portfolio Credit Risk	Funds Held	Actual at Period End	Limit per Policy	
AAA & Bendigo Bank Kwinana Community Branch	21,447,730	24%	100%	✓
AA	60,362,150	68%	100%	✓
A	6,846,134	8%	60%	✓
BBB	-	0%	20%	✓
Unrated	3,970	0%	20%	✓

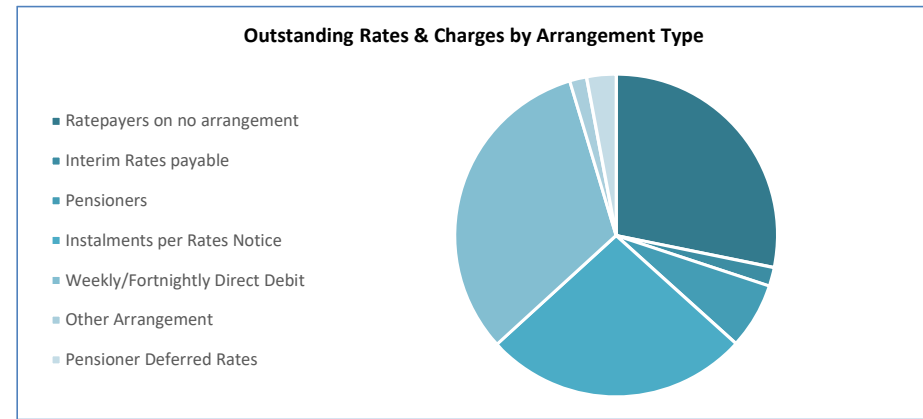
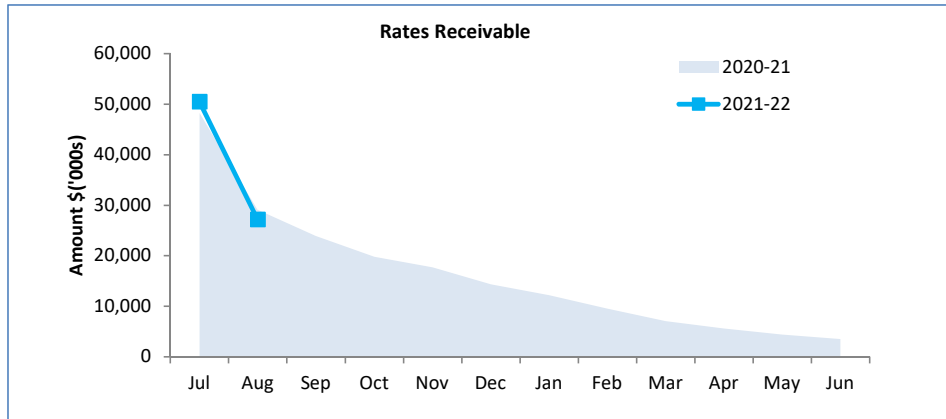
Counterparty Credit Risk	Funds Held	Actual at Period End	Limit per Policy	
BEN (AAA)	17,806,376	20%	45%	✓
NAB (AA)	27,793,899	31%	45%	✓
CBA (AA)	36,209,605	41%	45%	✓
SUN (A)	6,846,134	8%	45%	✓
WBC (AA)	-	0%	45%	✓

**NOTES TO THE STATEMENT OF FINANCIAL ACTIVITY  
FOR THE PERIOD ENDED 31 AUGUST 2021**

**OPERATING ACTIVITIES  
NOTE 4  
RECEIVABLES**

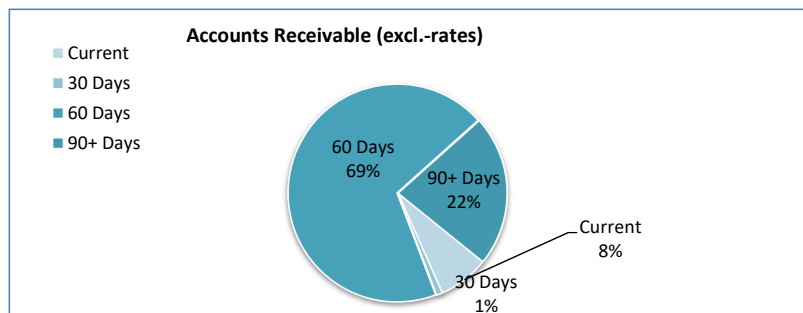
Rates receivable	30 Jun 2021	31 August 2020	31 Aug 2021
	\$		\$
Opening arrears previous years	3,148,533	3,148,533	3,262,814
Levied this year	52,278,031	51,048,191	53,771,020
<b>Rates &amp; Charges to be collected</b>	<b>55,426,565</b>	<b>54,196,724</b>	<b>57,033,835</b>
Less Collections to date	(51,108,490)	(24,365,278)	(29,066,363)
Less Pensioner Deferred Rates	(846,399)	(756,140)	(822,724)
<b>Net Rates &amp; Charges Collectable</b>	<b>3,471,676</b>	<b>29,075,306</b>	<b>27,144,748</b>
% Outstanding	6.26%	53.65%	47.59%
Prepaid Rates received (not included above)	(1,055,273)	(388,741)	(415,247)
	4.36%	52.93%	46.87%

Outstanding Rates & Charges by Payment Arrangement Type	31 Aug 2021		
	No. of Assessments	\$	%
Ratepayers on no arrangement	2,280	7,885,779	28%
Interim Rates payable	308	522,440	2%
Pensioners	1,546	1,851,211	7%
Instalments per Rates Notice	3,755	7,425,452	27%
Weekly/Fortnightly Direct Debit	4,683	8,987,274	32%
Other Arrangement	112	475,102	2%
	<b>12,684</b>	<b>27,147,258</b>	<b>97%</b>
Pensioner Deferred Rates	243	822,724	3%
	<b>12,927</b>	<b>27,969,981</b>	<b>100%</b>



Receivables - general	Current	30 Days	60 Days	90+ Days	Total
<i>Amounts shown below include GST (where applicable)</i>	\$	\$	\$	\$	\$
Sundry receivable	140,656	15,942	1,306,613	215,685	1,678,894
Infringements Register	1,810	832	1,882	209,759	214,283
<b>Total sundry receivables outstanding</b>	<b>142,466</b>	<b>16,774</b>	<b>1,308,495</b>	<b>425,443</b>	<b>1,893,178</b>
<i>Exclude rebates receivable</i>	8%	1%	69%	22%	
Rebates receivable - Rates	879,589	0	0	0	879,589
Rebates receivable - ESL	120,193	0	0	0	120,193
<b>Total general receivables outstanding</b>	<b>1,142,247</b>	<b>16,774</b>	<b>1,308,495</b>	<b>425,443</b>	<b>2,892,959</b>

Note: 60day debtor includes \$1.2m Developer Contribution - payment to be received upon Project Completion.



**Sundry Debtors Outstanding Over 90 Days Exceeding \$1,000**

Description	Debtor #	Status	\$
<b>Sundry Debts with Fines Enforcement Registry (FER)</b>			
Prosecution Dog Act 1976	2442.07	Registered with FER. Regular payments being received.	4,378
Prosecution Planning & Development Act	2549.07	Registered with FER. Regular payments being received.	5,023
Prosecution Planning & Development Act	3859.07	Registered with FER. Regular payments being received.	14,475
Prosecution Local Government Act 1995	3909.07	Registered with FER.	3,652
Prosecution Dog Act 1976 Dangerous Dog	4131.07	Registered with FER. Regular payments being received.	3,111
Prosecution Local Law Fencing	4233.07	Registered with FER.	2,500
Prosecution Dog Act 1976	4274.07	Registered with FER. Regular payments being received.	3,472
Prosecution Local Law Urban Environment Nuisance - Disrepair Vehicle	4275.07	Registered with FER.	13,734
Prosecution Dog Act 1976	4387.07	Registered with FER.	10,200
Prosecution Dog Act 1976	4465.07	Registered with FER. Regular payments being received.	4,760
Prosecution Planning & Development Act	4467.07	Registered with FER. Regular payments being received.	11,065
Prosecution Dog Act 1976	4610.07	Registered with FER.	25,598
Prosecution Dog Act 1976	4741.07	Registered with FER. Regular payments being received.	3,700
Prosecution Planning & Development Act	4885.07	Registered with FER. Regular payments being received.	18,336
Prosecution Parking Act	5152.07	Registered with FER.	5,250
Prosecution Dog Act 1976	5285.07	Registered with FER	2,142
Prosecution Building Act	5321.07	Registered with FER. Regular payments being received.	3,287
Prosecution Planning & Development Act	5325.07	Registered with FER	38,463
			<b>173,145</b>
<b>Other Sundry Debtors</b>			
Lease & Outgoings	854.16	Communications in progress between Lease Officer & tenant.	6,266
Hazard Reduction costs	1059.03	Debtors policy being followed to recover outstanding debt.	3,177
Local Government Act 1995 abandoned vehicle	3884.03	Defaulted Payment arrangement. Potential minor case claim.	1,155
Developer Contribution- Hazard Reduction costs	4312.03/06	Address unknown - all avenues exhausted.	1,390
Shortfall outgoings - as per lease agreement terms	4833.16	Communications in progress between Lease Officer & tenant.	20,477
Hazard Reduction costs	4355.03	Debtors policy being followed to recover outstanding debt.	1,054
<b>Total Debtors 90+ days &gt; \$1,000</b>			<b>206,664</b>

**KEY INFORMATION**

Trade and other receivables include amounts due from ratepayers for unpaid rates and service charges and other amounts due from third parties for goods sold and services performed in the ordinary course of business. Receivables expected to be collected within 12 months of the end of the reporting period are classified as current assets. All other receivables are classified as non-current assets. Collectability of trade and other receivables is reviewed on an ongoing basis. Debts that are known to be uncollectible are written off when identified. An allowance for impairment of receivables is raised when there is objective evidence that they will not be collectible.



NOTES TO THE STATEMENT OF FINANCIAL ACTIVITY  
FOR THE PERIOD ENDED 31 AUGUST 2021

OPERATING ACTIVITIES  
NOTE 5  
DISPOSAL OF ASSETS









































Asset description	Current Budget				YTD Actual				Comment
	Net Book Value	Proceeds	Profit	(Loss)	Net Book Value	Proceeds	Profit	(Loss)	
	\$	\$	\$	\$	\$	\$	\$	\$	
<b>Motor Vehicles</b>									
Plant Replacement P495	22,825	20,000	0	(2,825)	0	0	0	0	
Plant Replacement P502	19,800	20,000	200	0	0	0	0	0	
Plant Replacement P512	20,000	20,000	0	0	0	0	0	0	
Plant Replacement P517	22,825	22,825	0	0	0	0	0	0	
Plant Replacement P522	20,000	20,000	0	0	0	0	0	0	
Plant Replacement P519	20,000	20,000	0	0	0	0	0	0	
Plant Replacement P524	22,825	22,825	0	0	0	0	0	0	
Plant Replacement P541	15,822	14,850	0	(972)	0	0	0	0	
Plant Replacement P543	16,164	14,850	0	(1,314)	0	0	0	0	
Plant Replacement P545	23,937	22,825	0	(1,112)	0	0	0	0	
Plant Replacement P548	18,161	14,850	0	(3,311)	0	0	0	0	
Plant Replacement P549	26,211	22,825	0	(3,386)	0	0	0	0	
Plant Replacement P550	24,910	22,825	0	(2,085)	0	0	0	0	
Plant Replacement P523	20,000	20,000	0	0	0	0	0	0	
Plant Replacement P553	25,975	23,000	0	(2,975)	29,905	29,905	0	0	
Plant Replacement P492	22,050	22,050	0	0	0	0	0	0	cfwd from FY21.
<b>Plant &amp; Equipment</b>									
Plant Replacement P260	16,250	13,000	0	(3,250)	0	0	0	0	
Plant Replacement P263	20,560	16,250	0	(4,310)	0	0	0	0	
Plant Replacement P446	40,000	40,000	0	0	0	0	0	0	
Plant Replacement P332	433	2,000	1,567	0	0	0	0	0	
Plant Replacement P419	3,080	1,000	0	(2,080)	0	0	0	0	
Plant Replacement P441	10,000	10,000	0	0	0	0	0	0	
Plant Replacement P442	33,273	25,000	0	(8,273)	0	0	0	0	
Plant Replacement P503	9,486	7,500	0	(1,986)	0	0	0	0	
Plant Replacement P531	10,000	10,000	0	0	0	0	0	0	
Plant Replacement P114 - Tandem Axle Tilt Trailer	2,000	2,000	0	0	0	0	0	0	cfwd from FY21.
Plant Replacement P351 Mitsubishi Canter Tip Truck	25,000	25,000	0	0	0	0	0	0	cfwd from FY21.
Plant Replacement P223 Volvo Loader L70	80,000	80,000	0	0	87,462	87,462	0	0	cfwd from FY21.
Plant Replacement P557	25,000	25,000	0	0	0	0	0	0	cfwd from FY21.
<b>Land</b>									
Moombaki	517,000	517,000	0	0	0	0	0	0	
	<b>1,133,587</b>	<b>1,097,475</b>	<b>1,767</b>	<b>(37,879)</b>	<b>117,366</b>	<b>117,366</b>	<b>0</b>	<b>0</b>	
			<b>Net Profit/(Loss)</b>	<b>(36,112)</b>			<b>Net Profit/(Loss)</b>	<b>0</b>	
















Capital acquisitions	Adopted Budget	Current Budget	YTD Budget	YTD Actual	YTD Variance
	\$	\$	\$	\$	\$
Land and Buildings	6,745,168	6,910,168	732,061	69,472	(662,589)
Plant, Furniture and Equipment	1,269,300	1,447,191	327,298	304,802	(22,496)
Intangible Assets	1,407,909	1,407,909	253,925	277,621	23,696
Infrastructure - Roads	13,386,090	13,236,090	656,014	37,328	(618,686)
Infrastructure - Parks & Reserves	1,612,892	1,962,892	136,363	64,756	(71,607)
Infrastructure - Footpaths	1,265,975	1,525,975	435,607	0	(435,607)
Infrastructure - Car Parks	49,717	49,717	4,520	0	(4,520)
Infrastructure - Drainage	268,278	268,278	24,389	78,568	54,179
Infrastructure - Bus Shelters	29,796	29,796	0	0	0
Infrastructure - Street Lights	194,192	194,192	19,192	453	(18,739)
<b>Payments for Capital Acquisitions</b>	<b>26,229,317</b>	<b>27,032,208</b>	<b>2,589,369</b>	<b>833,000</b>	<b>(1,756,369)</b>
Right of use assets	0	0	0	0	0
<b>Total Capital Acquisitions</b>	<b>26,229,317</b>	<b>27,032,208</b>	<b>2,589,369</b>	<b>833,000</b>	<b>(1,756,369)</b>
<b>Capital Acquisitions Funded By:</b>					
	\$	\$	\$	\$	\$
Capital grants and contributions	17,515,755	17,975,755	192,000	470,320	278,320
Disposal of Assets	943,425	453,425	261,875	29,905	(231,970)
Cash Backed Reserves	8,684,361	19,141,609	313,626	60,000	(253,626)
Municipal Funds	(914,224)	(10,538,581)	1,821,868	272,775	(1,549,093)
<b>Capital funding total</b>	<b>26,229,317</b>	<b>27,032,208</b>	<b>2,589,369</b>	<b>833,000</b>	<b>(1,756,369)</b>


























**SIGNIFICANT ACCOUNTING POLICIES**

All assets are initially recognised at cost. Cost is determined as the fair value of the assets given as consideration plus costs incidental to the acquisition. For assets acquired at no cost or for nominal consideration, cost is determined as fair value at the date of acquisition. The cost of non-current assets constructed by the local government includes the cost of all materials used in the construction, direct labour on the project and an appropriate proportion of variable and fixed overhead. Certain asset classes may be revalued on a regular basis such that the carrying values are not materially different from fair value. Assets carried at fair value are to be revalued with sufficient regularity to ensure the carrying amount does not differ materially from that determined using fair value at reporting date.

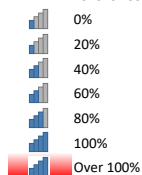
Capital Expenditure		Adopted Budget	Current Budget	YTD Budget	YTD Actual	YTD Variance	Comments
		\$	\$	\$	\$	\$	
<b>Buildings</b>							
15030	Recquatic Front Counter - Automated Gates	90,000	90,000	0	32,442	32,442	Deposit Paid.
14003	Kwinana South VBFB Station Extensions - Meeting/Training Room,	699,600	699,600	0	0	0	
15023	Sloans Heritage (Caretaker) Cottage Accessibility Works	44,000	44,000	0	0	0	LRCI Round 1 funding extended to Dec 2021.
14002	Kwinana South VBFB - Additional work	25,000	25,000	0	0	0	
15002	Administration Building - New / Upgrade	50,000	132,500	2,381	17,525	15,144	Additional \$165k carried forward from FY21.
15002	Administration Building - Renewal	50,000	132,500	10,000	17,525	7,525	Painting completed August, awaiting finalisation of drawings.
15004	Building & Parks Contingency	100,000	100,000	8,000	0	(8,000)	
15014	DCA 9 - Local Sports Ground Clubroom - Honeywood	3,718,203	3,718,203	619,700	1,980	(617,720)	
15029	Operations Centre Extension - New / Upgrade	578,947	578,947	28,947	0	(28,947)	
15029	Operations Centre Extension - Renewal	578,947	578,947	28,947	0	(28,947)	
15005	Building Renewals - 18 Maydwell Way - window screens	4,988	4,988	238	0	(238)	
15006	Building Renewals - Administration Building - fire alarm sensors	12,968	12,968	618	0	(618)	
15008	Building Renewals - asbestos removal Bright Futures	6,983	6,983	3,658	0	(3,658)	
15007	Building Renewals - Administration Building - front counter window tint	5,985	5,985	5,985	0	(5,985)	
15010	Building Renewals - asbestos removal 156 Medina Avenue	12,469	12,469	594	0	(594)	
15012	Building Renewals - Business Incubator - security screens	14,963	14,963	713	0	(713)	
15013	Building Renewals - Business Incubator - ablutions renovation	24,938	24,938	1,188	0	(1,188)	
15009	Building Renewals - Bright Futures Family Day Care Office - AC units	7,980	7,980	380	0	(380)	
15015	Building Renewals - John Wellard Community Centre - creche softfall	24,938	24,938	1,188	0	(1,188)	
15033	Building Renewals - Recquatic Centre - stadium floor strip and seal	12,469	12,469	594	0	(594)	
15034	Building Renewals - Recquatic Centre - mechanical	59,850	59,850	2,850	0	(2,850)	
15035	Building Renewals - Recquatic Centre - emergency exit doors	13,466	13,466	641	0	(641)	
15037	Building Renewals - Senior Citizens Centre	39,900	39,900	1,900	0	(1,900)	
15016	Building Renewals - Sloan Heritage House (1950's) - external repairs	14,963	14,963	713	0	(713)	
15017	Building Renewals - Sloan Cottage - renewal and accessibility works	49,875	49,875	2,375	0	(2,375)	
15018	Building Renewals - Smirks Cottage Museum - drainage	9,975	9,975	5,225	0	(5,225)	
15019	Building Renewals - Tennis Club	9,975	9,975	475	0	(475)	
15020	Building Renewals - Wandi Schoolrooms	14,963	14,963	713	0	(713)	
15021	Building Renewals - Wheatfield Cottage	49,875	49,875	2,375	0	(2,375)	
15022	Building Renewals - Koorliny Arts Centre	34,913	34,913	1,663	0	(1,663)	
15024	Darius Wells Library and Resource Centre - Electrical Works	80,000	80,000	0	0	0	LRCI Round 2
15025	Darius Wells Library and Resource Centre - Ken Jackman hall flooring	45,000	45,000	0	0	0	LRCI Round 2
15026	John Wellard Community Centre - Repair solar panels connection to	10,000	10,000	0	0	0	LRCI Round 2
15027	Koorliny Community Arts Centre - Air conditioner and exhaust fan	8,500	8,500	0	0	0	LRCI Round 2
15031	Recquatic Centre - Front Admin east and Reception area - Air Conditioner	67,000	67,000	0	0	0	LRCI Round 2
15038	Zone Youth Centre - repaint basketball court	30,000	30,000	0	0	0	LRCI Round 2
15028	Thomas Oval Pavilion (Old) - Roof Restoration including gutters and downpipes	20,000	20,000	0	0	0	LRCI Round 2
15032	Recquatic Centre - Stadium Floor Replacement - Insurance claim reimbursement LGISWA: PR0030045	38,065	38,065	0	0	0	
15036	Animal Care Facility Refurbishment	85,470	85,470	0	0	0	
<b>Buildings Total</b>		<b>6,745,168</b>	<b>6,910,168</b>	<b>732,061</b>	<b>69,472</b>	<b>(662,589)</b>	

Capital Expenditure			Adopted Budget	Current Budget	YTD Budget	YTD Actual	YTD Variance	Comments
			\$	\$	\$	\$	\$	
<b>Plant, Furniture and Equipment</b>								
<b>Furniture and Equipment</b>								
	15059	Furniture and Fittings Renewal	20,000	20,000	0	3,800	3,800	
	15207	Furniture - Councillors Lounge	0	35,000	22,938	20,437	(2,501)	Carried forward from FY21.
<b>Computing Equipment</b>								
	15042	CFWD City Website Redevelopment	22,909	46,000	23,091	0	(23,091)	Additional \$23k carry forward from FY21.
	15043	OneCouncil Implementation	1,385,000	1,385,000	230,834	277,621	46,787	
<b>Plant and Equipment</b>								
	15088	City Assist - Animal Enclosures	12,000	12,000	0	3,908	3,908	
	15089	Recquatic Equipment renewal - 25m pool stairs and trolley	30,000	30,000	0	5,474	5,474	
	15090	Recquatic Plant renewal	27,300	27,300	0	0	0	
	15091	Variable Message Sign - Fire & Emergency Services	35,000	35,000	0	0	0	
	15190	Plant Replacement P353	4,000	4,000	4,000	0	(4,000)	
	15092	Plant Replacement P438	5,000	5,000	5,000	0	(5,000)	
	15093	Plant Replacement P147	4,500	4,500	4,500	0	(4,500)	
	15094	Plant Replacement P260	60,000	60,000	0	0	0	
	15095	Plant Replacement P263	65,000	65,000	0	0	0	
	15096	Plant Replacement P446	240,000	240,000	0	0	0	
	15097	Plant Replacement P332	7,500	7,500	7,500	0	(7,500)	
	15098	Plant Replacement P419	36,500	36,500	0	0	0	
	15099	Plant Replacement P441	29,000	29,000	0	0	0	
	15100	Plant Replacement P442	100,000	100,000	0	0	0	
	15101	Plant Replacement P503	22,000	22,000	0	0	0	
	15102	Plant Replacement P530	6,000	6,000	0	0	0	
	15103	Plant Replacement P531	38,000	38,000	0	0	0	
	15104	Plant Replacement P532	6,500	6,500	0	0	0	
	15216	Plant Replacement P531	0	5,440	0	0	0	Carried forward from FY21.
	15217	Plant Replacement P114	0	14,750	14,750	0	(14,750)	Carried forward from FY21.
	15218	Plant Replacement P557	0	99,610	99,610	99,350	(260)	Carried forward from FY21.
	15220	Plant Replacement P351	0	0	0	135,050	135,050	To be carried forward from FY21.
<b>Motor Vehicles</b>								
	15107	Plant Replacement P495	41,500	41,500	41,500	0	(41,500)	
	15109	Plant Replacement P502	45,000	45,000	45,000	36,784	(8,216)	
	15110	Plant Replacement P512	41,000	41,000	41,000	0	(41,000)	
	15111	Plant Replacement P517	41,500	41,500	0	0	0	
	15114	Plant Replacement P522	41,000	41,000	0	0	0	
	15108	Plant Replacement P519	41,000	41,000	0	0	0	
	15112	Plant Replacement P524	41,500	41,500	41,500	0	(41,500)	
	15115	Plant Replacement P541	27,500	27,500	0	0	0	
	15117	Plant Replacement P543	27,500	27,500	0	0	0	
	15116	Plant Replacement P545	35,000	35,000	0	0	0	
	15118	Plant Replacement P548	27,500	27,500	0	0	0	
	15120	Plant Replacement P549	35,000	35,000	0	0	0	
	15121	Plant Replacement P550	35,000	35,000	0	0	0	
	15113	Plant Replacement P523	41,000	41,000	0	0	0	
<b>Plant , Furniture and Equipment Total</b>			<b>2,677,209</b>	<b>2,855,100</b>	<b>581,223</b>	<b>582,423</b>	<b>1,200</b>	

Capital Expenditure			Adopted Budget	Current Budget	YTD Budget	YTD Actual	YTD Variance	Comments
			\$	\$	\$	\$	\$	
<b>Park and Reserves</b>								
	15061	Kwinana Loop Trail Upgrade	350,000	350,000	0	0	0	
	15062	Parks Upgrade Strategy - Ascot Park	160,000	160,000	44,545	0	(44,545)	
	15063	Public Open Space/Parks & Reserves Renewals	697,892	697,892	55,000	58,926	3,926	
	15064	Streetscape Strategy - Gilmore Ave	150,000	150,000	13,636	0	(13,636)	
	15065	Streetscape Strategy - Sulphur Road	70,000	70,000	6,364	0	(6,364)	
	15066	Urban Tree Planting - Sulphur Road	185,000	185,000	16,818	0	(16,818)	
	15221	Calista Oval Bike Track	0	350,000	0	0	0	
	15223	Bird Waterer for administration building grounds	0	0	0	5,830	5,830	To be carried forward from FY21.
<b>Parks and Reserves Total</b>			<b>1,612,892</b>	<b>1,962,892</b>	<b>136,363</b>	<b>64,756</b>	<b>(71,607)</b>	
<b>Roads</b>								
<b>Urban Road Grant Construction</b>								
	15070	MRRG Road Renewals Gilmore Ave	450,836	450,836	40,985	0	(40,985)	
	15071	MRRG Road Renewals Wellard Road A	514,640	514,640	46,785	0	(46,785)	
	15072	MRRG Road Renewals Hope Valley	340,684	340,684	30,971	0	(30,971)	
<b>Black Spot Grant Construction</b>								
	15068	Wellard Road & Henley Boulevard Pre-deflection	470,000	470,000	42,727	0	(42,727)	
<b>Roads to Recovery Grant Construction</b>								
	15083	Roads to Recovery Westcott Road	480,000	480,000	43,636	0	(43,636)	
<b>DCA Funded Construction</b>								
	15069	DCA 3,4 - Thomas Road	9,009,930	9,009,930	0	0	0	
<b>LRCI Projects</b>								
	15079	LRCI Phase 2 Sicklemore Road	760,000	760,000	345,455	7,200	(338,255)	Work commenced August, completion due late September.
	15080	LRCI Phase 2 Joiner Place	150,000	0	0	0	0	
	15081	LRCI Phase 2 Summerton Rd and Gilmore Ave Intersection crossing	50,000	50,000	0	30,128	30,128	Works completed August.
<b>Municipal Road Construction</b>								
	15073	Road Renewals Hebron Way	275,000	275,000	25,000	0	(25,000)	
	15074	Road Renewals Munday Way	205,000	205,000	18,636	0	(18,636)	
	15075	Road Renewals Derbal St	185,000	185,000	16,818	0	(16,818)	
	15076	Road Renewals Powel Ct	135,000	135,000	12,273	0	(12,273)	
	15077	Road Renewals Inglis Ct	135,000	135,000	12,273	0	(12,273)	
	15078	Road Renewals Dent Court	125,000	125,000	11,364	0	(11,364)	
	15082	Traffic Management Projects	100,000	100,000	9,091	0	(9,091)	
<b>Roads Total</b>			<b>13,386,090</b>	<b>13,236,090</b>	<b>656,014</b>	<b>37,328</b>	<b>(618,686)</b>	

Capital Expenditure		Adopted Budget	Current Budget	YTD Budget	YTD Actual	YTD Variance	Comments
		\$	\$	\$	\$	\$	
<b>Street Lighting</b>							
	15084 Challenger Ave Street light construction - Warner to Bertram Road	135,000	135,000	0	0	0	
	15085 Street Lighting New	40,000	40,000	0	453	453	
	15086 Street Lighting Renewal per Asset Management Plan	19,192	19,192	19,192	0	(19,192)	
<b>Street Lighting Total</b>		<b>194,192</b>	<b>194,192</b>	<b>19,192</b>	<b>453</b>	<b>(18,739)</b>	
<b>Bus Shelter Construction</b>							
	15039 Bus Shelters - New	12,000	12,000	0	0	0	
	15040 Bus Shelters - Renewal	17,796	17,796	0	0	0	
<b>Bus Shelter Construction Total</b>		<b>29,796</b>	<b>29,796</b>	<b>0</b>	<b>0</b>	<b>0</b>	
<b>Footpath Construction</b>							
	15046 Footpath Renewals	109,669	109,669	39,970	0	(39,970)	
	15058 Gilmore Ave Shared path Construction - Thomas Rd to Chisham Ave	850,000	850,000	67,273	0	(67,273)	
	15047 LRCI Phase 2 - Hunt Place Footpath	35,000	35,000	35,000	0	(35,000)	Work commenced August.
	15048 LRCI Phase 2 - Cowling Way Footpath	55,000	55,000	55,000	0	(55,000)	Work commenced August.
	15049 LRCI phase 2 - Mulligan Way Footpath	55,000	55,000	55,000	0	(55,000)	
	15050 LRCI phase 2 - Napoleon Way Footpath	20,000	20,000	0	0	0	
	15051 LRCI phase 2 - Warrior Pass Footpath	25,000	25,000	0	0	0	
	15052 LRCI phase 2 - Tranby Way Footpath	30,000	30,000	0	0	0	
	15053 LRCI phase 2 - Ameer Cres Footpath	25,000	25,000	0	0	0	
	15054 LRCI phase 2 - Roach Place Footpath	25,000	25,000	25,000	0	(25,000)	
	15055 LRCI phase 2 - Sub N Drain Footpath	22,000	22,000	22,000	0	(22,000)	
	15057 LRCI phase 2 - Trusty Way West, Bertram - New 1.5m footpath construction	14,306	14,306	0	0	0	
	15209 LRCI phase 2 - Gamble Place Footpath	0	30,000	0	0	0	
	15210 LRCI phase 2 - Waddingham Way Footpath	0	60,000	0	0	0	
	15211 LRCI phase 2 - Pudney Place Footpath	0	20,000	0	0	0	
	15212 LRCI phase 2 - Joiner Place Footpath	0	150,000	136,364	0	(136,364)	
<b>Footpath Construction Total</b>		<b>1,265,975</b>	<b>1,525,975</b>	<b>435,607</b>	<b>0</b>	<b>(435,607)</b>	
<b>Drainage Construction</b>							
	15044 Tanson Road Drainage Upgrade	250,000	250,000	22,727	0	(22,727)	
	15045 Drainage Renewals per Asset Management Plan	18,278	18,278	1,662	0	(1,662)	
	15227 DCA 1 Stormwater Management Infrastructure	0	0	0	78,568	78,568	To be carry forward from FY21.
<b>Drainage Construction Total</b>		<b>268,278</b>	<b>268,278</b>	<b>24,389</b>	<b>78,568</b>	<b>54,179</b>	
<b>Car Park Construction</b>							
	15041 Car Park Renewal	49,717	49,717	4,520	0	(4,520)	
<b>Capital Expenditure Total</b>		<b>26,229,317</b>	<b>27,032,208</b>	<b>2,589,369</b>	<b>833,000</b>	<b>(1,756,369)</b>	

Level of Completion Indicators (Percentage YTD Actual to Annual Budget)



NOTES TO THE STATEMENT OF FINANCIAL ACTIVITY  
FOR THE PERIOD ENDED 31 AUGUST 2021

FINANCING ACTIVITIES  
NOTE 7  
BORROWINGS

Repayments - borrowings

Information on borrowings

Particulars	Finalisation of Loan	1 July 2021	New Loans		Principal Repayments		Principal Outstanding		Interest Repayments	
			Actual	Current Budget	Actual	Current Budget	Actual	Current Budget	Actual	Current Budget
		\$	\$	\$	\$	\$	\$	\$	\$	\$
<b>Governance</b>										
Loan 99 - Administration Building Renovations	2024/25	474,796	0	0	0	107,976	474,796	366,820	0	31,413
<b>Education and welfare</b>										
Loan 96 - Youth Specific Space	2022/23	65,755	0	0	0	31,663	65,755.17	34,092	0	4,855
Loan 100 - Youth Specific Space	2027/28	1,136,128	0	0	0	140,713	1,136,128	995,415	0	59,110
<b>Recreation and culture</b>										
Loan 94 - Wellard Sports Pavilion	2021/22	56,126	0	0	0	56,126	56,126	0	0	2,841
Loan 95 - Orelia Oval Pavilion	2022/23	157,813	0	0	0	75,991	157,813	81,822	0	11,652
Loan 97 - Orelia Oval Pavilion Extension	2024/25	1,050,587	0	0	0	238,920	1,050,587	811,667	0	69,508
Loan 102 - Library & Resource Centre	2028/29	6,191,172	0	0	0	657,885	6,191,172	5,533,287	0	315,089
Loan 104 - Recquatic Refurbishment	2029/30	3,072,151	0	0	0	289,216	3,072,151	2,782,935	0	142,512
Loan 105 - Bertram Community Centre	2029/30	1,156,743	0	0	0	116,232	1,156,743	1,040,511	0	43,760
Loan 106 - Destination Park - Calista	2030/31	1,218,976	0	0	0	105,528	1,218,976	1,113,448	0	45,790
<b>Transport</b>										
Loan 98 - Streetscape Beautification	2024/25	640,975	0	0	0	145,768	640,975	495,207	0	42,417
Loan 101 - City Centre Redevelopment	2021/22*	2,500,000	0	0	0	2,500,000	2,500,000	0	0	0
Loan 101B - City Centre Redevelopment	TBA*	0	0	2,500,000	0	118,065	0	2,381,935	0	50,005
<b>B/Fwd Balance</b>		17,721,222	0	2,500,000	0	4,584,083	17,721,222	15,637,139	0	818,952
<b>Self supporting loans</b>										
<b>Recreation and culture</b>										
Loan 103B - Golf Club Refurbishment	2031/32	232,704	0	0	0	17,847	232,704	214,857	0	9,169
		232,704	0	0	0	17,847	232,704	214,857	0	9,169
**Share of SMRC Loan		425,520	0	0	0	0	425,520	425,520	0	0
<b>Total</b>		18,379,446	0	2,500,000	0	4,601,930	18,379,446	16,277,516	0	828,121
Current borrowings		4,601,930					2,527,450			
Non-current borrowings		13,777,516					15,851,996			
		18,379,446					18,379,446			

\*City Centre Redevelopment loan expected to be refinanced upon maturity in 2021/22.

NOTES TO THE STATEMENT OF FINANCIAL ACTIVITY  
FOR THE PERIOD ENDED 31 AUGUST 2021

OPERATING ACTIVITIES  
NOTE 8  
CASH RESERVES

Cash backed reserve

Reserve name	Opening Balance	Budget Interest Earned	Actual Interest Earned	Budget Transfers In (+)	Actual Transfers In (+)	Budget Transfers Out (-)	Actual Transfers Out (-)	Budget Closing Balance	Actual Closing Balance
	\$	\$	\$	\$	\$	\$	\$	\$	\$
<b>Municipal Reserves</b>									
Aged Persons Units Reserve	772,744	3,768	0	189,193	0	(190,000)	0	775,705	772,744
Asset Management Reserve	5,190,293	63,740	0	1,824,777	0	(3,741,911)	0	3,336,899	5,190,293
Banksia Park Reserve	209,270	124	0	128,950	0	(90,000)	0	248,344	209,270
City Infrastructure Reserve	1,360,526	5,064	0	0	0	(404,418)	0	961,172	1,360,526
Community Services & Emergency Relief Reserve	334,163	1,720	247	0	0	(200,000)	0	135,883	334,410
Contiguous Local Authorities Group Reserve	278,785	1,356	0	23,840	0	(38,800)	0	265,181	278,784.56
Employee Leave Reserve	2,946,683	0	0	0	0	0	0	2,946,683	2,946,683
Employee Vacancy Reserve	502,648	2,544	0	0	0	0	0	505,192	502,648
Family Day Care Reserve	1,040,525	6,020	0	0	0	(64,186)	0	982,359	1,040,525
Golf Course Cottage Reserve	29,557	148	0	0	0	0	0	29,705	29,557
Golf Club Maintenance Reserve	17,145	44	0	5,004	0	(5,004)	0	17,189	17,145
Information Technology Reserve	2,546,176	10,680	0	80,000	80,000	(1,385,000)	0	1,251,856	2,626,176
Plant and Equipment Replacement Reserve	378,327	2,880	0	920,050	117,366	(882,257)	0	419,000	495,693
Public Art Reserve	29,900	152	0	0	20,000	0	0	30,052	49,900
Public Open Space Reserve	320,613	0	0	0	0	0	0	320,613	320,613
Refuse Reserve	5,524,521	0	0	0	0	(184,178)	0	5,340,343	5,524,521
Renewable Energy Efficiency Reserve	34,354	172	0	16,535	0	(9,035)	0	42,026	34,354
Restricted Grants & Contributions Reserve	3,152,237	0	0	85,000	85,000	(2,186,822)	(460,000)	1,050,415	2,777,237
Settlement Agreement Reserve	168,670	856	0	0	0	0	0	169,526	168,670
Strategic Property Reserve	0	0	0	512,000	0	0	0	512,000	0
Workers Compensation Reserve	324,699	732	0	0	0	0	0	325,431	324,699
<b>Sub-Total Municipal Reserves</b>	<b>25,161,835</b>	<b>100,000</b>	<b>247</b>	<b>3,785,349</b>	<b>302,366</b>	<b>(9,381,611)</b>	<b>(460,000)</b>	<b>19,665,573</b>	<b>25,004,449</b>
<b>Developer Contribution Reserves</b>									
DCA 1 - Hard Infrastructure - Bertram	738,950	5,652	0	500,000	0	(14,410)	0	1,230,192	738,950
DCA 2 - Hard Infrastructure - Wellard	1,720,913	9,012	0	50,000	0	(14,410)	0	1,765,515	1,720,913
DCA 3 - Hard Infrastructure - Casuarina	0	0	0	6,000,000	0	(5,535,695)	0	464,305	0
DCA 4 - Hard Infrastructure - Anketell	1,194,025	5,420	408	3,200,000	0	(3,503,055)	0	896,390	1,194,433
DCA 5 - Hard Infrastructure - Wandl	972,057	4,436	223	500,000	0	(14,410)	0	1,462,083	972,280
DCA 6 - Hard Infrastructure - Mandogalup	753,955	2,564	0	400,000	0	(14,410)	0	1,142,109	753,955
DCA 7 - Hard Infrastructure - Wellard West	52,703	224	17	5,000	0	(14,410)	0	43,517	52,720
DCA 8 - Soft Infrastructure - Mandogalup	1,418,990	5,876	442	200,000	0	(14,410)	0	1,610,456	1,419,432
DCA 9 - Soft Infrastructure - Wandl/Anketell	12,810,629	58,108	4,376	5,000	0	(3,332,613)	0	9,541,124	12,815,005
DCA 10 - Soft Infrastructure - Casuarina/Anketell	197,221	920	69	5,000	0	(14,410)	0	188,731	197,291
DCA 11 - Soft Infrastructure - Wellard East	6,478,479	29,020	0	5,000	0	(14,410)	0	6,498,089	6,478,479
DCA 12 - Soft Infrastructure - Wellard West	9,488,144	42,468	0	5,000	0	(14,410)	0	9,521,202	9,488,144
DCA 13 - Soft Infrastructure - Bertram	269,075	1,184	89	5,000	0	(14,410)	0	260,849	269,164
DCA 14 - Soft Infrastructure - Wellard/Leda	813,783	3,708	279	5,000	0	(14,410)	0	808,081	814,062
DCA 15 - Soft Infrastructure - City Site	306,909	1,408	70	5,000	0	(14,410)	0	298,907	306,979
<b>Sub-Total Developer Contribution Reserves</b>	<b>37,215,834</b>	<b>170,000</b>	<b>5,974</b>	<b>10,890,000</b>	<b>0</b>	<b>(12,544,283)</b>	<b>0</b>	<b>35,731,551</b>	<b>37,221,807</b>
<b>Total Reserves</b>	<b>62,377,669</b>	<b>270,000</b>	<b>6,221</b>	<b>14,675,349</b>	<b>302,366</b>	<b>(21,925,894)</b>	<b>(460,000)</b>	<b>55,397,124</b>	<b>62,226,256</b>



NOTES TO THE STATEMENT OF FINANCIAL ACTIVITY  
FOR THE PERIOD ENDED 31 AUGUST 2021

NOTE 9  
OPERATING GRANTS AND CONTRIBUTIONS

Operating grants, subsidies and contributions	Contract Liability	Current Budget Revenue	Budget YTD Revenue	Actual YTD Revenue	Comments
Provider	\$	\$		\$	
<b>Governance</b>					
Local Government General Purpose Grant		994,876	617,482	120,870	Qtr 1 FY22 received June 2021.
Local Government General Purpose Grant - Roads		811,188	516,990	90,109	Qtr 1 FY22 received June 2021.
Non Rateable Property - Dampier to Bunbury Natural Gas Pipeline Corridor		175,000	0	0	
<b>Law, order, public safety</b>					
Department Fire and Emergency Services - ESL	0	191,030	0	0	
Department Fire and Emergency Services - ESL 2022	52,067	0	0	0	Qtr 1 FY22 received June 2021.
DFES Mitigation Activity Grant 20/21 Round 2	0	376,250	188,126	188,126	Round 1 received July 21.
<b>Health</b>					
Mosquito Management Contributions (CLAG)	0	21,840	3,640	3,900	
Department of Health - Larvicide	0	2,000	0	0	
<b>Education and welfare</b>					
Banksia Park Operating Cost Contribution	0	353,808	58,968	58,968	
Family Daycare - Mainstream Childcare Benefit Subsidy		2,640,000	440,000	391,207	
Family Daycare - Inclusion Subsidy Scheme		5,004	834	0	
In-Home Care - CCB Subsidy		900,000	150,000	140,661	
In-Home Care - Subsidy - Department of Communities		10,320	1,720	0	
Family Day Care Sustainability Grant	33,937	0	0	0	Unspent balance to be refunded.
NGALA My Time Program	0	10,560	2,640	3,344	
Operational Subsidy - Aboriginal Resource Worker		31,500	15,750	30,514	
Library Contributions and Donations		2,096	16	503	
Childrens Bookweek - CBC of Australia		1,100	1,100	1,100	
Youth Social Justice Program	0	174,000	43,500	44,690	
Youth Leadership and Development LYRIK		30,000	20,000	364	
Youth Intervention Program		20,000	20,000	0	
Youth Spaces Activation		5,000	0	0	
<b>Community amenities</b>					
PTA Bus Shelter Subsidy		10,000	0	0	
SMCC - BP Coastcare		10,000	0	0	
SMCC - Tronox Adopt a Beach		5,000	5,000	0	
SMCC - Suez/ProAlliance Adopt a Beach		5,000	5,000	0	
Greening fund	23,201	23,200	0	0	
<b>Recreation and culture</b>					
Shared Use Agreements		127,500	0	60,319	
Every Club Funding - Dept. Gaming and Waging		30,000	30,000	30,000	
Good Things Foundation Grant - Get Online Week		1,000	1,000	0	
Event Sponsorship		60,000	0	0	
Community Development Fund - Kwinana Industries Council		40,000	0	0	
DLGSC - Community Arts & Storytelling	25,537	0	0	0	
<b>Transport</b>					
Main Roads Annual Direct Grant		192,000	0	205,684	
Main Roads Street Light Subsidy		6,200	0	0	
Main Roads Maintenance Contribution		134,000	0	0	
<b>TOTALS</b>	<b>134,742</b>	<b>7,399,472</b>	<b>2,121,766</b>	<b>1,370,359</b>	

NOTES TO THE STATEMENT OF FINANCIAL ACTIVITY  
FOR THE PERIOD ENDED 31 AUGUST 2021

NOTE 10

NON-OPERATING GRANTS AND CONTRIBUTIONS

Non-operating grants, subsidies and contributions Provider	Unspent Funding Liability	Adopted Budget	Current Budget	Budget	Actual	Comments
		Revenue	Revenue	YTD Revenue	YTD Revenue	
	\$		\$		\$	
<b>Law, order, public safety</b>						
Department Fire and Emergency Services - Kwinana South VBFB extensions	349,800	699,600	699,600	0	0	
<b>Recreation and culture</b>						
Honeywood Oval - Sports Ground Clubroom - Dept. Local Government	0	400,000	400,000	0	0	
Local Government Canopy Grant Program - WALGA - Sulphur Road Tree Planting	18,480	36,960	36,960	0	0	
Calista Oval Jnr Bike Rd Safety Track - Dept. Local Government	350,000	0	350,000	0	0	
Cash in lieu of Public Art	20,000	0	0	0	0	
<b>Local Roads and Community Infrastructure Program - Round 1</b>						
Sloan House (1950s)	41,155	44,000	44,000	0	0	
<b>Local Roads and Community Infrastructure Program - Round 2</b>						
Darius Wells Library - electrical works	40,000	80,000	80,000	0	0	
Darius Wells - Ken Jackman Hall flooring	22,500	45,000	45,000	0	0	
John Wellard Community Centre - Repair solar panel connections	5,000	10,000	10,000	0	0	
Koorliny Arts Centre - air conditioner replacement	4,250	8,500	8,500	0	0	
Thomas Oval Pavilion (old) roof restoration	10,000	20,000	20,000	0	0	
Recquatic Centre - front admin east and reception area airconditioner replacement	33,500	67,000	67,000	60,000	0	
Zone Youth Centre - repaint basketball court	13,983	30,000	30,000	0	0	
<b>Transport</b>						
Perth Bicycle Network LG Grant - Gilmore Avenue Shared Path Stage 1 Design	146,520	425,000	425,000	0	0	
Kwinana Loop Trail	0	175,000	175,000	0	0	
<b>Local Roads and Community Infrastructure Program - Round 2</b>						
Footpaths - Gamble Place, Orelia	15,000	30,000	30,000	0	0	
Footpaths - Joiner Place, Parmelia	15,000	180,000	150,000	0	0	
Footpaths - Hunt Place (with Cowling Way), Parmelia	10,000	20,000	35,000	35,000	0	
Footpaths - Cowling Way (with Hunt Place ), Parmelia	25,000	50,000	55,000	55,000	0	
Footpaths - Mulligan Way, Orelia	0	0	55,000	0	0	
Footpaths - Waddingham Way (formerly Porter Garden, Leda)	30,000	60,000	60,000	0	0	
Footpaths - Pudney Place, Orelia	10,000	20,000	20,000	0	0	
Footpaths - Napoleon Way, Bertram	8,000	16,000	20,000	0	0	
Footpaths - Warrior Pass, Bertram	9,000	18,000	25,000	0	0	
Footpaths - Tranby Way, Bertram	12,500	25,000	30,000	0	0	
Footpaths - Ameer Cres, Bertram	11,500	23,000	25,000	0	0	
Footpaths - Trusty Way West, Bertram	7,153	14,306	14,306	0	0	
Footpaths - Roach Place	10,000	0	25,000	20,000	0	
Footpaths - Sub N Drain	14,750	0	22,000	22,000	0	
Roads - Sicklemore Road, Parmelia	430,000	760,000	760,000	0	0	
Roads - Summerton Road, Calista	21,646	50,000	50,000	0	0	
<b>Main Roads MRRG Funding</b>						
MRRG Road Renewals Gilmore Ave	0	300,557	300,557	0	119,288	
MRRG Road Renewals Wellard Road A	0	343,093	343,093	0	136,046	
MRRG Road Renewals Hope Valley	0	227,123	227,123	0	89,653	
<b>Roads to Recovery</b>						
Roads to Recovery Westcott Road	0	480,000	480,000	0	0	
<b>Blackspot</b>						
Blackspot - Wellard Road & Henley Boulevard Pre-Deflection	0	313,333	313,333	0	125,333	
<b>Community amenities</b>						
DCA 1 - Hard Infrastructure - Bertram	65,113	14,410	14,410	0	0	
DCA 2 - Hard Infrastructure - Wellard	1,427,235	14,410	14,410	0	0	
DCA 3 - Hard Infrastructure - Casuarina	0	5,535,695	5,535,695	0	0	
DCA 4 - Hard Infrastructure - Anketell	1,182,967	3,503,055	3,503,055	0	0	
DCA 5 - Hard Infrastructure - Wandii	1,499,723	14,410	14,410	0	0	
DCA 6 - Hard Infrastructure - Mandogalup	1,013,444	14,410	14,410	0	0	
DCA 7 - Hard Infrastructure - Mandogalup (west)	57,371	14,410	14,410	0	0	
DCA 8 - Soft Infrastructure - Mandogalup	1,655,111	14,410	14,410	0	0	
DCA 9 - Soft Infrastructure - Wandii / Anketell	11,266,164	3,332,613	3,332,613	0	0	
DCA 10 - Soft Infrastructure - Casuarina/Anketell	186,550	14,410	14,410	0	0	
DCA 11 - Soft Infrastructure - Wellard East	5,729,312	14,410	14,410	0	0	
DCA 12 - Soft Infrastructure - Wellard West	8,441,714	14,410	14,410	0	0	
DCA 13 - Soft Infrastructure - Bertram	174,169	14,410	14,410	0	0	
DCA 14 - Soft Infrastructure - Wellard / Leda	650,212	14,410	14,410	0	0	
DCA 15 - Soft Infrastructure - Townsite	325,797	14,410	14,410	0	0	
<b>TOTALS</b>	<b>35,359,619</b>	<b>17,515,755</b>	<b>17,975,755</b>	<b>192,000</b>	<b>470,320</b>	

Revenue is recognised upon meeting performance obligations (in-line with expenditure on DCA infrastructure).

**NOTES TO THE STATEMENT OF FINANCIAL ACTIVITY  
FOR THE PERIOD ENDED 31 AUGUST 2021**

**NOTE 11  
TRUST FUND**

Funds held at balance date over which the City has no control and which are not included in this statement are as follows:

Description	Opening Balance 1 July 2021	Amount Received	Amount Paid	Closing Balance 31 Aug 2021
	\$	\$	\$	\$
APU Security Bonds	21,434	500	0	21,934
Contiguous Local Authorities Group (CLAG)	5,161	0	0	5,161
Off Road Vehicles	0	0	0	0
Uncollected Vehicles	4,829	0	0	4,829
	<b>31,424</b>	<b>500</b>	<b>0</b>	<b>31,924</b>

**NOTES TO THE STATEMENT OF FINANCIAL ACTIVITY  
FOR THE PERIOD ENDED 31 AUGUST 2021**

**NOTE 12  
BUDGET VARIATIONS**

Amendments to original budget since budget adoption. Surplus/(Deficit)

Date	Description	Increase / (Decrease) to Net Surplus	Amended Budget Running Balance
<b>23/06/2021</b>	<b>Annual Budget adoption</b>	\$ 0	\$ 0
<b>14/07/2021</b>	<b>FY21 Carry Forward Projects</b>		
	Capital Expenditure - Buildings - Administration Building refurbishment	(165,000)	
	Brought forward surplus	165,000	0
	Capital Expenditure - Computing Infrastructure - City Website Project	(23,091)	
	Reserve Transfer - Restricted Grants and Contributions Reserve - City Website Project	23,091	0
	Capital Revenue - Sales Proceeds - Sale of P492- Fleet Vehicle	22,050	
	Reserve Transfer - Plant & Equipment Replacement Reserve	(22,050)	0
	Capital Expenditure - Plant & Equipment - Plant Replacement P531 - Toro Ride on Mower deck only	(5,440)	
	Reserve Transfer - Plant & Equipment Replacement Reserve	5,440	0
	Capital Expenditure - Plant & Equipment - Plant Replacement P114 - Tandem Axle Trailer	(14,750)	
	Capital Revenue - Sales Proceeds - Sale of P114 - Tandem Axle Tilt Trailer	2,000	
	Reserve Transfer - Plant & Equipment Replacement Reserve	12,750	0
	Capital Revenue - Sales Proceeds - Sale of P351 Mitsubishi Canter Truck	25,000	
	Reserve Transfer - Plant & Equipment Replacement Reserve	(25,000)	0
	Capital Expenditure - Plant & Equipment - Plant Replacement P557 - Mitsubishi Canter Truck	(99,610)	
	Capital Revenue - Sales Proceeds - Sale of P557 Mitsubishi Canter Truck	25,000	
	Reserve Transfer - Plant & Equipment Replacement Reserve	74,610	0
	Capital Revenue - Sales Proceeds - Sale of P223 Volvo Loader L70	80,000	
	Reserve Transfer - Plant & Equipment Replacement Reserve	(80,000)	0
<b>14/07/2021</b>	<b>Calista Oval Bike Track - State Government Grant</b>		
	Capital Expenditure - Reserve Development - Calista Oval Bike track	(350,000)	
	Non-Operating Grant - Other Liability - Department of Local Government, Sport and Cultural Industries	350,000	0
<b>28/07/2021</b>	<b>Carried forward Project - Councillors Lounge Furniture</b>		
	Capital Expenditure - Furniture & Equipment - Councillor Lounge furniture	(35,000)	
	Brought forward surplus	35,000	0
	<b>Reallocation of LRCI Round 2 funding</b>		
	Non-Operating Grant - LRCI 2	110,000	
	Capital Expenditure - Footpaths - Various LRCI 2 Projects	(110,000)	0
<b>11/08/2021</b>	<b>DFES Mitigation Grant</b>		
	Revenue - Operating Grant	296,250	
	Operating Expenditure - Consultancy - Fire & Emergency Management	80,000	0
	Operating Expenditure - Mitigation Works - Fire & Emergency Management	(376,250)	
<b>24/08/2021</b>	<b>Increase to Special Projects Officer role (OCM not required)</b>		
	Operating Expenditure - Salaries	(20,783)	0
	Operating Expenditure - Materials & Contracts	20,783	

## KEY TERMS AND DESCRIPTIONS

FOR THE PERIOD ENDED 31 AUGUST 2021

## NATURE OR TYPE DESCRIPTIONS

### REVENUE

#### RATES

All rates levied under the *Local Government Act 1995*. Includes general, differential, specified area rates, minimum rates, interim rates, back rates, ex-gratia rates, less discounts and concessions offered. Exclude administration fees, interest on instalments, interest on arrears, service charges and sewerage rates.

#### OPERATING GRANTS, SUBSIDIES AND CONTRIBUTIONS

Refers to all amounts received as grants, subsidies and contributions that are not non-operating grants.

#### NON-OPERATING GRANTS, SUBSIDIES AND CONTRIBUTIONS

Amounts received specifically for the acquisition, construction of new or the upgrading of identifiable non financial assets paid to a local government, irrespective of whether these amounts are received as capital grants, subsidies, contributions or donations.

#### REVENUE FROM CONTRACTS WITH CUSTOMERS

Revenue from contracts with customers is recognised when the local government satisfies its performance obligations under the contract.

#### FEES AND CHARGES

Revenues (other than service charges) from the use of facilities and charges made for local government services, sewerage rates, rentals, hire charges, fee for service, photocopying charges, licences, sale of goods or information, fines, penalties and administration fees. Local governments may wish to disclose more detail such as rubbish collection fees, rental of property, fines and penalties, other fees and charges.

#### SERVICE CHARGES

Service charges imposed under *Division 6 of Part 6 of the Local Government Act 1995*. *Regulation 54 of the Local Government (Financial Management) Regulations 1996* identifies these as television and radio broadcasting, underground electricity and neighbourhood surveillance services. Exclude rubbish removal charges. Interest and other items of a similar nature received from bank and investment accounts, interest on rate instalments, interest on rate arrears and interest on debtors.

#### INTEREST EARNINGS

Interest and other items of a similar nature received from bank and investment accounts, interest on rate instalments, interest on rate arrears and interest on debtors.

#### OTHER REVENUE / INCOME

Other revenue, which can not be classified under the above headings, includes dividends, discounts, rebates etc.

#### PROFIT ON ASSET DISPOSAL

Excess of assets received over the net book value for assets on their disposal.

### EXPENSES

#### EMPLOYEE COSTS

All costs associate with the employment of person such as salaries, wages, allowances, benefits such as vehicle and housing, superannuation, employment expenses, removal expenses, relocation expenses, worker's compensation insurance, training costs, conferences, safety expenses, medical examinations, fringe benefit tax, etc.

#### MATERIALS AND CONTRACTS

All expenditures on materials, supplies and contracts not classified under other headings. These include supply of goods and materials, legal expenses, consultancy, maintenance agreements, communication expenses, advertising expenses, membership, periodicals, publications, hire expenses, rental, leases, postage and freight etc. Local governments may wish to disclose more detail such as contract services, consultancy, information technology, rental or lease expenditures.

#### UTILITIES (GAS, ELECTRICITY, WATER, ETC.)

Expenditures made to the respective agencies for the provision of power, gas or water. Exclude expenditures incurred for the reinstatement of roadwork on behalf of these agencies.

#### INSURANCE

All insurance other than worker's compensation and health benefit insurance included as a cost of employment.

#### LOSS ON ASSET DISPOSAL

Shortfall between the value of assets received over the net book value for assets on their disposal.

#### DEPRECIATION ON NON-CURRENT ASSETS

Depreciation expense raised on all classes of assets.

#### INTEREST EXPENSES

Interest and other costs of finance paid, including costs of finance for loan debentures, overdraft accommodation and refinancing expenses.

#### OTHER EXPENDITURE

Statutory fees, taxes, allowance for impairment of assets, member's fees or State taxes. Donations and subsidies made to community groups.

## **18.2 Proposed disposition by way of Lease – Suite 12 – within Kwinana Technology Business Centre, 11 Stidworthy Way, Kwinana City Centre- Has Holdings Pty Ltd**

### **SUMMARY:**

HAS Holdings Pty Ltd (the applicant) are proposing to lease a Suite in the Kwinana Technology Business Centre at 11 Stidworthy Way for a period of 2 years with the option to extend as for a further 2 years, as shown in Attachment A.

The applicant is willing to pay the current market valuation for the lease term. City officers are supportive of the proposed disposition (lease) as the applicant's business aligns with the ongoing development of the Kwinana Industrial Area.

### **OFFICER RECOMMENDATION:**

#### **That Council:**

- 1. Give local public notice of the proposed disposition of Suite 12 within the 11 Stidworthy Way, Kwinana to HAS Holdings Pty Ltd in accordance with Section 3.58(3) of the *Local Government Act 1995*, for a period of 2 years with option to extend for a further 2 years.**
- 2. Advertise the proposed rent to be \$ 5,100 per annum as detailed in the valuation provided by McGees Property on the 20 August 2021.**
- 3. Subject to no objection to advertising authorise the CEO to execute the lease.**

### **DISCUSSION:**

The City of Kwinana (The City) is the owner of 11 Stidworthy Way, Kwinana City Centre.

HAS Holdings Pty Ltd is a water analysis company that has been in operation since 2016 and works with industrial processing companies to optimise their water use.

The suite which is the subject of the proposed lease agreement with the applicant is to be primarily used for office space. The space has been vacant for many years, however is in good order and does not require any capital works to be completed prior to occupancy.

A lease agreement is considered to be a disposition, and as such, must align with section 3.58 of the *Local Government Act 1995* (the Act). Options in regards to this disposition under the Act are Tender, Auction or Public Notice. City Officers recommend public notice as this is considered the optimal process for leasing the premises, given there is a proposed tenant.

This report seeks Council approval to give local public notice of the proposed disposition by way of lease of Suite 12 within 11 Stidworthy Way, Kwinana known as Kwinana Technology Business Centre to HAS Holding Pty Ltd as prospective lessee, for a period of 2 years plus a further 2 year option. If there are no objections during this period, the CEO will execute the lease, alternatively if objections are received a further report will be prepared for Council consideration.

**18.2 PROPOSED DISPOSITION BY WAY OF LEASE – SUITE 12– WITHIN KWINANA TECHNOLOGY BUSINESS CENTRE, 11 STIDWORTHY WAY, KWINANA CITY CENTRE- HAS HOLDINGS PTY LTD**

The proposed rental fee for the lease will be \$5,100 pa (excl GST), which is the value prescribed by a licenced valuer.

**LEGAL/POLICY IMPLICATIONS:**

*Local Government Act 1995 Section 3.58(3)* sets out the process for disposing of property. The Act states that a local government can dispose of property if, prior to disposing of said property, it gives local public notice of the proposed disposition and allowing a 2 weeks submission period.

**FINANCIAL/BUDGET IMPLICATIONS:**

The Local Public Notice will cost approximately \$200. The proposed new lease will generate income for the City.

**ASSET MANAGEMENT IMPLICATIONS:**

There are no asset management implications identified as a result of this report.

**ENVIRONMENTAL/PUBLIC HEALTH IMPLICATIONS:**

There are no environmental or public health implications identified as a result of this report.

**STRATEGIC/SOCIAL IMPLICATIONS:**

This proposal will support the achievement of the following outcome and objective detailed in the Strategic Community Plan and Corporate Business Plan.

Plan	Outcome	Objective
Strategic Community Plan	Outcome 2 - A resilient and thriving economy with exciting opportunities	2.1 Enable a thriving and sustainable local economy that supports and sustains quality jobs and economic opportunities

**COMMUNITY ENGAGEMENT:**

The proposed disposal will be advertised for 2 weeks as per the requirements of the *Local Government Act 1995 Section 3.58(3)(iii)*.

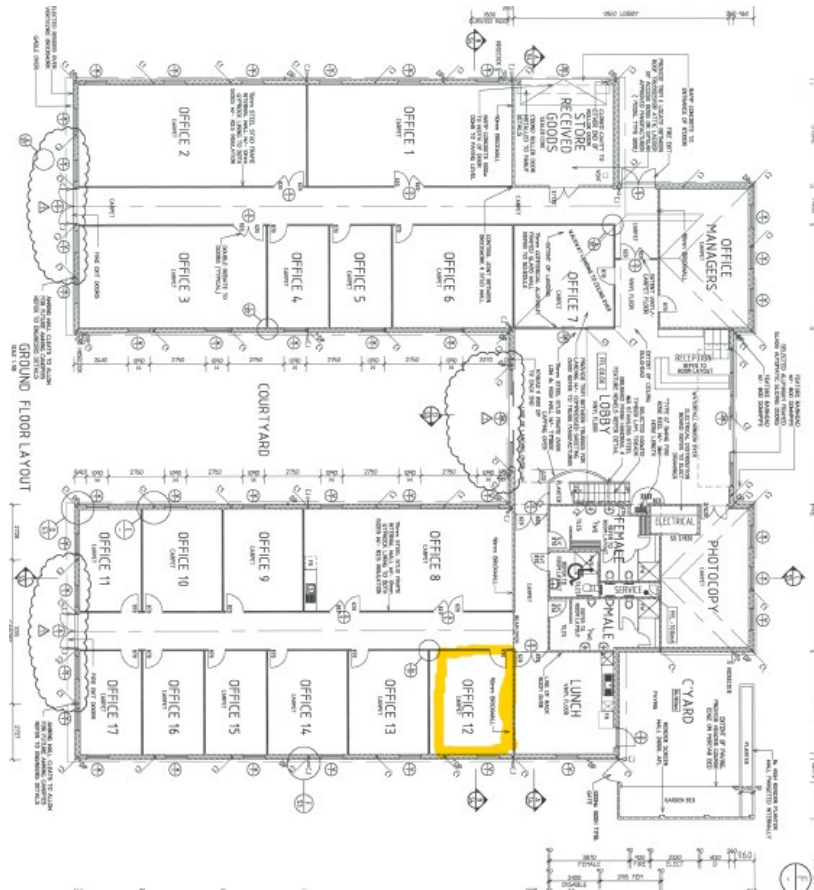
# Attachment A

## Site Plan:



**Subject Property**

## Floor Plan:





### 18.3 Budget Variations

#### SUMMARY:

To amend the 2021/2022 budget to reflect various adjustments to the General Ledger with nil effect to the budgeted surplus position as detailed below.

#### OFFICER RECOMMENDATION:

**That Council approves the required budget variations to the Current Budget for 2021/2022 as follows.**

ITEM #	DESCRIPTION	CURRENT BUDGET	INCREASE/ DECREASE	REVISED BUDGET
1	Capital Expenditure – Plant & Equipment - Replacement of Plant 351 Mitsubishi Canter Truck	Nil	(135,050)	(135,050)
	Reserve Transfer – Plant & Equipment Replacement Reserve	(25,000)	135,050	110,050

**NOTE: AN ABSOLUTE MAJORITY OF COUNCIL IS REQUIRED**

#### DISCUSSION:

##### Budget Variations:

ITEM #	DESCRIPTION	CURRENT BUDGET	INCREASE/ DECREASE	REVISED BUDGET
1	Capital Expenditure – Plant & Equipment - Replacement of Plant 351 Mitsubishi Canter Truck	Nil	(135,050)	(135,050)
	Reserve Transfer – Plant & Equipment Replacement Reserve	(25,000)	135,050	110,050

A budget variation is required to allow for the delay in purchasing an item of plant & equipment in the 2021/2022 financial year – Plant 351 Mitsubishi Canter Truck.

The purchase of Plant 351 Mitsubishi Canter Tip Truck was originally budgeted in 2020/2021 but the truck was not received until July 2021. It is proposed that the remaining amount, minus sale proceeds, is to be transferred from the Plant & Equipment Replacement Reserve as budgeted in the 2020/2021 financial year. The sale of Plant 351 Mitsubishi Canter Tip Truck had previously been re-budgeted at OCM 14 July 2021.

**18.3 BUDGET VARIATIONS****LEGAL/POLICY IMPLICATIONS:**

The *Local Government Act 1995* Part 6 Division 4 s 6.8 (1) requires the local government not to incur expenditure from its municipal fund for an additional purpose except where the expenditure-

(b) is authorised in advance by resolution\*

“additional purpose” means a purpose for which no expenditure estimate is included in the local government’s annual budget.

\*requires an absolute majority of Council.

**FINANCIAL/BUDGET IMPLICATIONS:**

The financial implications are detailed in this report.

**ASSET MANAGEMENT IMPLICATIONS:**

The allocation of funds towards the upgrading and purchase of City assets will be included in the City’s Asset Management Strategy.

**ENVIRONMENTAL/PUBLIC HEALTH IMPLICATIONS:****Public Health Implications:**

There are no implications on any determinants of health as a result of this report.

**STRATEGIC/SOCIAL IMPLICATIONS:**

This proposal will support the achievement of the following outcome and objective detailed in the Corporate Business Plan.

Plan	Outcome	Objective
Corporate Business Plan	Visionary leadership dedicated to acting for its community	5.1 Model accountable and ethical governance, strengthening trust with the community

**COMMUNITY ENGAGEMENT:**

There are no community engagement implications as a result of this report.

## 18.4 Accounts for payment for the month ended 31 August 2021

### SUMMARY:

The purpose of this report is to present to Council a list of accounts paid under delegated authority for the month ended 31 August 2021, as required by the *Local Government (Financial Management) Regulations 1996*.

### OFFICER RECOMMENDATION:

#### That Council:

1. **Accepts the list of accounts, totalling \$6,003,837.85, paid under delegated authority in accordance with Regulation 13(1) of the *Local Government (Financial Management) Regulations 1996* for the period ended 31 August 2021, as detailed within Attachment A.**
2. **Accepts the detailed transaction listing of credit card expenditure paid for the period ended 31 August 2021, as detailed within Attachment B.**

### DISCUSSION:

Council has delegated, to the Chief Executive Officer, the exercise of its power to make payments from the City's Municipal and Trust funds. In accordance with Regulation 13 of the *Local Government (Financial Management) Regulations 1996* a list of accounts paid is to be provided to Council, where such delegation is made.

The following table summarises the payments for the period by payment type, with full details of the accounts paid contained within Attachment A.

<b>Payment Type</b>	<b>Amount (\$)</b>
Automatic Payment Deductions	\$ 35,694.09
Cheque Payments #201065 to #201067	\$ 185.16
EFT Payments #4232 to #4242	\$ 4,543,201.62
Payroll Payments 08/08/21 and 22/08/21 and Interim Payroll Payment 10/08/21	\$ 1,424,756.98
<b>Total Attachment A</b>	<b>\$ 6,003,837.85</b>

Contained within Attachment B is a detailed transaction listing of credit card expenditure paid for the period ended 31 August 2021. This amount is included within the total payments, listed above.

### LEGAL/POLICY IMPLICATIONS:

Regulation 13 of the *Local Government (Financial Management) Regulations 1996* states:

13. *Payments from municipal fund or trust fund by CEO, CEO's duties as to etc.*
  - (1) *If the local government has delegated to the CEO the exercise of its power to make payments from the municipal fund or the trust fund, a list of accounts paid by the CEO is to be prepared each month showing for each account paid since the last such list was prepared —*

**18.4 ACCOUNTS FOR PAYMENT FOR THE MONTH ENDED 31 AUGUST 2021**

- (a) *the payee's name; and*
  - (b) *the amount of the payment; and*
  - (c) *the date of the payment; and*
  - (d) *sufficient information to identify the transaction.*
- (2) *A list of accounts for approval to be paid is to be prepared each month showing*
- (a) *for each account which requires council authorisation in that month —*
    - (i) *the payee's name; and*
    - (ii) *the amount of the payment; and*
    - (iii) *sufficient information to identify the transaction;*  
*and*
  - (b) *the date of the meeting of the council to which the list is to be presented.*
- (3) *A list prepared under subregulation (1) or (2) is to be —*
- (a) *presented to the council at the next ordinary meeting of the council after the list is prepared; and*
  - (b) *recorded in the minutes of that meeting.*

**FINANCIAL/BUDGET IMPLICATIONS:**

There are no financial implications that have been identified as a result of this report.

**ASSET MANAGEMENT IMPLICATIONS:**

There are no asset management implications that have been identified as a result of this report.

**ENVIRONMENTAL/PUBLIC HEALTH IMPLICATIONS:**

There are no implications on any determinants of health as a result of this report.

**STRATEGIC/SOCIAL IMPLICATIONS:**

This proposal will support the achievement of the following outcome and objective detailed in the Corporate Business Plan.

Plan	Outcome	Objective
Corporate Business Plan	Visionary leadership dedicated to acting for its community	5.1 Model accountable and ethical governance, strengthening trust with the community.

*18.4 ACCOUNTS FOR PAYMENT FOR THE MONTH ENDED 31 AUGUST 2021*

**COMMUNITY ENGAGEMENT:**

There are no community engagement implications as a result of this report.

# Payment Listing

Payments made between 01/08/2021 and 31/08/2021

Payee	Invoice	Description	Amount
<b>Automatic Deductions</b>			
Go Go On-Hold Pty Ltd	00050706	Messages on hold service August 2021	198.00
Commonwealth Bank	030821A	Credit card Functions Officer to 030821	553.69
Commonwealth Bank	030821C	Credit card Manager Economic Development and Advocacy to 030821	395.00
Commonwealth Bank	030821D	Credit card Director City Development and Sustainability to 030821	664.60
Commonwealth Bank	030821E	Credit card Manager Customer and Communications to 030821	1,266.86
Commonwealth Bank	030821F	Credit card Director City Infrastructure to 030821	1,135.87
Commonwealth Bank	030821G	Credit card Director City Engagement to 030821	362.96
Commonwealth Bank	030821H	Credit card Rates Coordinator to 030821	1,149.50
Commonwealth Bank	030821I	Credit card Manager Human Resources to 030821I	1,955.31
Commonwealth Bank	030821B	Credit card Executive Assistant to 030821	149.85
BP Australia Pty Ltd	11667332	Fleet Fuel 010721 to 310721	15,959.44
iinet Technologies Pty Ltd	127788868	Monthly internet charges various locations	589.93
Windcave Pty Ltd	1759521	Monthly service fees July 2021	105.07
Ampol Australia Petroleum Pty Ltd	0301962220	Fleet Fuel 010721 to 310721	7,835.11
Fines Enforcement Registry	28056775	Lodgement fee for infringements	556.50
Wright Express Australia Pty Ltd	69	Fleet Fuel 010721 to 310721	734.22
iinet Technologies Pty Ltd	714318940	Monthly internet charges various locations	79.99
Commonwealth Bank	445995554	Bank confirmation letter for 2020/2021	60.00
OverDrive, Inc	CD0361621182170	Overdrive content credit for ebooks	1,822.21
TPG Internet Pty Ltd	I270160357	Kwinana South Station internet connection	59.99
TPG Internet Pty Ltd	I270574177	Mandogalup Station internet connection	59.99
<b>Total Automatic Deductions</b>			<b>-35,694.09</b>
<b>Cheques</b>			
City Of Kwinana - Pay Cash	300721 - Library	Petty cash recoup to 300721 - Library	48.85
City Of Kwinana - Pay Cash	060821Recquatic	Petty cash recoup to 060821 - Recquatic	60.95
Commissioner of State Revenue	A15308	Refund of ESL rebate paid in error A15308	75.36
<b>Total Cheques</b>			<b>-185.16</b>
<b>EFT</b>			
EFT TRANSFER: - 04/08/2021			48,016.20
Bright Futures Family Day Care - Pa	260721 to 010821	FDC Payroll 260721 to 010821	32,050.17
Bright Futures In Home Care - Payro	260721 to 010821	IHC Payroll 260721 to 010821	15,966.03
EFT TRANSFER: - 05/08/2021			942,635.56

# Payment Listing

Payments made between 01/08/2021 and 31/08/2021

Payee	Invoice	Description	Amount
Web Track	INV-6260	Remove and refit tracking unit GPS	275.00
FE Technologies Pty Ltd	1009817	RFID tags for Library	539.00
Summers Consulting	INV-974	Mosquito monitoring July 21	1,012.00
Retech Rubber	00003337	Repairs to Thomas Oval playground	324.50
Samantha Guisekina Murray	1890614	Refund bond on Tuart Room	1,000.00
All Ages First Aid Training	3012020500143738	First aid training course 180821	234.00
Perlex Holdings	c9825	Hire of popcorn machine for Koorliny movie night	330.00
Oban Group Pty Ltd	26879	Commercial doors to entrance at Recquatic Centre	6,811.20
Port Printing Works	INV069124	Pioneer application forms x 1000	221.98
Outback Handyman	3091	Banksia V18 repairs to bifold door	234.30
OneMusic Australia	151740	Annual music licence for Recquatic Centre 21/22	17,843.88
Sonic Health Plus	2396986	Pre-employment medical assessment 300721	198.00
	2396985	Pre-employment medical assessment 290721	325.60
Pool Robotics Perth	21-00001502	Automatic pool cleaner for Recquatic Centre	6,021.68
Turf Care WA Pty Ltd	INV-3444	Supply and apply fertiliser at various parks	1,381.95
AAA Asphalt Surfaces	00006633	Pallet of coldmix for various sites	2,255.00
City of Kwinana Employee	27JULY21	Payment of principal from Christmas Saver	1,530.00
Julia Kay Wallis	2021-2022-005	Oral history transcripts x 3	157.50
Sara's Patisserie	19	Hot drinks for 'Cuppa with a Cop' Initiative	150.00
WA Carmax Pty Ltd	R111301344	2021 Isuzu D-MAX space cab 4x4 auto	41,088.70
Rockingham Betta Electrical & Gas	32410028310	Banksia Park V15 supply new elevated gas cooker	2,377.00
	32410028363	Banksia Park V60 supply new elevated gas cooker	2,377.00
Nightlife Music Pty Ltd	590197	Monthly payment for music at Recquatic Aug 21	517.00
	585355	Monthly payment for music at Recquatic July 21	517.00
Burson Automotive Pty Ltd	115587599	Service filter kits for various plant items	933.60
	115600029	Service filter kits for various plant items	562.75
	115599831	Items for workshop	118.53
	115637021	Gem compact UHF radio	369.60
	115623164	Kincrome battery operated engraver	43.95
Mackie Plumbing and Gas Pty Ltd	199336	Callistemon U61 replace laundry taps	268.32
	199316	Banksia V6 repair toilet cistern	424.86
	199395	Banksia V2 remove heater from gas bayonet	107.77
	199378	Banksia V1 repair leak in kitchen sink cupboard	161.64
	199345	Banksia V2 relight and test hot water system	74.44
	198980	Repairs to water leak on tap at Animal Services	981.53
	199322	Reinstate drink fountain at The Edge Skate Park	192.75
	199333	Inspect leaking zip tap at John Wellard Community	93.05
	199334	Replace cistern at Chisham Oval toilets	940.70
	199337	Repairs to hot water system at Recquatic Centre	327.19
Landmark Engineering & Design T/As	00009814	Vasse outdoor seating	2,139.50
Australian HVAC Services Pty Ltd	62107	Repairs to chiller in hydrotherapy area	231.00
Infocouncil Pty Ltd	INFO-2021298	Infocouncil Implementation consultant travel fees	3,271.66
Anna Kelly	210604	Bertram Penguin hunt for Bertram Place plan	320.00
	210701	Bertram Penguin Hunt feedback of activity entries	160.00
Satellite Security Services	IV011894	Inspect alarm at Administration Building	155.00
Veraison Training and Development	INV-0757	Leadership Program project	24,849.00
The Patio Factory	D149951	Install freestanding patio at Depot	1,490.00
Palm Lakes Garden and Landscape Ser	7012	Relay bullnose on stairs at Bertram Community Centre	1,540.00

# Payment Listing

Payments made between 01/08/2021 and 31/08/2021

Payee	Invoice	Description	Amount
	7004	Remove damaged wall at Bright Futures	550.00
Georgina Elizabeth Holst	28July21	Gift cards for Kwinana Photo competition	120.00
Annette Carmichael Projects	381	Chorus 2022 sponsorship final contribution	5,500.00
Kay Michelle Dale	14July21	Balance of refund for BSL	9.59
Hydraulink Australia Pty Ltd	818395	Water hose repair depot pressure cleaner	173.54
SL Wellness	22/7/21-29/7/21	Group fitness instructor fee for classes	206.41
Asbestos Masters WA	0001	Asbestos removal from De Haer Road and Robbins Retreat	770.00
Unicorn Group Australia Pty Ltd T/A	117589	Replacement tray for P402	1,600.00
Major Breakthroughs	000011	Facilitation of goal setting and planning session	200.00
Nina Rose Willoughby	034	Holiday Tik Tok workshop for the Zone	200.00
Shoalwater Settlements	29July21	Refund for duplicate payment of Hazard Reduction	253.00
Paul Anthony Costanzo	19July2021	Partial refund of dog registration ID 30883	77.50
Mercedita Garcia	1880573	Refund bond on Ken Jackman Hall	2,000.00
Lecil Pickin	1886663	Refund bond on Tuart Room	1,000.00
Cassandra Margaret Pannowitz	1887836	Refund bond on Hovea Room	1,000.00
St John Ambulance Australia (WA) In	FAINV00857553	First aid training 210621	128.00
Sunny Sign Company Pty Ltd	461625	Signs for Kwinana Spectacles	222.75
Toll Transport Pty Ltd	0423-T221490	Courier charges 070721	13.84
	0424-T221490	Courier charges 150721	13.05
Waste Stream Management Pty Ltd	00429514	Tipping fees July 21	231.00
Water Corporation of Western Austra	9021870831Jul21	1043U Moonstone Park	2,691.98
	9021554601Jul21	7U Heywood Action Park	18.07
	90215511329Jul21	1U Boyne Park	5.16
	9018600726Jul21	21U Wellard Community Centre	1,675.95
	9021239484Jul21	0U Ryhill Cres drink fountain	48.55
	9011593586Jul21	Recquatic annual trade waste permit	423.59
	9014096921Jul21	5U Wellard Pavilion	502.54
Westbooks	323347	Books as per customer requests for Library	46.60
	323346	Books as per customer requests for Library	31.06
	323344	Books as per customer requests for Library	494.57
	323348	Books as per customer requests for Library	58.23
	323345	Books as per customer requests for Library	14.79
Kyocera Document Solutions Australi	90276080	Copy costs Family Day Care July	71.15
	90276081	Copy costs Depot Admin July	56.07
	90276082	Copy costs Admin Finance July	3,084.73
	90276083	Copy costs Admin CSO July	134.51
	90276084	Copy costs Library public	54.81
	90276085	Copy costs Recquatic July	196.93
	90276086	Copy costs Depot July	67.68
	90276087	Copy costs Records July	1,854.19
	90276088	Copy costs John Wellard public July	14.78
	90276089	Copy costs Darius Reception July	19.75
	90276090	Copy costs William Bertram public July	28.93
	90276091	Copy costs Zone Downstairs July	23.39
	90276092	Copy cost John Wellard July	71.69
	90276093	Copy costs Banksia Park July	87.05
	90276094	Copy costs William Bertram July	12.78
	90276095	Copy costs Creche July	71.79
	90276096	Copy costs Depot Mechanics July	18.70
	90276097	Copy costs Volunteer Centre July	39.42
	90276098	Copy costs Recquatic Front Counter July	20.76



# Payment Listing

Payments made between 01/08/2021 and 31/08/2021

Payee	Invoice	Description	Amount
	90276072	Copy costs Incubator July	566.52
	90276073	Copy costs City Leadership Team July	1,244.61
	90276074	Copy costs Library Staff July	175.86
	90276075	Copy costs Community Centre Team July	23.43
	90276076	Copy costs Zone Multimedia Room July	21.63
	90276077	Copy costs Admin Planning July	529.62
	90276078	Copy costs Zone Staff July	24.48
	90276079	Copy costs Admin Governance July	420.24
Taylor Tyres Pty Ltd	24294	Tyres fitted x 4	1,892.00
Synergy	473346610Jul21	465U Wellard Park	207.55
	856518550Aug21	Decorative lighting	2,725.17
	792417950Aug21	Street lighting	118,186.83
Prestige Catering & Event Hire	INV-2928	Catering 280721	546.20
ZircoData Pty Ltd	ZDW0186651	Offsite storage pick up and retrieval to 250721	937.72
Bunnings Building Supplies	2163/00115764	Banksia Park plants for gardens	294.96
	2163/99845366	Industrial drying fan for water damage	680.20
	2163/01681322	Cement for Hunt Place and Sandringham Park	59.76
	2163/01565150	Carpet adhesive for the Zone	37.98
Sigma Chemicals	149602/01	Recquatic pool chemicals	732.38
Wilson Security Pty Ltd	W00280137	Callistemon Court security patrols July 21	889.19
Bolinda Publishing Pty Ltd	235564	Audiobooks for Library	242.22
PFD Food Services Pty Ltd	KZ217890	Items for Recquatic Cafe Splash	533.85
Marketforce Pty Ltd	39730	Tender advert West Australian 030721	577.58
	39731	Tender advert West Australian 240721	609.66
Bertram Primary School	1870625	Refund bond on Boronia Room	200.00
Department of Child Protection & Fa	370257	Refund bond on Orelia Pavilion	200.00
West Coast Shade	00011286	Repair shade sails to various parks	2,365.00
St Vincent's School	359854	Refund bond on Wellard Pavilion	300.00
BullAnt Security Pty	10209917	Supply twin key set	32.28
	10210350	Supply twin key set	68.50
Coastline Mowers	28937#7	132 Ball bafflers for spray tanks	1,117.80
	29034#5	Diamond blade concrete and asphalt cutter	1,903.35
KLMedia Pty Ltd	1150624	DVD's for Library	175.19
Eclipse Soils Pty Ltd	KWIN01R044392	General waste tipping Gilmore Ave	715.00
KAJ Installations & Services	00007757	V15 Banksia Park service garage roller door	120.00
Bladon WA Pty Ltd	BWAI48229	Promotional equipment for the Zone	1,538.39
MRP General Pest/Termite Division 4	101918	Pest control Administration Building	139.70
Infiniti Group	532151	Consumables for Recquatic	502.48
Winc Australia Pty Ltd	9036631061	Stationery for Library	382.93
	9036653459	Stationery for Procurement	527.69
Advanced Traffic Management (WA) Pt	00148412	Traffic management Gilmore Ave	1,485.41
	00148483	Traffic management Wellard Road	1,025.16
Kennards Hire Rockingham - Generato	22799360	Blower for carpet damage at John Wellard	463.65
	22815368	Hire of hammer demolition	92.73
T J Depiazzi & Sons	116036	50m3 of pinebark mulch to Depot	3,491.40
Complete Office Supplies Pty Ltd	10294012	Stationery for The Zone	173.54
	10288220	Stationery for Library	283.94
Peter Carnely Anglican School P & F	03August21	Cancellation of hire Medina Hall 300621	135.40
Landgate	1102608	Landgate title search fees for June 21	907.80

# Payment Listing

Payments made between 01/08/2021 and 31/08/2021

Payee	Invoice	Description	Amount
Big W	176475	Items for Animal Services	108.90
LGISWA	100-143808	2021/2022 Property insurance 1st instalment	93,685.90
	100-142364	2021/2022 Motor vehicle and plant insurance	101,715.77
	100-143590	2021/2022 Workers compensation insurance 1st instalment	139,261.81
	100-142361	2021/2022 Bushfire insurance	10,132.32
	100-142362	2021/2022 Commercial crime and cyber liability insurance	36,365.29
	100-142363	2021/2022 Management liability insurance	45,651.85
	100-143457	2021/2022 Public liability insurance	105,330.80
	100-143744	2021/2022 Corporate travel insurance	825.00
	100-143788	2021/2022 Personal accident insurance	467.50
Tony Aveling & Associates Pty Ltd	I0055392	Safety and Health representative introductory course	990.00
Master Lock Service	00008056	Banksia Park V25 repairs to security door locks	135.00
Accord Security Pty Ltd	00026011	Alarm attendance for various facilities July 21	874.50
Rockypest Pest Management	INV-00034712	Termite inspection Banksia and Clubhouse	9,152.00
ECO Imports Pty Ltd	SI-145536	Giant games for Youth Engagement	460.00
LJ Hooker Kwinana	1.8	Rates Refund	409.91
ALSCO Pty Ltd	CPER2152079	Linen hire for Council dinners	81.07
Plants & Garden Rentals	00016885	Plant hire Darius Wells Resource Centre August 21	198.00
Imagesource Digital Solutions	458223	Coreflute A frame inserts	242.00
Woolworths Group Limited	93127729	Items for Cafe Splash	122.38
	4139693	Items for movie night at the Zone	79.60
	4081258	Items for the Zone	53.28
	4081260	Items for Little Reccers Creche	83.00
	94096704	Items for Administration Building	100.80
	4139678	Items for Cafe Splash	21.00
	94085723	Items for City Operations Team	127.11
	4081271	Supplies for Bright Futures	36.00
	4081270	Supplies for Bright Futures	127.81
Elexacom	114630	Repairs to lights at The Edge Skate Park	367.35
	114629	Replace power point at Adventure Park	194.43
	114627	Emergency evacuation testing the Zone	269.50
	114626	Inspect courts at the Zone for lighting	38.50
	114714	Investigate lighting at The Strand	396.00
	114708	Repairs to lights at Recquatic Centre	422.17
	114670	Remove downlights at Cafe Splash	2,346.58
	114632	Inspections of powerpoints at Trade Centre	306.34
Lester Blades Pty Ltd	LB302568/2	External recruitment for City Director	9,350.00
Green Skills Inc / Ecojobs	P2561	Hire of personnel for Horticultural team 160721	3,442.23
	P2560	Hire of personnel for Horticultural team 160721	3,875.70
Gregs Glass	11668	Install glass lip to Darius Wells and Recquatic	540.00
	11832	Replace light at John Wellard Community Centre	460.00
Sprayking WA Pty Ltd	00002036	Weed control in culverts at various locations	1,898.23
	00002037	Weed control within streetscapes various locations	3,228.11
	00002038	Weed control various locations	13,097.97
Labourforce Impex Personnel Pty Ltd	175448	Temp staff week ending 010821	1,997.50
Harmony Software	000023474	Annual Subscription for Bright Futures & IHC 2021/2022	2,054.00
Heatley Sales Pty Ltd	C995009	Uniforms for City Operations Team	407.11
Jon Lennon Entertainment	723	Deposit for Local Organisation event	200.00
Sports Power Kwinana	290721	Netballs x 2 for Recquatic Centre	99.98
	230721	Ball pumps for the Zone	13.98
Fremantle Multicultural Centre	657131	Refund bond for hire of hot desk	300.00

# Payment Listing

Payments made between 01/08/2021 and 31/08/2021

Payee	Invoice	Description	Amount
EEO Specialists	1247	Grievance Officer Workshop 280721	2,893.00
Kwinana Veterinary Hospital Pty Ltd	147495	Animal Services	65.00
	147059	Animal Services	65.00
	151599	Animal Services	100.00
GreenLite Electrical Contractors Pt	454	Install new pump at Wells Park	16,377.23
	554	Repairs to pump at Prince Regent Park	181.94
	504	Install new pump to Harry McGuigan Park	4,075.39
	517	Site visit to Harry McGuigan Park	138.60
Kwinana Early Years Services	INV-0320	Kwinana community funding program Kids in Nature	2,424.40
Les Mills Australia	1143876	Les Mills licence fee July 21	982.37
	1146160	Les Mills licence fee Aug 21	786.72
Majestic Plumbing	239564	Inspection of gutters Darius Wells	528.00
Lo-Go Appointments	00424113	Temp staff week ending 240721	419.99
Local Government Professionals	23012	2021/2022 Local Government membership	2,200.00
Local Health Authority Analytical	MA2021 070	Analytical Services 2020/2021	11,855.10
Charles Service Company	00034050	Cleaning various locations July 21	706.66
Sanyati Property Services	INV-05445	Professional cleaning of electronic equipment	528.00
Barbara Joyce Danks	1.8	Rates Refund	1,031.89
Matthew James Rowse	30July21	Reimbursement for Neighbourhood Watch conference	637.00
Medina Primary School	384397	Bond Refund Medina Hall	300.00
EFT TRANSFER: - 11/08/2021			50,844.91
Bright Futures Family Day Care - Pa	020821 to 080821	FDC Payroll 020821 to 080821	37,202.02
Bright Futures In Home Care - Payro	020821 to 080821	IHC Payroll 020821 to 080821	13,642.89
EFT TRANSFER: - 12/08/2021			861,109.60

# Payment Listing

Payments made between 01/08/2021 and 31/08/2021

Payee	Invoice	Description	Amount
Web Track	INV-6265	Install GPS to KWN2162	275.00
Tutt Bryant Hire Pty Ltd	5119505	Hire of smooth drum roller Wellard	116.50
Timothy Marc Molnar-Hammond	2.0	Rates Refund	600.00
Parks And Leisure Australia	W17181	Training and development Parks and Leisure	297.00
Living Turf	69900/01	Soil analysis testing at various ovals	643.50
Bang the Table Pty Ltd	INV-3406	Annual Engagement HQ Licence	29,370.00
Netstar Australia Pty Ltd	120308	5 x GPS units and subscriptions	1,397.00
Kleenheat	4497785	Gas charges to 210721 various locations	8,592.30
Sonic Health Plus	2403619	Pre-employment medical assessment 030821	198.00
	2403618	Pre-employment medical assessment 060821	325.60
	2402587	Pre-employment medical assessment 040821	198.00
Turf Care WA Pty Ltd	INV-3339	Install surface lawn to Peace Park	4,419.80
Holcim (Australia) Pty Ltd	9407650422	N25 14mm GP Concrete for Depot bay	416.24
Austraffica WA	1409	Traffic management Gilmore Ave and Chisham Ave	3,432.00
Red Oxygen Pty Ltd	C100206490-53461	Licence and message charges 270521 to 260621	45.32
Burson Automotive Pty Ltd	115850435	Workshop consumables for Depot	442.65
	115861519	Workshop consumables for Depot	180.95
	115767196	Retracta reel for City Operations Team	585.20
	115803365	Workshop consumables for Depot	252.23
	115715636	Rubber matting for Depot	589.60
	115668760	Alternator and fuses for Depot	316.69
Mackie Plumbing and Gas Pty Ltd	199431	Callistemon U48/U49 emergency unblock drains	293.30
	199426	Callistemon U4 replace shower head	126.65
	199428	Callistemon U45 install new turn wall to tap	515.84
	199434	Banksia V65 investigate water hammers	305.61
	199449	Repairs to water leak at Depot	532.13
	199421	Repair leaking water meter Moonstone Parkway	261.23
	199427	Serviced sewer pit at Kwinana Bowling Club	510.00
	199429	Install new 25mm pressure valve at Darius Wells	814.00
	199432	Repair hot water system at Leda Hall	130.26
	199433	Install new heavy duty control box at Recquatic	902.00
	199477	Banksia V57 investigate hot water system	288.86
	199479	Banksia V57 install hot water system	2,259.88
	199484	Banksia V15 repair gas leak	765.78
As Clean As A Whistle	00000777	Banksia Park Clubhouse and Office cleaning July 2021	819.50
Australian HVAC Services Pty Ltd	62339	Clean indoor coil and fan barrel at Darius Wells	511.50
	62358	Reset airconditioning unit at Darius Wells	358.60
Shane McMaster Surveys	Kwin318	Road reserve survey pickup Challenger Ave	1,100.00
TK 11 Pty Ltd	17June2021	Speaking engagement Lyrik Awards 160621	1,100.00
Fair Play Sports & Outdoor Pty Ltd	33144	Indoor netballs x 6 for Recquatic Centre	264.00
Wrong Fuel Rescue Pty Ltd	35166	Wrong fuel recovery services 1GYB586	453.47
Sharon Marshall-Curtis	CK004	Aqua group fitness instructor for Recquatic	176.91
Nordic Fitness Equipment	NFE-002912SF	Antibacterial wipes for Recquatic Gym	297.00
Bullivants Pty Ltd	DMI401106145	Chain for new trailer	1,470.79
Asbestos Masters WA	0011	Asbestos removal from Kwinana Beach parking area	440.00
Woolworths Group Open Pay	TXN125093	Items for Moorditj Kulungars	24.91
Jessie Louise Burke	02August21	Refreshments for Kwinana Club Network July	148.75
James Matthew Parry	03August2021	Refund duplicate payment inv 50913	150.00
Lauren Willmott	05August2021	Swimming lesson refund	61.76

# Payment Listing

Payments made between 01/08/2021 and 31/08/2021

Payee	Invoice	Description	Amount
Daniel David Carter	02August2021	Refund 360L recycle bin upgrade fee	50.00
Sharni Louise Morrison	22July2021	Crossover subsidy rebate	250.00
Alexander Luke Bletchly	29 July 2021	Crossover subsidy rebate	375.00
Emmaculate Ngum Sake	1886197	Bond refund	1,000.00
Living Spirit	1886885	Bond refund	300.00
Koorliny Arts Centre	349097	Bond refund	1,000.00
Services Australia	CRN602366771X	Refund CRN:602366771X	24.01
Martin Jonathon Doucet	2.0	Rates Refund	2,000.00
Craig David Hancox	2.0	Rates Refund	5,000.00
Gerhard Bredekamp	2.0	Rates Refund	432.32
St John Ambulance Australia (WA) In	FAINV00855254	First aid training 230721	128.00
Premier & Cabinet Department of	1000982	Advertising cost in Government Gazette	93.60
Sunny Sign Company Pty Ltd	461188	Street sign for Broadwater Ave	156.75
Telstra	9385375010Aug21	Internet and data to 250821	2,491.62
	1170168000Jul21	Usage to 160721 corporate phone account	38,927.10
	1355246271Jul21	Mobile device whole organisation July 21	11,507.88
The Good Guys	S0920532484	Banksia Clubhouse vacuum cleaner	499.00
Toll Transport Pty Ltd	1127444	Transport services food water sampling analysis	42.14
	0425-T221490	Courier charges 010821	13.05
	1126826	Courier charges 220721	36.86
Toolmart Australia Pty Ltd	RH-167213	Makita chain saw for Depot	249.00
	RH-167212	Mobile phone holder	53.85
WA Limestone Co	BY5840/01	Road construction materials Wandi and Wellard	185.15
WA Hino Sales & Service	F3769	Hino concrete vehicle KWN2162	148,490.80
Water Corporation of Western Austr	9022306554Aug21	25U Tottenham Park	67.11
Kyocera Document Solutions Australi	90274652	Umango annual support and maintenance	1,581.80
Cornerstone Legal	18550	Legal matters 005330	2,788.80
Absolute Painting Services	INV-2109	Banksia V15 touch up paint on ceiling	187.00
	INV-2108	Callistemon units paint touch up	506.00
Coles Group & Myer	CGC956254	Corporate gift cards for staff awards	2,314.85
Barbara Elizabeth Powell	05August2021	Various miscellaneous items	158.33
Beaver Tree Services Aust Pty Ltd	78878	Programmed street tree pruning Orelia	74,676.01
	78916	General vegetation clearance Orelia	3,587.30
	78881	General vegetation clearance Leda	3,587.30
	78919	Tree pruning Runnymede Gate	452.11
	78917	Tree pruning Bromsgrove Street	563.72
	78918	Tree pruning Wincanton Chase	452.11
	78871	Tree pruning Chilcott Street	4,331.17
	78870	General vegetation clearance Born Road	1,793.65
Synergy	141057240Aug21	17403U The Zone	4,524.62
	422268910Aug21	7682U Depot	1,969.62
	258360080Aug21	3400U Kwinana Adventure Park	871.63
	135567600Aug21	57192U Darius Wells	13,476.65
	177581220Aug21	95600U Recquatic	21,586.60
	118367820Aug21	6787U New Thomas Oval Pavilion	1,663.77
	149872970Aug21	6147U Incubator	1,564.01
	179469390Aug21	3162U Bertram Community Centre	833.49
	107029100Aug21	3485U Wellard Community Centre	857.63
	693987550Aug21	0U Challenger Beach toilets	107.97

# Payment Listing

Payments made between 01/08/2021 and 31/08/2021

Payee	Invoice	Description	Amount
BOC Limited	5005443769	Annual container charge 21/22	1,398.28
Prestige Catering & Event Hire	INV-2973	Catering farewell for City Life Directorate	1,785.00
ABCO Products	INV734049	Tissue dispensers for Wells Park and Rhodes Park	929.61
Allcom Communications	31072	Uninstall and install radio to 1EFA503	548.90
	31039	Install Motorola radio KWN2163	672.11
	31065	Install Motorola radio KWN2162	825.66
Bunnings Building Supplies	2163/01054786	Storage containers for City Operations Team	52.16
	2163/01146995	Spray paint and stencil	83.44
	2163/01048004	Items required for Lambeth Park works	59.72
	2163/01564888	Paint items for Medina Oval public toilets	80.40
	2163/01678469	Building materials for Darius Wells Library	388.68
	2163/01146972	Items for Natural Areas Team	274.51
	2163/01053732	Purchase of various plants for Banksia Park	281.42
	2163/01046903	Rope wire 1.5mm x 50m	19.55
	2163/01564886	Building materials for Darius Wells Library	122.65
Ixom Operations Pty Ltd	6411777	Recquatic chlorine gas order	126.85
	6413183	Recquatic chlorine gas order	1,056.97
Technology One Limited	201419	OneCouncil implementation project management time	17,710.00
	201420	OneCouncil implementation project management time	9,625.00
	201421	OneCouncil implementation project management time	9,350.00
	201422	OneCouncil implementation project management time	3,740.00
Neverfail Springwater	INV-000110013	Water for Facilities Team	55.44
Natural Area Holdings P/L t/as Natu	00015872	Weed control July to August 21	20,007.48
Toyota Fleet Management	908931	Lease vehicle 1HFE114	635.24
Downer EDI Works Pty Ltd	6011189	Asphalt 7mm Gran AC50B	74.67
	6011311	Asphalt 7mm Gran AC50B	164.26
Challenger Ford	CRCSC566270	Turbo fitted to KWN1941	3,892.00
Poly Pipe Traders	00113680	Retic stock items for Depot	42.77
Marketforce Pty Ltd	39727	Subscription for Retirement Village	1,012.00
	39728	Advertising 140721 and 280721	2,661.93
City of Rockingham	118154	Tipping fees 290721	2,146.16
Civica Pty Ltd	C/LA021577	Spydus managed services fee for Library	41,387.50
	M/LGO19588	Licence support and maintenance to 300921	8,420.51
Estate of Glenys Sydney Gomez	09August2021	Tenure sum repayment for Villa 15 Banksia Park	150,403.97
Coastline Mowers	29094#5	Equipment for City Operations Team	336.80
	29139#5	Solenoid barb with air bag	164.00
Foreshore Rehabilitation & Fencing	INV-4943	Remove fencing at Wells Park and Kwinana Beach	2,541.00
Winc Australia Pty Ltd	9036725401	Stationery for Bright Futures	400.22
Advanced Traffic Management (WA) Pt	00148668	Traffic management Postans Road	1,045.20
	00148671	Traffic management Beacham Crescent	1,418.48
	00147259	Traffic management Beacham Crescent	727.71
	00146676	Traffic management Barker Road	2,538.71
	00148878	Traffic management Sulphur and Tanson Road	490.29
LD Total	113829	Additional maintenance July 21	530.23
	113828	Additional maintenance July 21	4,536.20
	113830	Additional maintenance July 21	378.51
	113831	Additional maintenance July 21	130.59
	114351	Additional maintenance July 21	850.10
	114388	Additional maintenance July 21	2,015.42
AC Cooling Services	8804	Banksia V15 service air conditioner	143.00
ED Property Services	00001853	Callistemon U22 and U31 investigate leaking exhaust	220.00

# Payment Listing

Payments made between 01/08/2021 and 31/08/2021

Payee	Invoice	Description	Amount
	00001852	Callistemon U4 investigate tapping noise	88.00
	00001850	15 Bright Rd re-fit skirting board in living room	66.00
	00001858	Banksia V10 install downpipe & soakwell	1,100.00
	00001861	Banksia V64 replace rear fence sheets	286.00
	00001856	Banksia V29 repair leaks and broken tiles	77.00
	00001859	Banksia V62 repair vertical wall crack in dining	176.00
	00001851	Callistemon U2 repair minor water leak	55.00
	00001855	Banksia V41 repair front door and vanity drawer	275.00
	00001854	Banksia V60 install hand rail to bathroom & toilet	132.00
	00001862	Bright Road supply new colourbond downpipes	1,100.00
Data #3 Limited	02033312	Canon photo ink cartridges	346.90
T J Depiazzi & Sons	116181	Supply pine bark mulch to depot	3,491.40
Web In A Box	62715	Domain registration Nyoongarart	30.00
Landgate	1116609	Landgate title search fees for July 21	27.20
	68795241	Landgate title search fees for July 21	44.54
Domino's Pizza - Kwinana Market Pla	98276May21	Pizza for Drop In at the Zone	55.00
Enzed Fremantle	64563	8 meters of fire hose for Depot	88.94
Master Lock Service	00008075	Callistemon U15 repair to rear sliding door lock	220.00
Totally Workwear Rockingham	RK88036	Uniforms for City Assist	543.91
Accord Security Pty Ltd	00026010	Cash handling services for July 21	662.20
Rockypest Pest Management	INV-00034713	Annual termite inspection of Callistemon Court	4,950.00
ALSCO Pty Ltd	CPER2154618	Linen hire for Council dinners	59.63
Road Specialist Australia Pty Ltd	6215	Maintenance and replacement parts for Depot	927.29
Woolworths Group Limited	4081289	Items for Unique as Food for the Zone	39.23
	4081288	Items for Drop In at the Zone	74.87
	4081283	Items for staff farewell The Zone	41.50
	4081269	Items for Drop In at the Zone	70.45
	4081268	Items for Unique as Food	59.60
	4081277	Items for Admin Building	99.99
	94808729	Items for City Operations Team	106.20
	4081273	Items required for Callistemon Court	100.85
Elexacom	114737	Test emergency lights at Darius Wells	183.39
	114829	Banksia V21 repair faulty exhaust fan	160.24
	114835	Replace backwash tank level sensor on hydro pool	68.77
	114665	Repair emergency lights due at John Wellard	231.00
	114667	Repairs to BBQ's at the Adventure Playground	303.16
	114734	Test emergency lights at Thomas netball changeroom	137.54
	114735	Test emergency lights at Leda Hall	137.54
	114736	Test emergency lights at Kwinana Out of School	137.54
	114738	Test emergency lights at Bright Futures	137.54
	114743	Repairs to hot water system located at Recquatic	206.32
Isentia Pty Limited	MN0824643	Media monitoring Aug 21	935.00
Cadgroup Australia	IN-004057.00	AutoCAD LT annual subscription	14,965.50
Sprayking WA Pty Ltd	00002025	Weed control in streetscapes various locations Jun 21	3,606.03
Harmony Software	3-967	In Home Care Educator subscription July 21	376.00
	3-956	Harmony Web Educator subscription July 21	1,029.30
Heatley Sales Pty Ltd	C997557	Uniforms for City Operations Team	51.39
Morris Jacobs	34	Art Classes at Darius Wells 270721	200.00
	35	Art Classes at Darius Wells 030821	200.00
Blackwood & Sons Ltd	PE0307AX	Envenomation snake bite kit	48.93
	PE9950AW	Cleaning equipment for City Operations Team	282.09

# Payment Listing

Payments made between 01/08/2021 and 31/08/2021

Payee	Invoice	Description	Amount
	KW9949AW	Lens cleaner dispenser with towlette wall mounted	121.18
	KW3833AV	Earmuffs for City Operations Team	101.95
	KW1095AY	Safety equipment for Depot	28.25
	KW0306AX	Spray and mark paint in yellow and orange	64.82
The Kings College	469039	Bond refund	300.00
	562980	Bond refund	200.00
Frontline Fire and Rescue Equipment	71790	Cleaning equipment for DEFS	1,159.73
Strata Specialists	INVO18624	Strata levies 010421 to 300621 U24 Meares Ave	2,850.00
	INV018625	Strata levies 010721 to 300921 U24 Meares Ave	2,375.00
Kerb Direct Kerbing Pty Ltd	58405	Install semi mountable kerb Gilmore Ave	4,635.82
The Green Barista Coffee	19217	Catering for National Tree Day event	135.00
Total Tools Rockingham	160205	Water pump hose and filter for Depot	158.00
	164245	Spray bottles for City Operations Team	63.80
Glen Flood Group Pty Ltd	INV-1546	Temp project support week ending 080821	8,313.87
Sports Turf Association (WA) Inc	2385	WA Turf Expo 2021	900.00
Envirosweep	88062	Additional sweeping various locations	1,966.25
	88391	Road sweeping various locations for July 21	6,325.00
	88392	Footpath sweeping various sites July 21	4,158.00
	88390	Carpark sweeping various locations for July 21	4,015.00
	88389	Road sweeping Anketell Treeby Park	128.00
Purearth	INV-1162	Road sweeping and tip fees	5,224.19
	INV-1222	Road sweeping and tip fees	7,698.11
	INV-1318	Road sweeping and tip fees	2,780.47
Ohura Consulting	INV-0158	EA negotiation support July 21	1,491.88
Landscape and Maintenance Solutions	INV-2282	Mowing maintenance Rockingham/Patterson Roads	2,000.35
	INV-2283	Broadacre mowing of sportsgrounds July 21	11,747.24
	INV-2284	Passive and streetscape mowing various sites July	5,068.27
	INV-2281	Passive and streetscape mowing various sites July	3,518.93
	INV-2285	Additional mowing of Rockingham/Patterson	660.00
The Rigging Shed	153825	Wirerope and ferrule for City Operations Team	1,666.50
Vocus Communications	P748884	Monthly internet services Aug 21	1,694.00
McLeods Barrister & Solicitors	120228	Legal matters 42548	769.70
	120229	Legal matters 44400	1,363.13
	120293	Legal matters 45243	256.50
	120294	Legal matters 45241	304.00
Kearns Garden Supplies	24July21	Miscellaneous items for Depot	168.65
Leisure Institute of WA (Aquatics)	3661	LIWA accreditation for Recquatic staff	2,865.00
Air Liquide Australia	XO8983	Hire of medical oxygen Recquatic	50.56
Lo-Go Appointments	00424164	Temp staff week ending 310721	2,776.28
	00424162	Temp staff week ending 310721	2,285.17
	00424163	Temp staff week ending 310721	2,099.96
	00424112	Temp staff week ending 240721	2,742.07
Kwinana Smash Repairs	17,005	Insurance excess for KWN2150 repairs	500.00
	17,046	Insurance excess for KWN2149 repairs	500.00
EFT TRANSFER: - 12/08/2021			262,265.77



# Payment Listing

Payments made between 01/08/2021 and 31/08/2021

Payee	Invoice	Description	Amount
Australian Services Union	PY01-03-Aust Ser	Payroll Deduction	250.73
	PY01-03-Aust Ser	Payroll Deduction	71.70
Australian Taxation Office	PY01-03-Australi	PAYG tax withheld	240,847.00
Maxxia Pty Ltd	PY01-03-Maxxia P	Payroll Deduction	1,383.66
	PY01-03-Maxxia P	Payroll Deduction	1,602.93
	100329020210731	Employee net ITC for 010721 to 310721	138.03
Health Insurance Fund of WA (HIF)	PY01-03-Health I	Payroll Deduction	1,054.15
City of Kwinana - Xmas fund	PY01-03-TOK Chri	Payroll Deduction	7,230.00
Child Support Agency	PY01-03-Child Su	Payroll Deduction	1,335.36
Easifleet	147774	Novated lease charges 010821	7,264.88
	147593	Novated lease charges 280721	348.78
	148240	Novated lease charges 110821	348.78
LGRCEU	PY01-03-LGRCEU	Payroll Deduction	379.51
	PY01-03-LGREC U	Payroll Deduction	10.26
EFT TRANSFER: - 12/08/2021			266,158.07

# Payment Listing

Payments made between 01/08/2021 and 31/08/2021

Payee	Invoice	Description	Amount
SuperChoice	July2021*-01	Superannuation-July2021*-01	181,104.67
	July2021*-03	Superannuation-July2021*-03	5,068.43
	July2021*-06	Superannuation-July2021*-06	1,343.00
	July2021*-07	Superannuation-July2021*-07	3,539.84
	July2021*-12	Superannuation-July2021*-12	108.13
	July2021*-13	Superannuation-July2021*-13	301.07
	July2021*-14	Superannuation-July2021*-14	9,296.93
	July2021*-17	Superannuation-July2021*-17	25,235.76
	July2021*-18	Superannuation-July2021*-18	1,167.80
	July2021*-20	Superannuation-July2021*-20	81.83
	July2021*-21	Superannuation-July2021*-21	2,840.96
	July2021*-22	Superannuation-July2021*-22	254.32
	July2021*-24	Superannuation-July2021*-24	122.88
	July2021*-28	Superannuation-July2021*-28	68.61
	July2021*-29	Superannuation-July2021*-29	925.16
	July2021*-30	Superannuation-July2021*-30	750.91
	July2021*-32	Superannuation-July2021*-32	3,465.10
	July2021*-36	Superannuation-July2021*-36	277.63
	July2021*-48	Superannuation-July2021*-48	619.96
	July2021*-49	Superannuation-July2021*-49	859.28
	July2021*-50	Superannuation-July2021*-50	2,075.06
	July2021*-53	Superannuation-July2021*-53	1,363.92
	July2021*-55	Superannuation-July2021*-55	3,080.27
	July2021*-56	Superannuation-July2021*-56	1,128.20
	July2021*-58	Superannuation-July2021*-58	987.70
	July2021*-59	Superannuation-July2021*-59	1,603.39
	July2021*-60	Superannuation-July2021*-60	191.61
	July2021*-61	Superannuation-July2021*-61	540.76
	July2021*-63	Superannuation-July2021*-63	278.67
	July2021*-64	Superannuation-July2021*-64	903.04
	July2021*-66	Superannuation-July2021*-66	485.54
	July2021*-70	Superannuation-July2021*-70	619.96
	July2021*-72	Superannuation-July2021*-72	997.41
	July2021*-73	Superannuation-July2021*-73	504.01
	July2021*-75	Superannuation-July2021*-75	303.83
	July2021*-79	Superannuation-July2021*-79	1,136.38
	July2021*-83	Superannuation-July2021*-83	2,258.53
	July2021*-84	Superannuation-July2021*-84	109.12
	July2021*-89	Superannuation-July2021*-89	2,567.94
	July2021*-90	Superannuation-July2021*-90	1,102.45
	July2021*-92	Superannuation-July2021*-92	1,853.69
	July2021*-94	Superannuation-July2021*-94	2,309.45
	July2021*-95	Superannuation-July2021*-95	677.20
	July2021*-97	Superannuation-July2021*-97	787.08
	July2021*-99	Superannuation-July2021*-99	280.51
	July2021B*-01	Superannuation-July2021B*-01	43.89
	July2021B*-07	Superannuation-July2021B*-07	50.77
	July2021B*-14	Superannuation-July2021B*-14	128.56
July2021B*-17	Superannuation-July2021B*-17	319.14	
July2021B*-99	Superannuation-July2021B*-99	37.72	
EFT TRANSFER: - 18/08/2021			50,910.33
Bright Futures Family Day Care - Pa	090821 to 150821	FDC Payroll 090821 to 150821	37,082.64
Bright Futures In Home Care - Payro	090821 to 150821	IHC Payroll 090821 to 150821	13,827.69
EFT TRANSFER: - 19/08/2021			481,111.49

# Payment Listing

Payments made between 01/08/2021 and 31/08/2021

Payee	Invoice	Description	Amount
Tutt Bryant Hire Pty Ltd	5119744	Pedestrian roller hire Anketell	232.99
Nilfisk Pty Ltd	PRI0004035	Recquatic hire charge for floor scrubber August	660.00
Canon Production Printing Australia	INV-7346	Colorwave 3500 scanner charges May 21	288.75
Summers Consulting	INV-983	Mosquito monitoring August 21	1,237.50
Rockingham Toyota	PI22018347	Brake parts	866.09
Apple Pty Ltd	AF30453905	Apple pencil and touch ipad air	416.90
Port Printing Works	INV069484	Event sponsorship proposal forms	435.08
	INV069483	Welcome letters for Kwinana Recquatic	287.10
	INV068091	Strategic Community Plan 2021 printing	1,027.19
	INV068090	Corporate Business Plan printing	1,346.37
	INV069522	Reprint of Local Government infringement books	257.40
Chorus Australia Ltd	CI115944	Mowing services at Bright Futures July 21	266.81
Outback Handyman	3123	Banksia V6 investigate and repair shower frame	132.00
	3126	Banksia V21 investigate ceiling roof leak	132.00
	3125	Banksia V14 whirly bird maintenance	99.00
	3124	Banksia V31 replace grout in shower	154.00
Leaf Bean Machine Pty Ltd	0093556	Items for Cafe Splash Recquatic	130.22
	00092283	Items for Cafe Splash Recquatic	131.01
	00091964	Items for Cafe Splash Recquatic	213.95
	00092581	Items for Cafe Splash Recquatic	153.18
	00092891	Items for Cafe Splash Recquatic	239.72
	00093217	Items for Cafe Splash Recquatic	135.10
Sonic Health Plus	2405621	Pre-employment medical assessment 040821	198.00
	2408064	Pre-employment medical assessment 100821	198.00
Hydroquip Pumps	INV-42621	Install pump at Medina Oval	1,199.00
Building Lines	INV-2107038	Building Permit assessment Kwinana	209.00
	INV-2107039	Building Permit assessment Wandi	209.00
	INV-2107049	Building Permit assessment Wandi	209.00
	INV-2107022	Building Permit assessment Mandogalup	209.00
	INV-2107034	Building Permit assessment Wellard	209.00
	INV-2107036	Building Permit assessment Mandogalup	209.00
	INV-2107037	Building Permit assessment Wellard	209.00
Omac Enterprises Pty LTD t/as Total	13371732	Staff uniforms	208.80
Technical Drafting Service	1454	Additional changes to Administration Building	1,650.00
Repco (GPC Asia Pacific)	4330238088	Jack stands ratchet for Depot	283.10
Mackie Plumbing and Gas Pty Ltd	199450	Installation of bird bath Administration Building	2,684.00
	199506	Callistemon U29 investigate hot water system fault	74.44
	199510	Callistemon U37 unblock sink	186.45
	199486	Filter changes at Darius Wells	1,805.65
	199507	Inspect and reset zip unit	148.88
	199508	Inspect hot water unit at Depot	74.44
Playground Safety Inspectors Austra	00000266	Playground Inspector re-certification course	2,420.00
CPR Building & Approval Services	IV1703	Building permit assessments	3,230.00
Vina Veronica Chang	INVAU00009256	Study assistance	614.00
Australian HVAC Services Pty Ltd	62412	Replace bilge pump and valves to Community Lounge	2,446.40
	62421	Investigate air conditioner in Admin Building	288.75
	62423	Investigate air conditioner in Depot	358.60
	62359	Investigate issue with 25m boiler at Recquatic	769.45
Robertson Hayles Lawyers Pty Ltd	014065	Solicitor representation letter required for audit	500.50
	013990	Legal matter 202009378	23,221.00
Marko Kaba	17August2021	Refund for incorrect transfer of money to City of Kwinana	20.00

# Payment Listing

Payments made between 01/08/2021 and 31/08/2021

Payee	Invoice	Description	Amount
Nashtec Auto Electrics	59625	Repair resistor set on KWN2048	861.00
Kadeklerk Photography	12August21	Bertram Place Plan Penguin Hunt winners	120.00
K & S Catering	15August21	Find Your Why workshop catering 150821	450.00
Bulletproof Civil Pty Ltd	INV-0235	Bertram Road drainage basin relocation claim 3	86,424.24
Daimler Trucks Perth	6227831D	Set of rear brake pads	1,055.20
High Tea in a Box	HTIAB Lindsey B	Pioneers High Tea catering deposit	1,370.00
Prime Creative Media Pty Ltd	INV-56332	Inside waste 5 user subscription	445.00
Joebert Boquiron Comia	A/N24201	Crossover subsidy rebate	375.00
Shakira June Margaret Phillips	A/N22451	Crossover subsidy rebate	187.50
Steven Paul Kinsey	A/N22797	Crossover subsidy rebate	312.50
WA Independent Steel & Industrial	10112	12mm x 3mtr length rio bar	35.20
Herbert Delgado	1846542	Refund bond on Medina Hall	1,926.85
Sunny Sign Company Pty Ltd	462900	Street signs for various areas	492.25
Toll Transport Pty Ltd	1128033	Courier charges 040821	36.86
T-Quip	102704#5	Switches and 6 fuel filters	346.80
	100091#7	Bumper neoprene	15.55
Trisley's Hydraulic Services Pty Lt	100203517	Install rotameter tube to leisure pool	605.00
Western Irrigation Pty Ltd	J50301	Investigate broken water pump at Banksia Park	2,807.00
Taylor Tyres Pty Ltd	24464	Two new tyres fitted	627.00
	24459	Four tyres 225/70 R15	920.00
Beaver Tree Services Aust Pty Ltd	79127	General vegetation clearance Bertram	3,587.30
	79004	General vegetation clearance Wandi	3,587.30
	79093	General vegetation clearance Parmelia	3,587.30
	79085	Root barrier installation Kwinana Police Station	2,232.08
	79007	Tree plant and watering Chieftain St	550.00
	79006	General vegetation clearance Gilling Place	979.40
	79005	Tree removal Sicklemore Ave	5,500.50
	78960	Tree pruning Beauchamp Loop	1,127.43
	78959	Tree pruning Mortimer Road	978.74
	78958	Climbing works for Wincanton Chase	1,822.12
	78957	Tree removal Runnymede Gate	911.06
	79128	General vegetation clearance Rowley Road	3,548.49
Suez	44086977	Mixed waste collection July 21	182,167.65
	165647M	Cardboard foldable truck merchandise	1,925.00
Synergy	114826720Aug21	4U Industrial streetscapes Naval Base	109.58
	290833680	34U Honeywood Park BBQ/lights	123.73
	259587970Aug21	187U Honeywood Ave retic	168.17
	264244690Aug21	11U Gecko Park bore	117.04
	214467920Aug21	60U Honeywood/Bruny Meander BBQ/lights	131.29
	201813230Aug21	2323U Mandogalup Station/bore	786.51
	198511040Aug21	111U Bruny Meander bore/BBQ/lights	146.09
	657514270Aug21	0U Wandi Oval	112.01
	295922660Aug21	44U Willandra Park	121.18
	938812910Aug21	8080U Wandi Reserve	2,062.23
	314938770Aug21	0U Woko Park bore	108.38
	830669340Aug21	6U Wandi fire pump	113.75
	294827290Aug21	14U Art sculpture Darling Park	116.07
	365800960Aug21	213U Honeywood bore	175.73
	294428370Aug21	108U Mornington Park	145.21
Prestige Catering & Event Hire	INV-2975	Deposit for catering on 031221	100.00
	INV-3007	Catering 110821	418.80

# Payment Listing

Payments made between 01/08/2021 and 31/08/2021

Payee	Invoice	Description	Amount
ABCO Products	INV727867	Clean foam soap	397.14
	INV736581	Chux blue wipes for various facilities	1,573.97
Bunnings Building Supplies	2163/01567599	Gyprock screws	103.14
	2163/00141340	Purchase of plants for Kwinana Village	294.16
	2163/01061303	Moving blanket for retrieval of broken glass	120.84
	2163/00127802	Bertram Place Plan plants for planter boxes	136.00
	2163/00125493	Banksia Park plants for garden renewals	213.56
	2163/01567698	Drill bits for installation of Wellard Hall door	91.06
	2163/00244603	Purchase of plants for Kwinana Village	185.12
Technology One Limited	199702	OneCouncil implementation project management time	825.00
Ausco Modular Pty Ltd	7284869	Demountable hire July 21	1,545.39
	7289158	Demountable hire Aug 21	1,545.39
Downer EDI Works Pty Ltd	6011394	Asphalt 7mm Gran AC50B	522.64
	6011395	Asphalt 7mm Gran AC50B	530.10
	6011396	Asphalt 7mm Gran AC50B	373.32
	6011393	Asphalt 7mm Gran AC50B	828.75
Connect CCS	00107377	After hours monitoring overcalls July 21	1,392.11
PFD Food Services Pty Ltd	KZ393656	Items for Cafe Splash at Recquatic Centre	620.50
	KZ298574	Items for Cafe Splash at Recquatic Centre	332.00
Marketforce Pty Ltd	39729	Shop Local advertising	1,600.50
AAA Blinds Port Kennedy	7911	Banksia V15 replace all blinds	1,848.00
Ventura Home Group Pty Ltd	Refund	VP2021/83	648.00
BullAnt Security Pty	10212486	Keys cut for Leda Hall	37.68
Coastline Mowers	2912#5	Pole saw shaft end cap	12.00
Foreshore Rehabilitation & Fencing	INV-4926	Repair fence at Kelly Park carpark	1,235.60
Eclipse Soils Pty Ltd	KWIN01044408	General waste tipping Gilmore Ave	193.60
Candor Training	INV-1255	Activation Strategies workshop	2,200.00
KAJ Installations & Services	00007804	Banksia V15 supply remote control	57.00
Schweppes Australia Pty Ltd	0810460130	Items for Cafe Splash at Recquatic	870.30
CA Technology Pty Ltd T/as CAM	INV12134	CAMMS annual licence 2021/2022	22,825.00
Envision Ware Pty Ltd	INV-AU-5347	Annual renewal for period ending 300922	11,784.34
Winc Australia Pty Ltd	9036776939	Stationery for HR team	24.66
	9036803579	Stationery for Admin Building	1,056.18
	9036772616	Stationery for HR team	67.97
Council On The Ageing (WA) Inc	00006786	Strength for Life annual fee 2021/2022	646.80
Advanced Traffic Management (WA) Pt	00148898	Traffic management Beacham Crescent	2,731.21
	00148899	Traffic management Anketell	2,820.82
	00148902	Traffic management Anketell	1,269.17
	00144578	Traffic management Pace Road	505.85
	00148900	Traffic management Anketell	1,455.82
Kennards Hire Rockingham - Generato	22852250	Hire pump for Bullrush Park	139.09
AC Cooling Services	8871	Callistemon U61 service air conditioner	143.00
ED Property Services	00001864	Callistemon U43 & 75 investigate roof leak	198.00
Rockingham Skylights	12777	Callistemon U38 repair to laundry skylight	75.00
Jaybro	3926080	Wooden rack for asphalt	42.90
	3925782	Wooden rake timber handle for asphalt	347.99
Complete Office Supplies Pty Ltd	10282905	Stationery for Recquatic Centre	132.73
	10324617	Stationery for Recquatic Centre	17.58
	10183992	Stationery for Recquatic Centre	73.18

# Payment Listing

Payments made between 01/08/2021 and 31/08/2021

Payee	Invoice	Description	Amount
	10298349	Stationery for Recquatic Centre	284.87
	10323443	Stationery for City Operations Team	206.69
Boffins Bookshop Pty Ltd	INV0152616	Books for Children's Book Week activities	100.60
Big W	176459	Power boards for IT	80.00
	176476	Toaster for Recquatic staff room	49.00
	176242	Consumables for girls group	29.00
	176479	Consumables for girls group	92.73
Patrick Alan Rose	17August21	Diesel fuel for KWN1942	100.00
Aussie Clotheslines	21423-1	Callistemon V65 replace clothesline	380.00
LGISWA	100-145323	Workers Comp 2020/2021 Actual Wages adjustment	8,567.97
Centrecare	25315	EAP annual registration and management fee	2,062.50
Name Badge World	BW23451	Employee name badges	287.05
Birdlife Australia WA	491	Interpretative services for Bush Bird	330.00
Scott Printers Pty Ltd	155338	Spirit of Kwinana newsletter	3,773.00
ALSCO Pty Ltd	CPER2157220	Linen hire for Council dinners	59.63
Solargain PV Pty Ltd	205883	Banksia V19 replace faulty solar inverter	270.00
Woolworths Group Limited	93394288	Items for Cafe Splash at Recquatic Centre	92.75
	95286896	Items for Cafe Splash at Recquatic Centre	200.60
	4081272	Items for Cafe Splash at Recquatic Centre	42.39
	4081282	Prizes for competition at Recquatic Centre	250.00
	93781495	Items for Cafe Splash at Recquatic Centre	123.30
	94415407	Items for Cafe Splash at Recquatic Centre	138.30
	95553975	Items for Cafe Splash at Recquatic Centre	122.50
	93979832	Items for Cafe Splash at Recquatic Centre	138.77
	94854587	Items for Cafe Splash at Recquatic Centre	102.00
	4158865	Items for the Zone	31.66
	4081295	Items for various areas	81.22
	95837451	Items for Recquatic Centre	115.00
	95874700	Items for Administration Building	105.65
	95122955	Items for City Operations Team	135.92
Elexacom	114843	Banksia V20 replace faulty RCD switch	371.51
	114832	Repair hot water system at Margaret Feilman Centre	91.70
	114839	Inspect lights tripping at DFES	236.54
	114842	Banksia V7 replace faulty exhaust fan	229.45
	114841	Banksia Park sump repair	275.09
	114840	Banksia V44 replace faulty RCD	78.41
Zip Heaters	3681773	Repair damaged water cable on pool deck Recquatic	234.30
Total Green Recycling	INV10297	E waste recycling	906.07
Gregs Glass	11955	Callistemon U44 Repair to rear sliding door	180.00
Australia Post	1010791878	Postage for period ending 310721	14,999.69
HP Financial Services Pty Ltd	100001332743	Monthly payment contract 5389066248AUS1 Oct 21	2,216.50
	100001332031	Monthly payment contract 5389066248AU3 Oct 21	588.85
Sprayline Spraying Equipment	38994	Repairs on chemical sprayer	1,038.17
Hunter Hyden Pty Ltd	104168	Replace door at Wellard Pavilion	295.00
Blackwood & Sons Ltd	PE5623AV	Prosafe disposable masks	42.72
	KW9241AR	High visibility uniform vest for City Operations	5.21
Flex Industries Pty Ltd	1020237	Call out on site electrical (breakdown) KWN2007	250.25
The Green Barista Coffee	19218	Catering for National Tree Day planting	114.00
The Smart Security Company P/L	Q14145	Alarm response to Banksia V8	121.00
McLeods Barrister & Solicitors	119580	Legal matter 16209	535.28

# Payment Listing

Payments made between 01/08/2021 and 31/08/2021

Payee	Invoice	Description	Amount
Lo-Go Appointments	00424207	Temp staff week ending 070821	2,166.30
Kwinana Smash Repairs	17,052	Insurance excess for KWN1934 repairs	500.00
Major Motors	1085671	Front bearing hub seal	16.50
Accidental Health & Safety Perth	6691	Viraclean disinfectant Animal Management Facility	197.78
Baldivis Childrens Forest	2021010	Booking for Children's Forest	100.00
Metro Filters	00170904	Cafe Splash rangehood clean	300.00
Amazing Clean Rockingham	00011406	Maintenance on curtains at Darius Centre	120.00
EFT TRANSFER: - 25/08/2021			52,116.27
Bright Futures Family Day Care - Pa	160821 to 220821	FDC Payroll 160821 to 220821	38,265.07
Bright Futures In Home Care - Payro	160821 to 220821	IHC Payroll 160821 to 220821	13,851.20
EFT TRANSFER: - 26/08/2021			1,292,883.34

# Payment Listing

Payments made between 01/08/2021 and 31/08/2021

Payee	Invoice	Description	Amount
Go Doors Pty Ltd	94188	Reset break glass sensor at Darius Wells	544.50
Light Application Pty Ltd	83966	LightPIN annual SaaS fee for various locations	2,660.90
	83967	LightPIN annual SaaS fee for various locations	1,584.00
Wheelie Clean	9178	Rubbish bin clean for Darius Wells	369.38
	9179	Rubbish bin clean for Administration Building	267.52
Apple Pty Ltd	AF32396102	USB cables x 10 and power adaptor	391.05
	AF32083942	1x Apple iPad Air 64GB Wi-Fi + cellular	1,032.90
Retech Rubber	00003299	Soft fall rubber repair at Bullrush Park	313.50
	00003303	Soft fall rubber repair Everglades Park	275.00
	00003381	Remove infilled sand and compact Sandringham Park	451.00
	00003445	Repair softfall rubber at Honeywood Park	302.50
Technifire 2000	24497	Replace water pump on 1GBJ339	417.10
	24496	Replace foam level sensor on 1GJJ940	1,708.30
Netstar Australia Pty Ltd	123107	Annual EZ standard website subscription	2,626.80
Strategic DCP Consulting	033	DCP consulting services for DCA's	1,503.33
Turf Care WA Pty Ltd	INV-3516	Supply and apply fertiliser at sportsgrounds	7,314.96
	INV-3515	Coring of Orelia and Gilmore Ovals	2,119.39
AAA Asphalt Surfaces	00006664	Pallet of cold mix delivered to Depot	2,266.00
Hydroquip Pumps	INV-42622	Repair bore head works	2,937.00
RAC Motoring Pty Ltd t/a RAC Busine	6138903	Towing of KWN1934	11.00
JBS & G Australia Pty Ltd	88315	Bushfire plan reviews Thomas Road	550.00
i2C Design & Management	21345	Architectural services for revised concept plans	17,127.00
Holcim (Australia) Pty Ltd	9407677836	14mm concrete for Tucker Street	296.12
	9407682373	N25 14mm concrete for slab at Depot	816.64
	9407684155	Asphalt 14mm Gran AC50B for bird bath	387.20
Building Lines	INV-2108016	Building Permit Assessment Wellard	209.00
	INV-2108017	Building Permit Assessment Wellard	209.00
	INV-2108018	Building Permit Assessment Wellard	209.00
	INV-2108021	Building Permit Assessment Mandogalup	209.00
	INV-2108022	Building Permit Assessment Mandogalup	209.00
	INV-2108028	Building Permit Assessment Wellard	209.00
	INV-2108029	Building Permit Assessment Mandogalup	209.00
	INV-2108033	Building Permit Assessment Wandi	209.00
	INV-2108038	Building Permit Assessment Wandi	209.00
	INV-2108039	Building Permit Assessment Parmelia	209.00
	INV-2107050	Building Permit Assessment Anketell	209.00
	INV-2107053	Building Permit Assessment Mandogalup	209.00
	INV-2108003	Building Permit Assessment Wellard	209.00
	INV-2108007	Building Permit Assessment Mandogalup	209.00
	INV-2108008	Building Permit Assessment Wellard	209.00
	INV-2108015	Building Permit Assessment Wellard	209.00
Red Sand Supplies Pty Ltd	00013701	Concrete tipping Gilmore and Summerton Ave	847.00
Ecoscope (Australia) Pty Ltd	1001380	Bollard Bulrush landscaping review	1,275.12
Back Beach Co Pty Ltd	17951	Towels for Recquatic Pro Shop	980.10
Burson Automotive Pty Ltd	116094133	4 x boxes of spark plugs	305.80
	116138232	Penblue diesel fluid	134.20
Mackie Plumbing and Gas Pty Ltd	199581	Repair drainage at Kwinana BMX track	1,541.15
	199565	Reduced pressure device x 2 for John Wellard and William Bertram	1,412.46
Premier & Cabinet Department of	1001022	Fire break hazard compliance notice to gazette	571.20
Australian HVAC Services Pty Ltd	62399	Air conditioning monthly monitoring	4,318.60
Express Card Service	INV-035866	City of Kwinana Library cards	1,287.00



# Payment Listing

Payments made between 01/08/2021 and 31/08/2021

Payee	Invoice	Description	Amount
Anna Kelly	210702	Street chalk art workshop at the Zone	120.00
Bannerworld	6371	Branded marquees for Community Engagement	1,649.63
Satellite Security Services	IV010459	Remote programming of alarm system Administration	75.00
	IV010460	Remote programming of alarm system Medina Hall	75.00
	IV010461	Remote programming of alarm system Recquatic	75.00
	IV010462	Remote programming of alarm system Business IT	75.00
	IV010463	Remote programming of alarm system the Zone	75.00
Picnic Tables Hire	PTH1074	Hire of picnic tables for Bertram Community Centre	3,519.45
Jordan Peter Kilfoyle	20August21	Reimbursement of LIWA membership	132.00
Palm Lakes Garden and Landscape Ser	7019	Repairs to pavers at Banksia & Callistemon	770.00
PAV Sales & Installations	90140	Hire of Book Week furniture	1,809.50
Stantons International Audit and	57477	Risk management training	2,750.00
Woolworths Group Open Pay	TXN140872	Items for Animal Services	134.85
ACEconnect and Women over Waste	54	Decomposition Detectives workshop	625.00
Therian Pty Ltd	1003253	Equipment for Animal Management	4,298.25
First Aid Trained	450	First aid training	120.00
	462	First aid workshop for home based businesses	561.55
Dormakaba Pty Ltd	35WA892732	Repair John Wellard Community Centre	423.50
Daughters of Destiny	692053	Refund bond on Darius Wells	400.00
Cedar Woods Properties Management P	290181460	Synergy invoice reimbursement	124.51
Royal Life Saving Society - Austral	00022506	GSPO online subscription	99.00
Aaron Ho Yin Cheung	2.3	Rates Refund	87.50
Christina Graham	2.3	Rates Refund	1,265.01
Boardwalk Conveyancing	2.3	Rates Refund	2,512.71
Kelvin Kee	2.3	Rates Refund	1,112.97
YMCA of Perth	351277	Bond refund Fiona Harris 270721	200.00
Donnalisa Decena Lobrigo	1887041	Bond refund Ken Jackman Hall	1,000.00
Racquel Canson	1886197	Bond refund Medina Hall	1,907.57
Lynda Kay Smith	24August21	Refund of overpayment for programs	20.00
South West Group	202205	21/22 Member Council Contributions for SWG	33,178.00
St John Ambulance Australia (WA) In	FAINV00872306	First aid training 120821	128.00
Sunny Sign Company Pty Ltd	462337	Street sign for Beauchamp Loop	371.25
Sylvia Ayton Snowden	23August21	Rubber stamp	56.56
Returned Services League Of Austral	2116	Wreath for Vietnam Veteran's Day service	90.00
Trophy Specialists	0017607	Council Chambers name plate	65.00
Waste Stream Management Pty Ltd	00429670	Tipping fees 130821	33.00
Water Corporation of Western Austra	9000354133Aug21	97U Thomas Oval Pav/Tucker St Reserve	1,817.18
	9000354002Aug21	4U BMX Track amenities	108.24
	9000343688Aug21	2U Little Rascals	298.94
	9000345691Aug21	12U Waste Stream	30.97
	9000348470Aug21	1062U Depot	3,230.23
Wattleup Tractors	1276055 C	Onsite service of Plant# 558	1,112.86
Dennis Cleve Wood	ICTALLOW21/22	ICT allowance	291.67
	MEETINGFEES21/22	Meeting fees	2,639.83
Sherilyn Wood	ICTALLOW21/22	ICT allowance	291.67
	MEETINGFEES21/22	Meeting fees	2,639.83

# Payment Listing

Payments made between 01/08/2021 and 31/08/2021

Payee	Invoice	Description	Amount
Sandra Elizabeth Lee	ICTALLOW21/22	ICT allowance	291.67
	MEETINGFEES21/22	Meeting fees	2,639.83
Arteil	00079439	Arteil Gryphon MK1 chair	467.50
Absolute Painting Services	INV-2131	Painting of Administration internal walls	30,140.00
	INV-2130	Rendering of wall to entrance side	3,465.00
Snap Printing Rockingham	F144-179702	Recovery plan books	495.00
Suez	165735	Waste and recycling services July 21	157,573.74
	44119450	General waste dry collection July 21	1,332.68
Synergy	129764890Aug21	4473U Lambeth Park	1,034.86
	521814530Aug21	1444U Wellard Pavilion	259.54
	958335710Aug21	7332U Orelia Oval	1,456.52
	566370150Aug21	3325U Chipperton Park	1,078.24
	166216150Aug21	2U Sloan Reserve bore pump 3	107.32
	963532150Aug21	249U Town Centre Park	180.98
	198694990Aug21	50013.52U Admin/Arts/Parmelia House	12,296.87
	473346610Aug21	41U Wellard Park	213.58
	958312220Aug21	127U Djilba View	222.15
	558638440Aug21	0U Challenger/Bertram entry statement	108.64
	546496270Aug21	93U Skottowe Park	135.85
127609840Aug21	380U Feilman Building top floor	219.38	
Prestige Catering & Event Hire	INV-3009	Citizenship catering	2,967.00
	INV-3010	Directors morning tea 180821	129.00
GlobalX Information Services Pty Lt	PSI0205768	Legal name search for July 21	25.08
Bristol Cleaning Services	0721-2	Banksia V15 Bright Rd clean windows and doors	100.00
	0721-1	Banksia Park V1,2 and 3 window and track cleaning	200.00
	0621-C	Banksia Clubhouse window cleaning July 21	130.00
Bunnings Building Supplies	2163/00143411	Wrap and move tape and dispenser	91.34
	2163/01690868	Various hardware for Banksia Park	161.42
	2163/99847131	Shaving cabinets for Banksia Park and Callistemon Court	495.90
	2163/00143073	Plants for Callistemon Court	268.84
Technology One Limited	201675	Intramaps subscription plan	24,945.80
Konnect	1789812827	Bolts and nuts for City Operation Team	330.68
Neverfail Springwater	452073	15L springwater for City Operations	31.68
	INV-000131985	15L springwater for City Operations	15.84
Natural Area Holdings P/L t/as Natu	00015981	Maintenance works at Peel sub drain	2,475.00
	00016010	Weed control July to August 21	4,143.56
	00015975	Weed control July to August 21	28,057.84
KC & C Jack	00715	Annual service of Recquatic lockers	462.00
Our Community	00068423	Annual subscription fee for Smarty Grants	12,500.00
Downer EDI Works Pty Ltd	6011446	Asphalt 10mm Gran AC50B	125.52
Peter Edward Feasey	DEPMAYFEE21/22	Deputy Mayoral allowance	1,869.83
	ICTALLOW21/22	ICT allowance	291.67
	MEETINGFEES21/22	Meeting fees	2,639.83
Carol Elizabeth Adams	ICTALLOW21/22	ICT allowance	291.67
	MAYALLOW21/22	Mayoral allowance	7,479.42
	MEETING21/22	Meeting fees	3,959.67
City of Mandurah	192686	Long service leave liability	7,910.72
City of Rockingham	118256	Tipping fees to 060821	4,892.40
Civica Pty Ltd	M/LG019793	Licence support and maintenance to 311021	8,420.51
West Coast Shade	00011252	Dismantle shade sails at various locations	968.00
HECS Fire	00076135	Repair fire panel fault at Darius Wells	1,417.35

# Payment Listing

Payments made between 01/08/2021 and 31/08/2021

Payee	Invoice	Description	Amount
	00077264	Service to William Bertram Community Centre	147.40
Coastline Mowers	29271#7	Box of 2 stroke oil for Depot	425.60
	29296#5	Blower vacuum for Facilities Department	299.25
	28996#5	Stihl smart connectors 10pk	720.00
	28997#5	GTA 26 pruning saw charger and spare battery	258.85
KLMedia Pty Ltd	1150785	Requested DVD for Library	20.03
	1150786	Requested DVD's for Library	86.77
ADH Fencing	00005601	100 x inline insulators for City Operations	77.00
Foreshore Rehabilitation & Fencing	INV-4948	Medina Oval fence repairs	301.60
	INV-4944	Install fence at Wells Park Kwinana Beach	24,285.46
MRP General Pest/Termite Division 4	102473	Pest control Girl Guides	105.06
	102520	Pest control Admin Office	138.12
	102474	Pest control Recquatic Centre	362.25
	102475	Pest control Business Incubator	195.00
	102476	Pest control Thomas Oval Pavilion	235.66
	102478	Pest control City Operations Team	372.94
	102479	Pest control Medina Hall	289.97
	102480	Pest control Sloan House	257.50
	102481	Pest control Bright Futures Day Care	242.05
	102482	Pest control Casuarina Hall	121.54
	102483	Pest control Senior Citizens Centre	352.94
	102484	Pest control Smirk Cottage	257.50
	102485	Pest control Old St John Building	107.07
	102486	Pest control Leda Town Hall	377.49
	102487	Pest control Wellard Oval	226.60
	102488	Pest control Orelia Oval Pavilion	235.66
	102489	Pest control Thomas Kelly Pavilion	257.08
	102490	Pest control Sloan Cottage	493.37
	102491	Pest control Wheatfield Taskers Cottage	366.00
	102492	Pest control John Wellard Community Centre	217.00
	102494	Pest control The Zone Youth Centre	217.00
	102493	Pest control Darius Wells Library	990.10
	102582	Pest control Casuarina Fire Station	316.54
	102583	Pest control Resource Centre Wandl	132.35
	102584	Pest control William Bertram Centre	217.00
	102585	Pest control Mandogalup Fire Station	195.00
	102586	Pest control Wandl Hall	132.35
	102590	Pest control Administration Building	525.91
Development WA	2.5	Refund overpaid rates - A23177	35,364.37
Winc Australia Pty Ltd	9036828319	Stationery for Administration Building	59.05
	9036786900	Stationery for Human Resources	10.65
Advanced Traffic Management (WA) Pt	00149106	Traffic management Rockingham Road	1,612.97
	00148633	Traffic management Henley Blvd	2,749.55
	00149102	Traffic management Anketell	4,180.79
ED Property Services	00001867	Callistemon Court U75 repairs to chimney	66.00
	00001866	Callistemon U2 install soakwell	275.00
	00001868	Callistemon U44 cleanup from burst water pipe	132.00
	00001865	Banksia Clubhouse repair broken hinges	77.00
	00001869	Banksia Park V60 replace garden shed	1,100.00
Data #3 Limited	02037415	Extreme networks renewal 0921 to 0922	763.11
Boffins Bookshop Pty Ltd	INV0152800	Assorted picture books	52.93
Department of Transport	8003378	Vehicle registration checks	20.50
Simply Headsets	INV-55603	Wireless headset for IT	290.00

# Payment Listing

Payments made between 01/08/2021 and 31/08/2021

Payee	Invoice	Description	Amount
Wendy Gaye Cooper	ICTALLOW21/22	ICT allowance	291.67
	MEETINGFEES21/22	Meeting fees	2,639.83
Master Lock Service	00008119	Various padlocks keyed	1,550.00
	00008127	Callistemon U15 repair rear gate lock	135.00
Fire & Emergency Services, Dept of	05August21	ESL collections for July 21 option A	644,642.10
Kev's Wheelie Kleen	13376	Bin cleaning William Bertram	220.00
ALSCO Pty Ltd	CPER2158240	Linen hire for Council dinners	59.63
Woolworths Group Limited	4165904	Items for morning tea at Library	216.22
	4081253	Items for Boola Maara Many Hands group	30.89
	4081276	Items for Dual Naming Engagement	125.33
	4081265	Items for Childrens Day	156.75
	96225330	Items for Cafe Splash at Recquatic Centre	66.00
	96165635	Items for Cafe Splash at Recquatic Centre	166.60
Elexacom	114921	Repairs to Resource Centre UV tube controller	1,534.23
	114875	Repair toilet lights at Recquatic Centre	551.80
	114873	Repair external lights at Mandogalup Fire Station	319.02
	114910	Banksia Park V10 replace faulty smoke detector	91.70
Lotus Folding Walls & Doors P/L	84857	Repairs to toy library cupboard	231.00
	84858	Repairs to Tuart Room door	231.00
Green Skills Inc / Ecojobs	P2587	Hire of personnel for Horticultural team 300721	3,875.70
	P2589	Hire of personnel for Horticultural team 160821	1,721.12
	P2588	Hire of personnel for Horticultural team 300721	3,442.23
Multispares Ltd	4550287	Set of brake pads and brake shoes	535.57
StrataGreen	135898	Weeding supplies and equipment	1,413.79
Labourforce Impex Personnel Pty Ltd	175858	Temp staff week ending 150821	1,997.50
	176033	Temp staff week ending 220821	1,595.64
HP Financial Services Pty Ltd	100001336860	Monthly payment contract 5389066248AUS2 Sep 21	15,535.22
Blackwood & Sons Ltd	PE7542AS	Cleaner vacuum pacvac	934.42
Frontline Fire and Rescue Equipment	71867	Repairs to foam system at Mandogalup Fire Station	1,680.80
Mervyn Thomas Kearney	ICTALLOW	ICT allowance	291.67
	MEETINGFEES21/22	Meeting fees	2,639.83
The Green Barista Coffee	19219	Refreshments for a Cuppa with a Cop event	500.00
Total Tools Rockingham	165060	Sharpening of thicknesser blades	175.50
Poolwerx Spearwood	INVSPE4983	Maintenance for Kwinana plant room	1,151.50
	INVSPE4984	Splash pad water quality test Adventure Park July	289.00
Bushfire Prone Planning	BPP-20735	Bushfire plan review Thomas Road	572.00
John Scarfe	93	Pens for citizenship ceremony	900.00
Lamp Replacements	IN1038491	Lamp replacements at various centres	565.18
Monique Mulligan	188	Writing activity at Book Week	325.00
Lo-Go Appointments	00424254	Temp staff week ending 140821	2,258.14
Charles Service Company	00034049	Cleaning various locations August 21	43,466.96
Accidental Health & Safety Perth	6762	Replacement adult defibrillator pads	145.00
Matthew James Rowse	ICTALLOW21/22	ICT allowance	291.67
	MEETINGFEES21/22	Meeting fees	2,639.83
Microcom Pty Ltd trading as MetroCo	INV029987	Road cleats and vent plugs	797.50
Kompan Playscape	SI220005	Sand wheel for Lambeth Circle	363.00
EFT TRANSFER: - 26/08/2021			235,150.08

# Payment Listing

Payments made between 01/08/2021 and 31/08/2021

Payee	Invoice	Description	Amount
Australian Services Union	PY01-04-Aust Ser	Payroll Deduction	250.73
	PY01-04-Aust Ser	Payroll Deduction	71.70
Australian Taxation Office	PY01-04-Australi	PAYG tax withheld	217,957.00
	PY99-03-Australi	PAYG tax withheld	3,928.00
Maxxia Pty Ltd	PY01-04-Maxxia P	Payroll Deduction	1,383.66
	PY01-04-Maxxia P	Payroll Deduction	1,580.25
Health Insurance Fund of WA (HIF)	PY01-04-Health I	Payroll Deduction	962.70
City of Kwinana - Xmas fund	PY01-04-TOK Chri	Payroll Deduction	7,260.00
Child Support Agency	PY01-04-Child Su	Payroll Deduction	1,366.27
LGRCEU	PY01-04-LGRCEU	Payroll Deduction	379.51
	PY01-04-LGREC U	Payroll Deduction	10.26
<b>Total EFT</b>			<b>-4,543,201.62</b>
<b>Payroll</b>			
Payroll			721,760.70
Payroll - Interim			8,007.99
Payroll			694,988.29
<b>Total Payroll</b>			<b>-1,424,756.98</b>
<b>Grand Total</b>			<b>-6,003,837.85</b>

# Credit Card Transactions

1/08/2021 to 31/08/2021

Transaction No	Tran Type	Tran Reference	Invoice Date	Actual	Transaction Description
<b>Credit card Functions Officer to 030821</b>				<b>\$553.69</b>	
5222381	Invoice	030821A	03/08/2021	\$97.91	Citizenship gift packaging
5222381	Invoice	030821A	03/08/2021	\$173.63	EMBS dinner
5222381	Invoice	030821A	03/08/2021	\$231.82	Woolworths delivery yearly subscription
5222381	GST	030821A	03/08/2021	\$50.33	GST
<b>Credit card Executive Assistant to 030821</b>				<b>\$149.85</b>	
5222383	Invoice	030821B	03/08/2021	\$22.73	Gift for departing staff member
5222383	Invoice	030821B	03/08/2021	\$32.73	Refreshments for farewell dinner
5222383	Invoice	030821B	03/08/2021	\$80.77	Flowers for elected member
5222383	GST	030821B	03/08/2021	\$13.62	GST
<b>Credit card Manager Economic Development and Advocacy to 030821</b>				<b>\$395.00</b>	
5222452	Invoice	030821C	03/08/2021	\$50.00	Coffee for Home Based Business meetup
5222452	Invoice	030821C	03/08/2021	\$154.55	Financial viability check for tender
5222452	Invoice	030821C	03/08/2021	\$154.55	Financial viability check for tender
5222452	GST	030821C	03/08/2021	\$35.90	GST
<b>Credit card Director City Development and Sustainability to 030821</b>				<b>\$664.60</b>	
5222454	Invoice	030821D	03/08/2021	\$36.91	Puncture repair
5222454	Invoice	030821D	03/08/2021	\$567.27	The West Australian subscription for Library
5222454	GST	030821D	03/08/2021	\$60.42	GST
<b>Credit card Manager Customer and Communications to 030821</b>				<b>\$1,266.86</b>	
5222460	Invoice	030821E	03/08/2021	\$0.68	Lucky Orange international transaction fee
5222460	Invoice	030821E	03/08/2021	\$1.18	Typeform international transaction fee
5222460	Invoice	030821E	03/08/2021	\$27.32	Lucky Orange website analytics tool
5222460	Invoice	030821E	03/08/2021	\$47.01	Typeform subscription
5222460	Invoice	030821E	03/08/2021	\$145.66	Facebook advertising
5222460	Invoice	030821E	03/08/2021	\$260.50	Facebook advertising

# Credit Card Transactions

1/08/2021 to 31/08/2021

Transaction No	Tran Type	Tran Reference	Invoice Date	Actual	Transaction Description
5222460	Invoice	030821E	03/08/2021	\$378.17	Mailchimp email marketing software
5222460	Invoice	030821E	03/08/2021	\$406.34	Facebook advertising
<b>Credit card Director City Infrastructure to 030821</b>				<b>\$1,135.87</b>	
5222462	Invoice	030821F	03/08/2021	\$452.65	Western Power application WS-168832W5Q3
5222462	Invoice	030821F	03/08/2021	\$579.95	Go Daddy yearly web hosting renewal
5222462	GST	030821F	03/08/2021	\$103.27	GST
<b>Credit card Director City Engagement to 030821</b>				<b>\$362.96</b>	
5222464	Invoice	030821G	03/08/2021	\$13.70	Refreshments for Nutrition Workshop
5222464	Invoice	030821G	03/08/2021	\$26.73	Refreshments for Community event
5222464	Invoice	030821G	03/08/2021	\$32.44	Refreshments for Breast Screen WA Workshop
5222464	Invoice	030821G	03/08/2021	\$64.50	Refreshments for Breast Screen WA Workshop
5222464	Invoice	030821G	03/08/2021	\$76.86	Refreshments for Nutrition Workshop
5222464	Invoice	030821G	03/08/2021	\$128.10	Refreshments for Community event
5222464	GST	030821G	03/08/2021	\$20.63	GST
<b>Credit card Rates Coordinator to 030821</b>				<b>\$1,149.50</b>	
5222467	Invoice	030821H	03/08/2021	\$1,149.50	Court fees for lodgement of warrant applications
<b>Credit card Manager Human Resources to 030821</b>				<b>\$1,955.31</b>	
5222470	Invoice	030821I	03/08/2021	\$16.23	Gift cards for staff value awards
5222470	Invoice	030821I	03/08/2021	\$70.82	Flowers for staff member
5222470	Invoice	030821I	03/08/2021	\$154.21	Youth Affairs Council seminar
5222470	Invoice	030821I	03/08/2021	\$490.00	OHS first aid table
5222470	Invoice	030821I	03/08/2021	\$546.30	LinkedIn advertising
5222470	Invoice	030821I	03/08/2021	\$550.00	Gift cards for staff value awards
5222470	GST	030821I	03/08/2021	\$127.75	GST
<b>Grand Total:</b>				<b>\$7,633.64</b>	

## **18.5 Extension of Contract - Tender - 640KWN18 - Supply Delivery and Application of Hot Bituminous Concrete**

### **SUMMARY:**

The Contract for 640KWN18 - Supply Delivery and Application of Hot Bituminous Concrete, was awarded to Downer EDI Works on November 14<sup>th</sup> 2018 at the ordinary council meeting (resolution #314).

This Contract expires on 21 November 2021. The City requires Council approval to extend this Contract beyond the Contract term until 31<sup>st</sup> May 2022. Due to stimulus projects associated with COVID Recovery, the procurement of a new tenderer at this time will be difficult. The associated regulations allow Council to extend the current contract in these circumstances as will be addressed further in this report.

The rates to be adopted as part of this Contract Extension will be based on the current Contract rates and are outlined in detail in Confidential Attachment A. These rates will be subject to CPI increase based on the September Qtr 2020 to September Qtr 2021 percentage change.

### **OFFICER RECOMMENDATION:**

#### **That Council:**

- 1. Pursuant to the Local Government (Functions and General) Regulations 11(2)(ja) approve the Contract extension for Contract 640KWN18 - Supply Delivery and Application of Hot Bituminous Concrete to Downer EDI Works.**
- 2. Validate the extended Contract period, expiring 31<sup>st</sup> May 2022, subject to CPI price adjustments as per the Contract.**
- 3. Authorise the CEO to execute the Contract extension process.**

### **DISCUSSION:**

During the planning stage for the new tender, it was identified that the current Contract is expiring and the new contract would commence during the “peak season” for these works with the nature of this industry. This means that works needing to be performed in November/December need to be arranged and scheduled well in advance to ensure availability and capacity of the Contractor. Further to this, it is very difficult at present to secure the contractors for works given the current industry climate and high demands due to COVID Stimulus Packages – Local Roads and Community Infrastructure Program - awarded to Local Governments to stimulate the economy.

If the City are to conduct a tender process and wait for the new Contract to be awarded, the Contractor (whether they be the incumbent or a new Contractor) will likely be fully booked and/or too busy to complete the works in the City’s required timeframe, which would lead to costly operational delays and affect our requirement to complete grant funded projects within required timeframes.

Following consideration of operational needs City Officers recommend that extending the current contract will be the most advantageous outcome for the City and will also ensure that both the current and future contracts commence and expire during the “off-peak season”.



**18.5 EXTENSION OF CONTRACT - TENDER - 640KWN18 - SUPPLY DELIVERY AND APPLICATION OF HOT BITUMINOUS CONCRETE**

The Contractor has expressed their desire to extend the Contract for a 6-month period, ending 31<sup>st</sup> May 2022. Prior to the expiry, City Officers will conduct a new tender process to appoint a contractor for works post the expiry date.

Under the *Local Government (Functions and General) Regulations 1996* Regulation 11(2)(ja), tenders do not have to be publicly invited if:

- The contract is a renewal or extension of the term of a contract (original contract) that expires within 3 months; and
- The renewal/extension is for a term of not more than 12 months from expiry of original contract; and
- The contract for renewal/extension is entered into during a state of emergency declaration

This extension request meets all of the above criteria, with the state of emergency declaration, due to the COVID pandemic, currently in place until 24 September 2021.

**LEGAL/POLICY IMPLICATIONS:**

Under the *Local Government (Functions and General) Regulations 1996*, Regulation 11(2)(ja), Tenders do not have to be publicly invited if:

- The contract is a renewal or extension of the term of a contract (original contract) that expires within 3 months; and
- The renewal/extension is for a term of not more than 12 months from expiry of original contract; and
- The contract for renewal/extension is entered into during a state of emergency declaration

**FINANCIAL/BUDGET IMPLICATIONS:**

This service Contract is funded via project budgets over the financial year period. The terms of the extension of the contract are detailed in Confidential Attachment A.

**ASSET MANAGEMENT IMPLICATIONS:**

Nil.

**ENVIRONMENTAL/PUBLIC HEALTH IMPLICATIONS:**

There are no implications on any determinants of health as a result of this report.

**18.5 EXTENSION OF CONTRACT - TENDER - 640KWN18 - SUPPLY DELIVERY AND APPLICATION OF HOT BITUMINOUS CONCRETE****STRATEGIC/SOCIAL IMPLICATIONS:**

This proposal will support the achievement of the following outcome and objective detailed in the Strategic Community Plan and Corporate Business Plan.

Plan	Outcome	Objective
Strategic Community Plan	Infrastructure and services that are affordable and contribute to health and wellbeing	3.1 Develop quality, affordable infrastructure and services designed to improve the health and wellbeing of the community

**COMMUNITY ENGAGEMENT:**

There are no community engagement implications as a result of this report

**19 Notices of motions of which previous notice has been given**

**20 Notices of motions for consideration at the following meeting if given during the meeting**

**21 Late and urgent Business**

Note: In accordance with Clauses 3.13 and 3.14 of Council's Standing Orders, only items resolved by Council to be Urgent Business will be considered.

**COUNCIL DECISION**

**###**

**MOVED CR**

**SECONDED CR**

**That Council deal with the ..... items of urgent business as presented in the Addendum to the Agenda.**

**22 Reports of Elected Members**

**23 Answers to questions which were taken on notice**

Nil

**24 Mayoral Announcements**

## 25 Confidential items

### 25.1 Lease of Level 1, 18 Darius Drive, Kwinana

**This report and its attachments are confidential in accordance with Section 5.23(2)(c) of the *Local Government Act 1995*, which permits the meeting to be closed to the public for business relating to the following:**

- (c) a contract entered into, or which may be entered into, by the local government and which relates to a matter to be discussed at the meeting;**

**25.2 688KWN21 – Expression of Interest – Kwinana Adventure Park – 18 Hole Mini Golf Course**

**This report and its attachments are confidential in accordance with Section 5.23(2)(c) of the *Local Government Act 1995*, which permits the meeting to be closed to the public for business relating to the following:**

- (c) a contract entered into, or which may be entered into, by the local government and which relates to a matter to be discussed at the meeting;**

## **26 Close of meeting**