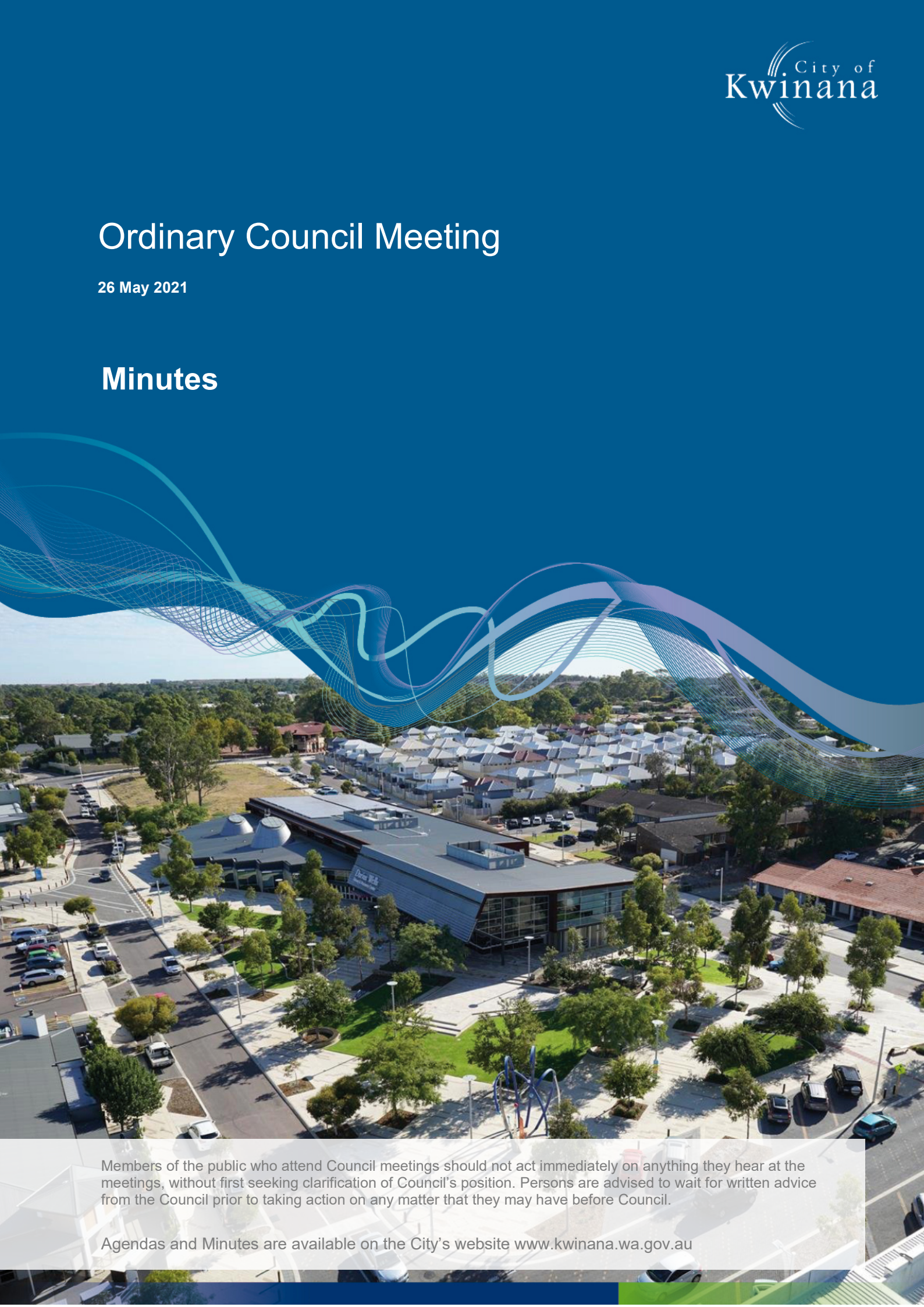


# Ordinary Council Meeting

26 May 2021

## Minutes

An aerial photograph of the Kwinana City Centre, showing a large modern building with a glass facade and a curved roof, surrounded by greenery, trees, and parking areas. The image is overlaid with a decorative blue and white wavy graphic that flows across the top and middle of the page.

Members of the public who attend Council meetings should not act immediately on anything they hear at the meetings, without first seeking clarification of Council's position. Persons are advised to wait for written advice from the Council prior to taking action on any matter that they may have before Council.

Agendas and Minutes are available on the City's website [www.kwinana.wa.gov.au](http://www.kwinana.wa.gov.au)

## TABLE OF CONTENTS

1	Opening and announcement of visitors .....	4
2	Acknowledgement of country .....	4
3	Dedication.....	4
4	Attendance, apologies, Leave(s) of absence (previously approved).....	4
5	Public Question Time.....	5
6	Receiving of petitions, presentations and deputations:.....	5
6.1	Petitions:.....	5
6.2	Presentations: .....	5
6.3	Deputations: .....	5
7	Confirmation of minutes .....	5
7.1	Ordinary Meeting of Council held on 12 May 2021:.....	5
8	Declarations of Interest (financial, proximity, impartiality – both real and perceived) by Members and City Officers .....	5
9	Requests for leave of absence .....	5
10	Items brought forward for the convenience of those in the public gallery .....	6
11	Any business left over from previous meeting .....	6
12	Recommendations of committees .....	6
13	Enbloc reports.....	6
14	Reports - Community.....	6
15	Reports – Economic.....	6
16	Reports – Natural Environment.....	6
17	Reports – Built Infrastructure.....	7
17.1	Development Application – Use Not Specified - Short-Term Accommodation: Lot 790 (3) Meharry Road Parmelia .....	7
18	Reports – Civic Leadership .....	18
18.1	Budget Variations.....	18
18.2	Monthly Financial Report April 2021 .....	21
18.3	Accounts for payment for the month ended 30 April 2021 .....	24
18.4	2020 / 2021 Budget Review April .....	28
18.5	Consideration of Advertised Differential Rates Submissions and Request for Ministerial Approval of 2020/2021 Proposed Differential Rates and Minimum Payments .....	33
19	Notices of motions of which previous notice has been given .....	39
20	Notices of motions for consideration at the following meeting if given during the meeting .....	39
21	Late and urgent Business.....	39
22	Reports of Elected Members .....	39
22.1	Councillor Wendy Cooper.....	39
22.2	Councillor Sandra Lee.....	39
22.3	Councillor Matthew Rowse .....	40
22.4	Councillor Dennis Wood .....	41
23	Answers to questions which were taken on notice .....	41

<b>24</b>	<b>Mayoral Announcements .....</b>	<b>41</b>
<b>25</b>	<b>Confidential items .....</b>	<b>44</b>
<b>25.1</b>	<b>Nomination for City of Kwinana Freeman of the Municipality .....</b>	<b>44</b>
<b>26</b>	<b>Close of meeting .....</b>	<b>45</b>

## **Present:**

MAYOR CAROL ADAMS, OAM  
DEPUTY MAYOR PETER FEASEY  
CR W COOPER  
CR M KEARNEY  
CR S LEE  
CR M ROWSE  
CR D WOOD  
CR S WOOD

MR W JACK, Chief Executive Officer  
MRS M COOKE, Director City Development and Sustainability  
MR D ELKINS, Director City Infrastructure / Acting Director City Business  
MRS B POWELL, Director City Engagement  
MRS L BARKER, Functions Officer  
MS A MCKENZIE, Council Administration Officer

Members of the Press 0  
Members of the Public 0

## **1 Opening and announcement of visitors**

*Presiding Member declared the meeting open at 5:30pm and welcomed all in attendance.*

## **2 Acknowledgement of country**

*Presiding Member read the Acknowledgement of country*

*"It gives me great pleasure to welcome you all here and before commencing the proceedings, I would like to acknowledge that we come together tonight on the traditional land of the Noongar people and we pay our respects to their Elders past and present."*

## **3 Dedication**

*Councillor Dennis Wood read the dedication*

*"May we, the Elected Members of the City of Kwinana, have the wisdom to consider all matters before us with due consideration, integrity and respect for the Council Chamber.*

*May the decisions made be in good faith and always in the best interest of the greater Kwinana community that we serve."*

## **4 Attendance, apologies, Leave(s) of absence (previously approved)**

**Apologies**

Nil

**Leave(s) of Absence (previously approved):**

Nil

## 5 Public Question Time

Nil

## 6 Receiving of petitions, presentations and deputations:

### 6.1 Petitions:

Nil

### 6.2 Presentations:

Nil

### 6.3 Deputations:

Nil

## 7 Confirmation of minutes

### 7.1 Ordinary Meeting of Council held on 12 May 2021:

#### COUNCIL DECISION

427

MOVED CR S LEE

SECONDED CR M ROWSE

That the Minutes of the Ordinary Meeting of Council held on 12 May 2021 be confirmed as a true and correct record of the meeting.

CARRIED  
8/0

## 8 Declarations of Interest (financial, proximity, impartiality – both real and perceived) by Members and City Officers

Councillor Dennis Wood declared an impartiality interest in item 25.1, Nomination for City of Kwinana Freeman of the Municipality due to being a member of the Kwinana Lions Club.

Councillor Sherilyn Wood declared an impartiality interest in item 25.1, Nomination for City of Kwinana Freeman of the Municipality due to being a member of the Kwinana Lions Club.

## 9 Requests for leave of absence

Nil

**10 Items brought forward for the convenience of those in the public gallery**

Nil

**11 Any business left over from previous meeting**

Nil

**12 Recommendations of committees**

Nil

**13 Enbloc reports**

Nil

**14 Reports - Community**

Nil

**15 Reports – Economic**

Nil

**16 Reports – Natural Environment**

Nil

## 17 Reports – Built Infrastructure

### 17.1 Development Application – Use Not Specified - Short-Term Accommodation: Lot 790 (3) Meharry Road Parmelia

#### DECLARATION OF INTEREST:

There were no declarations of interest declared.

#### SUMMARY:

A development application has been received for proposed short term accommodation (refer Attachments B, C, D) in an existing Single house on Lot 790 (No. 3) Meharry Road Parmelia (the subject site – refer Attachment A).

The purpose of this application is to seek permission for short-term guests, who attend the site for days or weeks, to stay at the property on a short term basis. No long-term residents are intended to stay on site at the same time as the short term guests. The proposed short term accommodation does not employ any staff and a maximum of six occupants is to be accommodated on site, in total, at any time. The applicant has advised that all resident and guest parking is to be contained within the lot.

The application is required to be assessed as a 'Use Not Specified as it is not consistent with the use classes specified in the zoning table of Local Planning Scheme No. 2 (LPS2). City Officers do not have delegation to approve these uses and the application is therefore presented to Council for its determination.

It is considered that short-term accommodation is acceptable within the Residential Zone, as it will have no more than six guests, which is generally consistent with a 'single house'. The amenity for surrounding lots will be maintained by the limitation on the number of guests, hours of arrival / departure and specified locations for vehicle parking to occur. The use may also provide the added benefit to the City by providing temporary accommodation for tourists or visitors wishing to visit the area.

The City consulted with owners and occupiers of surrounding lots within a 50m radius of the subject site. No submissions were received during the 14 day consultation period.

The development application is recommended for approval, subject to conditions relating to the management of the premises.

#### OFFICER RECOMMENDATION:

That Council resolve to approve the proposed change of use to 'use not specified' (Short Term Accommodation) on Lot 790 (No. 3) Meharry Road, Parmelia as shown on the plans in Attachments B and C subject to the following conditions and advice notes:

#### CONDITIONS:

- (1) A maximum of five guests are to be accommodated on the lot at any one time, to the satisfaction of the City of Kwinana.
- (2) Check-in and Check-out of guests is to be limited to occur only between the hours of 9:00 AM to 6:00 PM
- (3) Vehicle parking for guests is only permitted to occur within the lot (including parking on the driveway and within the garage).

17.1 DEVELOPMENT APPLICATION – USE NOT SPECIFIED - SHORT-TERM ACCOMMODATION: LOT 790 (3) MEHARRY ROAD PARMELIA

- (4) The approved Management Plan being updated and implemented prior to commencement of short-term accommodation, to the satisfaction of the City of Kwinana, with regard to the following matters:
  - (i) A code of conduct being prepared detailing the expected behaviour and obligations of guests. The code of conduct is to be displayed in a prominent position within the premises;
  - (ii) Management of complaints, in the form of a Complaints Management Procedure (which must include the provision of the short-term accommodation owners/managing agents contact telephone number to adjoining neighbours);
  - (iii) Details regarding guest check-in and check-out procedures;
  - (iv) Management of car parking; and,
  - (v) Compliance with the *Environmental Protection (Noise) Regulations 1992*,
- (5) No other signage to be erected other than signs exempted from Council Planning Approval pursuant to Appendix VII of the Local Planning Scheme No 2 to the satisfaction of the City of Kwinana.
- (6) This approval relates only to the proposed short term accommodation land use. It does not relate to any structures or other development on the lot.

ADVICE NOTES

- (1) If the development the subject of this approval is not substantially commenced within a period of 2 years, or another period specified in the approval after the date of the determination, the approval will lapse and be of no further effect.
- (2) Notwithstanding advice note 1, the Minister for Planning has issued a formal notice extending the deadline for substantial commencement by an additional two (2) years for all applications approved during the current State of Emergency. In effect, this means that the timeframe for substantial commencement is now four (4) years from the date of this determination.
- (3) Where an approval has so lapsed, no development must be carried out without the further approval of the local government having first been sought and obtained.
- (4) Should the applicant be aggrieved by the decision or any condition imposed, then a right of review should be lodged with the State Administrative Tribunal within 28 days of the date of this decision.
- (5) The application involves a Change of Classification from Class 1a building to a Class 1b building and as such requires the submission of an Occupancy Permit Application to permit the Change of Classification to be assessed. The premises will be required to be upgraded to comply with the requirements of a Class 1b building including the following:
  - (i) A lighting system must be installed to assist evacuation of occupants in the event of a fire, and this system is to be activated by the smoke alarm and consist of a light incorporated within the smoke alarm or the lighting located in the corridor or hallway or area served by the smoke alarm.
  - (ii) The building will need to provide access and features for people with a disability. Accessible toilet and shower facilities, access within the dwelling and access to the building IAW BCA Volume One.



**17.1 DEVELOPMENT APPLICATION – USE NOT SPECIFIED - SHORT-TERM ACCOMMODATION: LOT 790 (3) MEHARRY ROAD PARMELIA**

- (6) The applicant should ensure the proposed development complies with all other relevant legislation, including but not limited to, the *Environmental Protection Act 1986* and Regulations, *Health Act 1911* and Regulations, and the National Construction Code.
- (7) Pursuant to clause 26 of the Metropolitan Region Scheme, this approval is deemed to be an approval under clause 24(1) of the Metropolitan Region Scheme.

**DISCUSSION:****Land Status**

Metropolitan Region Scheme:	Urban
City of Kwinana Town Planning Scheme No. 2:	Residential R20

**The Proposal**

An application for development approval has been received for proposed change of use to short term accommodation at Lot 790 (No. 3) Meharry Road, Parmelia (the site). The site of 478m<sup>2</sup> is currently developed with a Single house. The surrounding land was recently developed over the past several years with residential development, predominantly single houses. Nearby public open space reserves are located on Stevenson Boulevard (100m via footpath) Parmelia Avenue (200m) and Parkway Gardens (200m).

The applicant seeks approval to make the existing four bedroom residence available for short-term accommodation purposes. The owners of the property intend to live off-site and do not employ any staff. The owners propose to limit occupancy to a maximum of five guests at any time. Car parking areas consist of the two spaces in the existing double garage with an additional two spaces being provided on the existing driveway.

A review of the City's records and online advertising indicates that the proposed short-term accommodation activity has not commenced prior to approval.

**Planning assessment**

The application addresses the following Strategic Directions of the City's draft Local Planning Strategy under the strategies 'Community theme:-

- Ensure a range of lot sizes and dwelling types for a diversity of households, allowing residents to stay in their communities as they age as well as providing a range of housing options for young people and families with a high level of amenity.
- Encourage high quality housing developments targeted to households at different life stages and income levels, including a mix of lower to moderate income groups

**17.1 DEVELOPMENT APPLICATION – USE NOT SPECIFIED - SHORT-TERM ACCOMMODATION: LOT 790 (3) MEHARRY ROAD PARMELIA**

**Use not specified**

The application seeks approval for a “use not specified” under clause 4.7 of LPS2, as it does not fit entirely within the relevant definitions in LPS2. These include;

- “Residential Building” does not include the potential use of the site by a single guest (e.g. it is considered onerous to insist on a minimum two guest’s occupancy, just to match this definition).
- “Bed and Breakfast” includes provision of food (breakfast), which is not intended in this particular case. It is possible that other short-term accommodation premises (e.g, “Air B ‘n B” type activity) could be assessed as the Bed and Breakfast land use class.
- “Hotel” relates to a premises granted a hotel licence under the *Liquor Act*.

In the absence of specific scheme or policy provisions to guide assessment of the application, the application is considered against Regulation 67 – ‘Matters to be considered by local government’ of the *Planning and Development (Local Planning Schemes) Regulations 2015* (‘the Regulations). Where further elaboration is required, the matter is detailed further in the report.

Matters to be considered	Comment
<p>(a) the aims and provisions of this Scheme and any other local planning scheme operating within the Scheme area;</p>	<p>LPS2 does not restrict or designate any particular area for this type of activity to occur. There are no provisions for this type of activity, it has not specifically been permitted or prohibited.</p> <p>The site is located within Policy Area 18 – Kwinana Townsite in the Scheme, whereby “...<i>low density single family residential development has been established in accordance with an overall structure plan</i>”.</p> <p>The application for short-term accommodation is not considered to conflict with the objectives of LPS2 Policy Area 18.</p>
<p>(h) any structure plan, activity centre plan or local development plan that relates to the development;</p>	<p>The site is not located in a current structure plan area.</p> <p>The site is located within Cassia Rise Local Development Plan (LDP) area. However, the LDP provisions relate to the establishment and construction of new houses and lots. The ongoing use of the site is not regulated by the LDP.</p> <p>The proposal is considered consistent with the objectives of the LDP.</p>

17.1 DEVELOPMENT APPLICATION – USE NOT SPECIFIED - SHORT-TERM ACCOMMODATION: LOT 790 (3) MEHARRY ROAD PARMELIA

<p>(m) the compatibility of the development with its setting including the relationship of the development to development on adjoining land or on other land in the locality including, but not limited to, the likely effect of the height, bulk, scale, orientation and appearance of the development;</p>	<p>The proposed use of the site for short-term accommodation is considered compatible with the Residential Zone. The activity is not considered to interfere with quiet enjoyment of the surrounding lots, and the residential character of the area is not anticipated to be substantially affected by the proposed activity.</p> <p>Further assessment on the character and amenity impacts of the site are included in the report below.</p>
<p>(n) the amenity of the locality including the following —</p> <ul style="list-style-type: none"> <li>(i) environmental impacts of the development;</li> <li>(ii) the character of the locality;</li> <li>(iii) social impacts of the development;</li> </ul>	<p>As above.</p>
<p>(r) the suitability of the land for the development taking into account the possible risk to human health or safety;</p>	<p>Building and Health officer referral responses indicate the existing building shall be upgraded to ensure safety and suitability. E.g. smoke alarms to be installed for a class 2b building and ensure light emissions are consistent with the relevant Australian Standards.</p> <p>These matters are addressed by Health and Building legislation, as part of further application(s) for a building permit or occupancy permit.</p> <p>The site is considered suitable for the proposed short term accommodation use. The City is not aware of any significant hazard or contamination.</p>
<p>(s) the adequacy of —</p> <ul style="list-style-type: none"> <li>(i) the proposed means of access to and egress from the site; and</li> <li>(ii) arrangements for the loading, unloading, manoeuvring and parking of vehicles;</li> </ul>	<p>Access and egress is intended to occur via the existing driveway. The existing garage is to be used for parking of guests' vehicles.</p> <p>Adequate space is considered to be available for loading and unloading of luggage, on the driveway and in the garage.</p>

17.1 DEVELOPMENT APPLICATION – USE NOT SPECIFIED - SHORT-TERM ACCOMMODATION: LOT 790 (3) MEHARRY ROAD PARMELIA

<p>(t) the amount of traffic likely to be generated by the development, particularly in relation to the capacity of the road system in the locality and the probable effect on traffic flow and safety;</p>	<p>The combined total quantity of persons on site is not intended to exceed five at any one time. As four bedrooms are available for accommodation it is difficult to pre-empt the number of separate vehicles which may concurrently attend the site, however it would be a maximum of five. Visitors are expected to arrive and depart via a combination of transport modes including private vehicles, hire cars, taxis and the like. The anticipated number of separate visitors' vehicles which would require parking on site is similarly limited by the capacity of the house.</p> <p>It is recommended that parking be limited to occur only in the garage and on the driveway. The traffic for the site is not anticipated to exceed that of the currently approved Single house, which can be shared by six occupants under the R-Codes. The proposed maximum capacity of five guests is therefore reducing the number of people permitted to stay on site. It is considered that the existing road network has sufficient capacity for the proposed short term accommodation activity to occur without any traffic issues.</p> <p>The management statement is to be implemented via a recommended condition of development approval to ensure appropriate management of the short term guests.</p>
<p>(u) the availability and adequacy for the development of the following —</p> <ul style="list-style-type: none"> <li>(i) public transport services;</li> <li>(ii) public utility services;</li> <li>(iii) storage, management and collection of waste;</li> <li>(iv) access for pedestrians and cyclists (including end of trip storage, toilet and shower facilities);</li> <li>(v) access by older people and people with disability;</li> </ul>	<p>Under the R-Codes two car parking bays are required for the house, provided in the garage, as the site is not located in an area served by high frequency bus routes and it is located 1.2km from the Wellard train station.</p> <p>Public utility services are considered suitable for the existing single house. Short term accommodation activities are not anticipated to require any upgrades to services.</p> <p>Waste collection is not anticipated to exceed normal residential quantities due to the total number of guests and residents on the lot.</p>

17.1 DEVELOPMENT APPLICATION – USE NOT SPECIFIED - SHORT-TERM ACCOMMODATION: LOT 790 (3) MEHARRY ROAD PARMELIA

	<p>Pedestrian and cycle access is considered adequate. The existing single house can be considered to host end-of-trip facilities in the form of regular domestic bathroom access.</p> <p>No particular provisions have been identified for access by older people or people with disability. The development is single storey and does not present any particular obstacles for people with special access needs.</p>
<p>(zb) any other planning consideration the local government considers appropriate.</p>	<p>Short stay accommodation services are a relatively widespread phenomenon, particularly with the convenience of online booking services. Council’s decision on this application will reinforce the City’s expectations towards similar future proposals for short-term accommodation to occur on residential lots.</p>

**Amenity**

In assessing amenity in an established residential setting, considerations include the likely impact that a land use might create with regard to noise or disruption. The intended check-in / check-out times (proposed 10am - 6pm) are considered appropriate to reduce the potential impact of loading or unloading luggage and vehicle noise.

A Management Statement was submitted by the applicants as a covering letter and this is recommended to be implemented as a condition of development approval to promote responsible management of short term guests by the property owners. It is recommended that the management plan be updated to include further detail including a code of conduct for guests, a complaints procedure, the management of parking and compliance with noise regulations. In addition to the site-specific management by the operators, any activity on the property would be subject to the same noise regulations and compliance requirements as the surrounding residential tenancies.

With regard to number of guests, the applicant proposes a maximum of five concurrent guests. Whereas a maximum of six occupants is permitted on a non-temporary basis under the R-Codes definition of ‘single house’ and ‘dwelling’. It is recommended that a condition limit a maximum occupancy to five guests, for the purpose of protecting the amenity of the surrounding lots. The recommended limit would also serve to reinforce Council’s expectations for short-term accommodation in the residential zone, by establishing an accepted practice.

As discussed above, it is considered that adequate parking area is available within the lot for a single house (up to six unrelated people) and that parking for the five short-term guests can be accommodated without disruption to surrounding residential lots both in the driveway and garage.

**17.1 DEVELOPMENT APPLICATION – USE NOT SPECIFIED - SHORT-TERM ACCOMMODATION: LOT 790 (3) MEHARRY ROAD PARMELIA**

**Neighbour consultation**

The application was referred to surrounding owners and occupiers within a 50m radius from the site. No submissions were received during the 14 day consultation period.

**CONCLUSION**

It is considered that the proposed short-term accommodation use is acceptable, as it will have low volume of patrons consistent with the definition of 'single house' and, through appropriate management controls, will maintain amenity for surrounding lots. The use may also provide the added benefit to the City by providing temporary accommodation for tourists or visitors wishing to visit the area.

The application is recommended for conditional approval.

**LEGAL/POLICY IMPLICATIONS:**

For the purpose of Councillors considering a financial or impartiality interest only, the applicant / landowners are Steven and Lulu Manu.

The following strategic and policy based documents were considered in assessing the application:

Legislation

*Planning and Development Act 2005*

*Planning and Development (Local Planning Schemes) Regulations 2015*

*Building Code of Australia*

*Health Act 1911*

Schemes

Metropolitan Region Scheme

City of Kwinana Local Planning Scheme No. 2

**FINANCIAL/BUDGET IMPLICATIONS:**

There are no financial implications as a result of this report.

**ASSET MANAGEMENT IMPLICATIONS:**

There are no asset management implications as a result of this report.

**ENVIRONMENTAL IMPLICATIONS:**

There are no implications related to any vegetation.

**17.1 DEVELOPMENT APPLICATION – USE NOT SPECIFIED - SHORT-TERM ACCOMMODATION: LOT 790 (3) MEHARRY ROAD PARMELIA**

**STRATEGIC/SOCIAL IMPLICATIONS:**

This recommendation will support the achievement of the following outcome and objective detailed in the Strategic Community Plan.

Plan	Outcome	Objective
Strategic Community Plan	A well planned City	4.4 Create diverse places and spaces where people can enjoy a variety of lifestyles with high levels of amenity.

**COMMUNITY ENGAGEMENT:**

The application was referred to surrounding owners and occupiers within a 50m radius from the site. No submission was received during the 14 consultation period.

**PUBLIC HEALTH IMPLICATIONS**

The short-term accommodation activity will need to meet the relevant environmental health requirements for noise and light emissions.

**RISK IMPLICATIONS:**

The risk implications in relation to this proposal are as follows:

Risk Event	Appeal of Council's decision on the proposed Use not Specified.
Risk Theme	Failure to fulfil statutory regulations or compliance requirements Providing inaccurate advice/ information.
Risk Effect/Impact	Reputation Compliance Environment
Risk Assessment Context	Strategic
Consequence	Minor
Likelihood	Possible
Rating (before treatment)	Low
Risk Treatment in place	Reduce - mitigate risk
Response to risk treatment required/in place	<ul style="list-style-type: none"> <li>• Work instructions in place and checklists used when assessing the application.</li> <li>• Consideration of the application within the statutory timeframes.</li> <li>• Compliance of the proposal with LPS2 and other relevant planning legislation.</li> <li>• Liaising with the applicant throughout the application process.</li> </ul>
Rating (after treatment)	Low

**17.1 DEVELOPMENT APPLICATION – USE NOT SPECIFIED - SHORT-TERM ACCOMMODATION: LOT 790 (3) MEHARRY ROAD PARMELIA****COUNCIL DECISION****428****MOVED CR D WOOD****SECONDED CR M KEARNEY**

**That Council resolve to approve the proposed change of use to ‘use not specified’ (Short Term Accommodation) on Lot 790 (No. 3) Meharry Road, Parmelia as shown on the plans in Attachments B and C subject to the following conditions and advice notes:**

**CONDITIONS:**

- (1) A maximum of five guests are to be accommodated on the lot at any one time, to the satisfaction of the City of Kwinana.**
- (2) Check-in and Check-out of guests is to be limited to occur only between the hours of 9:00 AM to 6:00 PM**
- (3) Vehicle parking for guests is only permitted to occur within the lot (including parking on the driveway and within the garage).**
- (4) The approved Management Plan being updated and implemented prior to commencement of short-term accommodation, to the satisfaction of the City of Kwinana, with regard to the following matters:**
  - (i) A code of conduct being prepared detailing the expected behaviour and obligations of guests. The code of conduct is to be displayed in a prominent position within the premises;**
  - (ii) Management of complaints, in the form of a Complaints Management Procedure (which must include the provision of the short-term accommodation owners/managing agents contact telephone number to adjoining neighbours);**
  - (iii) Details regarding guest check-in and check-out procedures;**
  - (iv) Management of car parking; and,**
  - (v) Compliance with the *Environmental Protection (Noise) Regulations 1992*,**
- (5) No other signage to be erected other than signs exempted from Council Planning Approval pursuant to Appendix VII of the Local Planning Scheme No 2 to the satisfaction of the City of Kwinana.**
- (6) This approval relates only to the proposed short term accommodation land use. It does not relate to any structures or other development on the lot.**

**ADVICE NOTES**

- (1) If the development the subject of this approval is not substantially commenced within a period of 2 years, or another period specified in the approval after the date of the determination, the approval will lapse and be of no further effect.**
- (2) Notwithstanding advice note 1, the Minister for Planning has issued a formal notice extending the deadline for substantial commencement by an additional two (2) years for all applications approved during the current State of Emergency. In effect, this means that the timeframe for substantial commencement is now four (4) years from the date of this determination.**
- (3) Where an approval has so lapsed, no development must be carried out without the further approval of the local government having first been sought and obtained.**



**17.1 DEVELOPMENT APPLICATION – USE NOT SPECIFIED - SHORT-TERM ACCOMMODATION: LOT 790 (3) MEHARRY ROAD PARMELIA**

- (4) Should the applicant be aggrieved by the decision or any condition imposed, then a right of review should be lodged with the State Administrative Tribunal within 28 days of the date of this decision.**
- (5) The application involves a Change of Classification from Class 1a building to a Class 1b building and as such requires the submission of an Occupancy Permit Application to permit the Change of Classification to be assessed. The premises will be required to be upgraded to comply with the requirements of a Class 1b building including the following:**
  - (iii) A lighting system must be installed to assist evacuation of occupants in the event of a fire, and this system is to be activated by the smoke alarm and consist of a light incorporated within the smoke alarm or the lighting located in the corridor or hallway or area served by the smoke alarm.**
  - (iv) The building will need to provide access and features for people with a disability. Accessible toilet and shower facilities, access within the dwelling and access to the building IAW BCA Volume One.**
- (6) The applicant should ensure the proposed development complies with all other relevant legislation, including but not limited to, the *Environmental Protection Act 1986* and Regulations, *Health Act 1911* and Regulations, and the National Construction Code.**
- (7) Pursuant to clause 26 of the Metropolitan Region Scheme, this approval is deemed to be an approval under clause 24(1) of the Metropolitan Region Scheme.**

**CARRIED BY AN ABSOLUTE MAJORITY OF COUNCIL  
8/0**

**NOTE – That the Officer Recommendation has been amended by City Officers to be carried by an absolute majority of Council to ensure that it is meeting the requirements of the Planning Scheme.**

Attachment A - Context Map



Subject Site

# Attachment B - Floor Plan

**CLIENT NOTE**  
ALL DIMENSIONS STATED ON THIS DRAWING RELATE TO BRICKWORK SETOUT ONLY. NO ALLOWANCE IS MADE FOR ADDITIONS OF PLASTER OR WALL FINISH WHERE THESE APPLY. CARE SHOULD BE TAKEN TO INCLUDE SUCH ALLOWANCE IN CALCULATION OF CLEARANCE REQUIRED FOR FUTURE FITTINGS.

### SITE MANAGER NOTES

**GENERAL NOTE**  
1. STEELWORK SHOWN ARE ESTIMATES REFER TO SCHEDULER FOR CORRECT LOCATIONS AND REQUIREMENTS.  
2. NUMBER AND PLACING OF RWPS IS APPROXIMATE AND GOVERNED BY ROOF STRUCTURE AND AT PLUMBERS DISCRETION.

**CONCRETOR NOTE**  
25mm SETDOWN REQUIRED TO SAND PAD ON WET AREAS

**BRICKLAYER NOTE**  
**NOTES 1-4 APPLICABLE FOR TIN ROOF ONLY (REFER TO ELEVATION)**  
1. ROOF TO BE ANCHORED DOWN WITH 32mm x 1.0mm HOOP IRON STRAPS @ 12c BELOW WALL PLATE @ 1200CTS.  
2. FULL LENGTH PGI STRAPS TO ALL ATTACHED PIERS.  
3. FULL LENGTH HOOP IRON STRAPS TO OPENINGS 2.4m WIDE AND GREATER.  
4. GALVANISED HOLD DOWN RODS TO ATTACHED PIERS WITH BEAMS OVER ON PERIMETER WALLS.

**FIXING CARPENTER NOTE**  
1. 450mm WIDE SHELF & RAIL AT 1650mm HIGH TO BUILT IN ROBES U.N.O.  
2. 450mm WIDE SHELF & RAIL AT 1800mm HIGH TO WIRES U.N.O.  
3. 4x450mm WIDE SHELVES TO WIL & LINEN, BOTTOM SHELF AT 500AFL, TOP AT 1700AFL U.N.O.  
4. 4x450mm WIDE SHELVES TO WIP & PANTRY AT 500AFL, 900AFL, 1300AFL & 1800AFL U.N.O.  
5. TOILET ROLL HOLDERS TO BE FIXED 800mm ABOVE FL U.N.O.  
6. DOOR CLEARANCES TO BE 25mm THROUGHOUT

**CeILING FIXER NOTE**  
CEILING TO BE BUILT IN ROBES AND PANTRIES WITH HINGED DOORS TO BE 2100mm HIGH U.N.O. FULL HEIGHT CEILINGS TO WIPS AND WIR'S U.N.O.

**ROOF CARPENTER**  
1. CUT REQUIRED FOR STANDARD MANHOLE SIZE: 560mm x 660mm  
2. EAVES 500mm WIDE LINED AND BOXED UNLESS NOTED OTHERWISE  
3. EAVES LINING TO BE HARDIFLEX LINED ON THE FLAT.

**TERMITE TREATMENT**  
1. IN ACCORDANCE WITH NCC 2016.

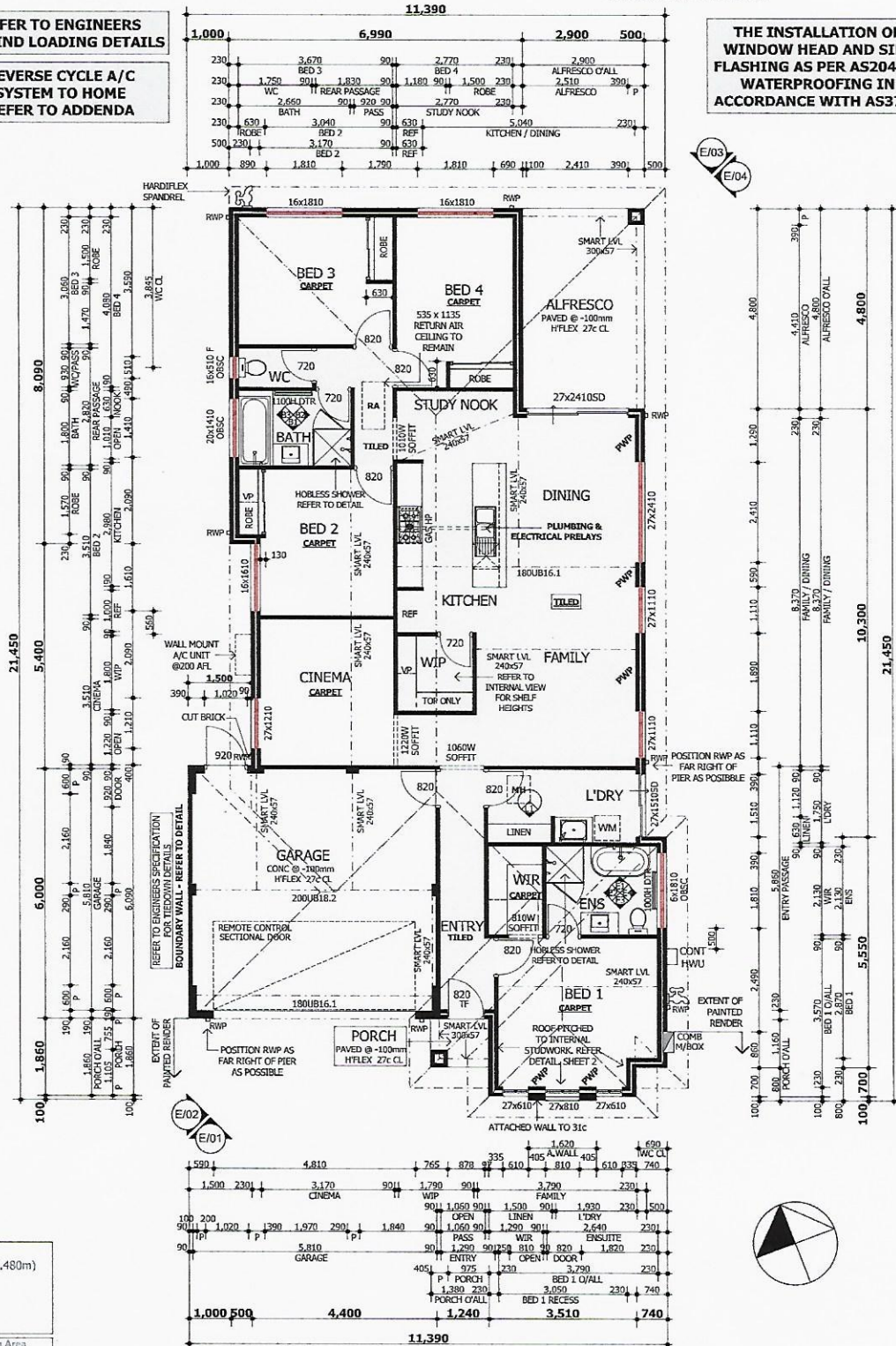
### R4.1 INSULATION TO HOUSE & GARAGE ONLY

THIS PLAN IS TO BE READ IN CONJUNCTION WITH CELEBRATION HOMES STANDARD ADDENDA

REFER TO ENGINEERS N1 WIND LOADING DETAILS

REVERSE CYCLE A/C SYSTEM TO HOME REFER TO ADDENDA

THE INSTALLATION OF WINDOW HEAD AND SILL FLASHING AS PER AS2047 & WATERPROOFING IN ACCORDANCE WITH AS3740



### Floor Plan

1:100

Area Calc	
HOUSE	156.32 ( 63,480m)
GARAGE	35.54
ALFRESCO	13.92
PORCH	2.57
<b>TOTAL</b>	<b>208.35 m<sup>2</sup></b>

Roof Area	Paving Area
255.21	82.68 m <sup>2</sup>



### LAKWOOD RH - COURT ELEV.

CLIENT: [REDACTED]  
ADDRESS: Lot 790 Meharry Road PARMELIA

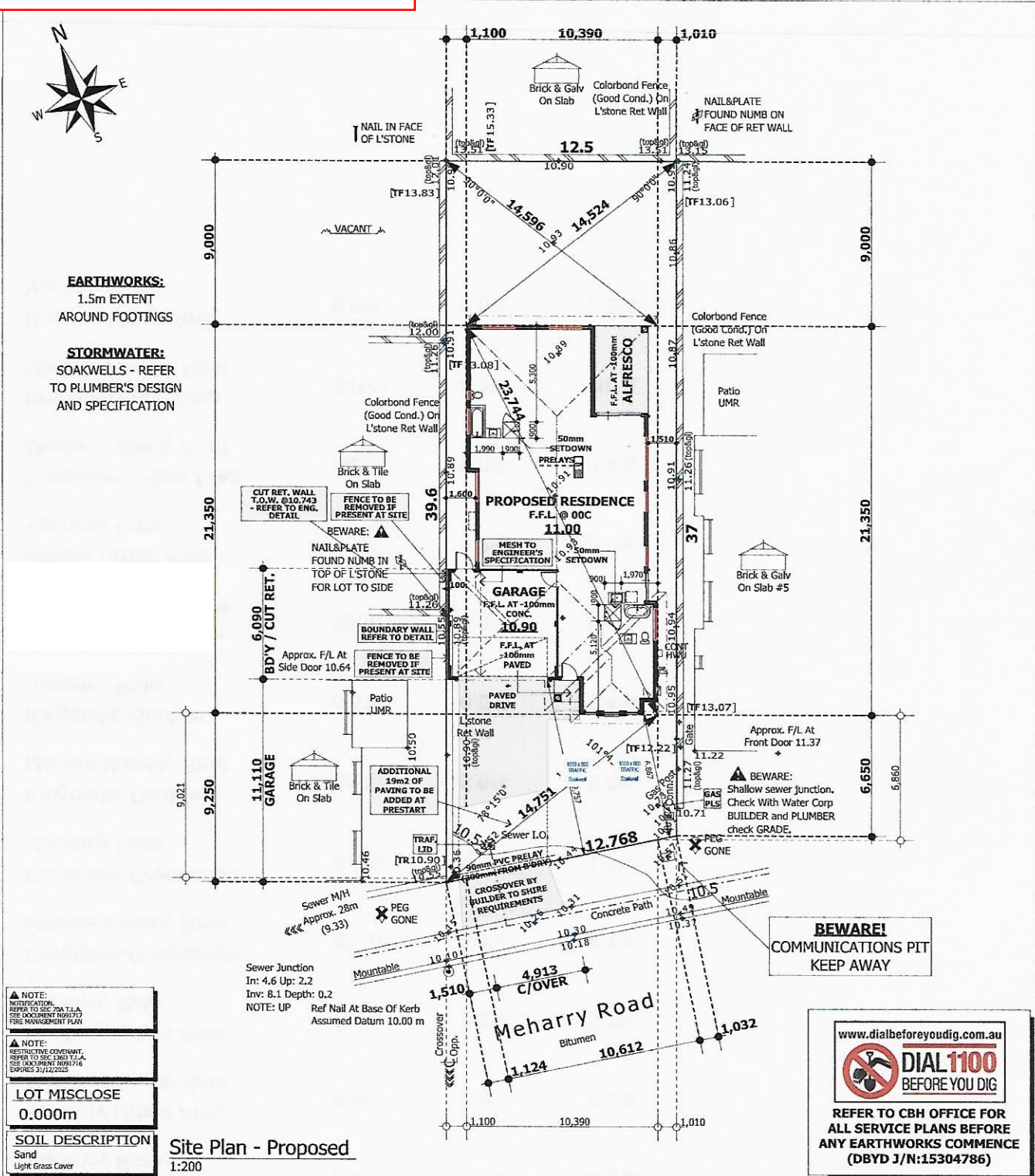
### FINAL DRAWINGS

AMENDMENTS		
15/11/18	CONTRACT DRAWINGS	HW
15/11/18	MURB & STRUCT. CERT	HW
09/01/19	VO#1	HW
11/01/19	PRESTART VARIATION	SP

### SHEET 1 OF 5

DRN: HW  
DATE: 15/11/18  
SCALE: 1:100, 1:1

JOB NO: 22923



**EARTHWORKS:**  
1.5m EXTENT  
AROUND FOOTINGS

**STORMWATER:**  
SOAKWELLS - REFER  
TO PLUMBER'S DESIGN  
AND SPECIFICATION

**NOTE:**  
NOTIFICATION  
REFER TO SEC. 79A T.L.A.  
SEE DOCUMENT 1091713  
FIRE MANAGEMENT PLAN

**NOTE:**  
RESTRICTIVE COVENANT.  
REFER TO SEC. 136(1) T.L.A.  
SEE DOCUMENT 1091716  
EXPIRES 3/12/2025

**LOT MISCLOSE**  
0.000m

**SOIL DESCRIPTION**  
Sand  
Light Grass Cover

**BEWARE!**  
COMMUNICATIONS PIT  
KEEP AWAY

www.dialbeforeyoudig.com.au

**DIAL1100**  
BEFORE YOU DIG

**REFER TO CBH OFFICE FOR  
ALL SERVICE PLANS BEFORE  
ANY EARTHWORKS COMMENCE  
(DBYD J/N:15304786)**

Site Plan - Proposed  
1:200

<p>© COPYRIGHT</p>	OWNER 1: _____	<b>PRELIMINARY DRAWINGS</b> AMENDMENTS		SHEET 5 OF 5 DRN: HW DATE: 15/11/18 SCALE: 1:200 JOB NO: <b>22923</b>
	OWNER 2: _____	15/11/18 CONTRACT DRAWINGS 23/11/18 URS & STRUC. CERT 09/01/19 VO#1		
	BUILDER: _____	DATE: _____		

<b>BUILDING SITE INSPECTION REPORT SERVICE AND CONTOUR SKETCH</b>			Road Descr. Bitumen	Services: Gas Yes Air/Gas Top Joints See Site Water Yes Sewer Yes	Phone Comms. Yes Sewer Yes
Client: [REDACTED]	MSD REF: 552 22/61	SSA AREA	Condition: GOOD	Electricity: U/Ground	<b>COTTAGE &amp; ENGINEERING SURVEYS</b> Licensed Surveyors
Date: 02 Nov 18	House No. 3		Condition: GOOD	Coastal Zone: NO (Scaled from StreetSmart Directory Only - Confirm With Shire)	
Lot No. 790	Area 479m <sup>2</sup>	Street Meharry Road	Soil: Sand	Fencing and other improvements: AS SHOWN	
Suburb Parmelia	Shire TOWN OF KWINANA		Drainage: Good	Special Features: AS SHOWN	
D.Plan 405724 CT Vol. 2887	Fol 333		Vegetation: Light Grass Cover	J/N: 445314    DATE: 02 Nov 18    SCALE: 1:200    DRAWN: J. Jee	

[path:\group\j\site\drawing\22000\22923\22923 MAIN AC.dwg]

# Attachment D - Cover Letter & Management Statement

[REDACTED]

[REDACTED]

[REDACTED]

[REDACTED]

[REDACTED]

Assessing Officer's note:  
Personal Details Redacted

21<sup>st</sup> March, 2021

Dear [REDACTED]

We, [REDACTED] are intending to put our 4 x 2 Property on Lot 790 (3) Meharry Rd, Parmelia for a short stay accommodation (Air BNB) as we are currently both working and residing in [REDACTED] WA.

We are aiming and planning to put our 4 x 2 home for short stay accommodation, which can sleep up to 5 guests maximum. Master bedroom is with ensuite including bath tub and other 3 bedrooms share common bath and shower.

Parking is on the driveway which can park two cars.

Guests check in at 2pm and check out at 10am, no late checking's after 6pm as this is residential area.

The short stay accommodation will be advertised on the Air BNB website, however, there will be no advertisement on the property.

The owners of the Property will not be living in the house at the same time as to give the guests privacy.

All the community rules will be adhere to as the guests will be made aware of rules and regulations, If there are any complaints about the noise, parking or unusual behaviour of guests, the Police can be contacted or the Property owners can be reached at any time.as we have camera's outside the house to observe and monitor unusual behaviour or activities 'of the guests.

Thank you for your consideration

Best regards

[REDACTED]

## 18 Reports – Civic Leadership

### 18.1 Budget Variations

#### DECLARATION OF INTEREST:

There were no declarations of interest declared.

#### SUMMARY:

To amend the 2020/2021 budget to reflect various adjustments to the General Ledger with nil effect to the budgeted surplus position as detailed below.

#### OFFICER RECOMMENDATION:

That Council approves the required budget variations to the Current Budget for 2020/2021 as follows.

ITEM #	DESCRIPTION	CURRENT BUDGET	INCREASE/ DECREASE	REVISED BUDGET
1	Capital Expense – Transportation Vehicles – Replacement of Plant 518	Nil	(32,890)	(32,890)
	Capital Revenue –Transportation Vehicles – Sale of Plant 518	Nil	18,000	18,000
	Capital Revenue –Transportation Vehicles – Sale of Plant 516	Nil	22,000	22,000
	Reserve Transfer – to Plant and Equipment Replacement Reserve	Nil	(5,110)	(5,110)

NOTE: AN ABSOLUTE MAJORITY OF COUNCIL IS REQUIRED

#### DISCUSSION:

ITEM #	DESCRIPTION	CURRENT BUDGET	INCREASE/ DECREASE	REVISED BUDGET
1	Capital Expense – Transportation Vehicles – Replacement of Plant 518	Nil	(32,890)	(32,890)
	Capital Revenue –Transportation Vehicles – Sale of Plant 518	Nil	18,000	18,000
	Capital Revenue –Transportation Vehicles – Sale of Plant 516	Nil	22,000	22,000
	Reserve Transfer – to Plant and Equipment Replacement Reserve	Nil	(5,110)	(5,110)

The replacement of fleet vehicle Plant 518 has to be brought forward from the 2021/22 Budget due to a safety related recall that currently has no clear fix from the manufacturer. This electrical recall has the potential to cause the vehicle to catch fire. It is proposed that this is funded by the sale of fleet vehicle P518 and P516 which is surplus to fleet requirements and that any remaining funds are returned to the Plant and Equipment Replacement Reserve.

**18.1 BUDGET VARIATIONS****LEGAL/POLICY IMPLICATIONS:**

The *Local Government Act 1995* Part 6 Division 4 s 6.8 (1) requires the local government not to incur expenditure from its municipal fund for an additional purpose except where the expenditure-

(b) is authorised in advance by resolution\*

“additional purpose” means a purpose for which no expenditure estimate is included in the local government’s annual budget.

\*requires an absolute majority of Council.

**FINANCIAL/BUDGET IMPLICATIONS:**

The financial implications are detailed in this report.

**ASSET MANAGEMENT IMPLICATIONS:**

The allocation of funds towards the upgrading and purchase of City assets will be included in the City’s Asset Management Strategy.

**ENVIRONMENTAL IMPLICATIONS:**

No environmental implications have been identified as a result of this report or recommendation.

**STRATEGIC/SOCIAL IMPLICATIONS:**

This proposal will support the achievement of the following outcome and objective detailed in the Corporate Business Plan.

Plan	Outcome	Objective
Corporate Business Plan	Business Performance	5.4 Ensure the financial sustainability of the City of Kwinana into the future

**COMMUNITY ENGAGEMENT:**

There are no community engagement implications as a result of this report.

**PUBLIC HEALTH IMPLICATIONS**

There are no public health implications as a result of this report.

**18.1 BUDGET VARIATIONS****RISK IMPLICATIONS:**

The risk implications in relation to this proposal are as follows:

Risk Event	The City does not manage its finances adequately and allows budget expenditure to exceed allocation and the City then finds itself unable to fund its services that have been approved through the budget process
Risk Theme	Failure to fulfil statutory regulations or compliance Providing inaccurate advice/information
Risk Effect/Impact	Financial Reputation Compliance
Risk Assessment Context	Operational
Consequence	Minor
Likelihood	Rare
Rating (before treatment)	Low
Risk Treatment in place	Reduce (mitigate risk)
Response to risk treatment required/in place	Submit budget variation requests to Council as they arise, identifying financial implications and ensuring there is nil effect on the budget adopted
Rating (after treatment)	Low

**COUNCIL DECISION**

429

**MOVED CR S WOOD****SECONDED CR S LEE**

**That Council approves the required budget variations to the Current Budget for 2020/2021 as follows.**

<b>ITEM #</b>	<b>DESCRIPTION</b>	<b>CURRENT BUDGET</b>	<b>INCREASE/ DECREASE</b>	<b>REVISED BUDGET</b>
1	Capital Expense – Transportation Vehicles – Replacement of Plant 518	Nil	(32,890)	(32,890)
	Capital Revenue –Transportation Vehicles – Sale of Plant 518	Nil	18,000	18,000
	Capital Revenue –Transportation Vehicles – Sale of Plant 516	Nil	22,000	22,000
	Reserve Transfer – to Plant and Equipment Replacement Reserve	Nil	(5,110)	(5,110)

**CARRIED AN ABSOLUTE MAJORITY OF COUNCIL**  
8/0



## 18.2 Monthly Financial Report April 2021

### DECLARATION OF INTEREST:

There were no declarations of interest declared.

### SUMMARY:

The Monthly Financial Report, which includes the Monthly Statement of Financial Activity and explanation of material variances, for the period ended 30 April 2021 has been prepared for Council acceptance.

### OFFICER RECOMMENDATION:

That Council:

1. Accepts the Monthly Statements of Financial Activity for the period ended 30 April 2021, contained within Attachment A; and
2. Accepts the explanations for material variances for the period ended 30 April 2021, contained within Attachment A.

### DISCUSSION:

The purpose of this report is to provide a monthly financial report, which includes rating, investment, reserve, debtor, and general financial information to Elected Members in accordance with Section 6.4 of the *Local Government Act 1995*.

The period of review is April 2021. The current closing municipal surplus for this period is \$16,982,737 compared to a budget position of \$9,649,025. This is considered a satisfactory result for the City as it is maintaining a healthy budget surplus position.

The City's cash balances are tracking well with a positive unrestricted cash balance as at 30 April of \$12,411,260. As reported earlier to Council the City no longer expects to draw on the Refuse Reserve contingency or the WATC Short Term Lending Facility.

Income for the April 2021 period year to date is \$61,577,316. This is made up of \$59,419,702 in operating revenues and \$2,157,614 in non-operating grants, contributions and subsidies received and proceeds from other investing activities. The budget estimated \$60,312,484 would be received for the same period. The variance to budget is \$1,264,832. Details of all significant variances are provided in the notes to the Monthly Financial Report contained within Attachment A.

Expenditure for the April 2021 period year to date is \$61,872,565. This is made up of \$55,797,457 in operating expenditure and \$6,075,108 in capital expenditure. The budget estimated \$66,810,094 would be spent for the same period. The variance to budget is \$4,937,529 predominantly due to the timing of works being completed. Details of all significant variances are provided in the notes to the Monthly Financial Report contained within Attachment A.

**18.2 MONTHLY FINANCIAL REPORT APRIL 2021****LEGAL/POLICY IMPLICATIONS:**

Section 6.4 of the *Local Government Act 1995* requires a Local Government to prepare an annual financial statement for the preceding year and other financial reports as are prescribed.

Regulation 34 (1) of the *Local Government (Financial Management) Regulations 1996* as amended requires the Local Government to prepare monthly financial statements and report on actual performance against what was set out in the annual budget.

**FINANCIAL/BUDGET IMPLICATIONS:**

Any material variances that have an impact on the outcome of the budgeted closing surplus position are detailed in the Monthly Financial Report contained within Attachment A.

**ASSET MANAGEMENT IMPLICATIONS:**

There are no asset management implications associated with this report.

**ENVIRONMENTAL IMPLICATIONS:**

There are no environmental implications associated with this report.

**STRATEGIC/SOCIAL IMPLICATIONS:**

This proposal will support the achievement of the following outcome and objective detailed in the Corporate Business Plan.

Plan	Outcome	Objective
Corporate Business Plan	Business Performance	5.4 Ensure the financial sustainability of the City of Kwinana into the future

**COMMUNITY ENGAGEMENT:**

There are no community engagement implications as a result of this report.

**PUBLIC HEALTH IMPLICATIONS:**

There are no public health implications as a result of this report.

## 18.2 MONTHLY FINANCIAL REPORT APRIL 2021

**RISK IMPLICATIONS:**

The risk implications in relation to this proposal are as follows:

Risk Event	Inadequate management of the City's provisions, revenues and expenditures.
Risk Theme	Failure to fulfil statutory regulations or compliance Providing inaccurate advice/information
Risk Effect/Impact	Financial Reputation Compliance
Risk Assessment Context	Operational
Consequence	Minor
Likelihood	Unlikely
Rating (before treatment)	Low
Risk Treatment in place	Reduce (mitigate the risk)
Response to risk treatment required/in place	Annual adoption of variance tolerances for reporting purposes.
Rating (after treatment)	Low


**COUNCIL DECISION****430****MOVED CR P FEASEY****SECONDED CR M KEARNEY**

That Council:

1. **Accepts the Monthly Statements of Financial Activity for the period ended 30 April 2021, contained within Attachment A; and**
2. **Accepts the explanations for material variances for the period ended 30 April 2021, contained within Attachment A.**

**CARRIED  
8/0**

# Monthly Financial Report



**CITY OF KWINANA**  
**MONTHLY FINANCIAL REPORT**  
**(Containing the Statement of Financial Activity)**  
**For the period ending 30 April 2021**

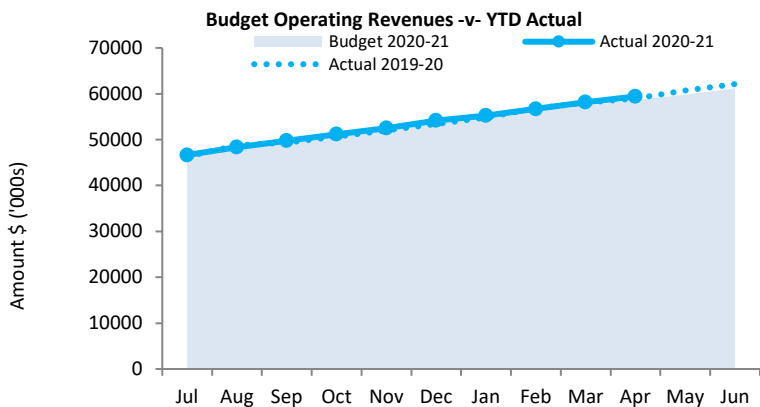
**LOCAL GOVERNMENT ACT 1995**  
**LOCAL GOVERNMENT (FINANCIAL MANAGEMENT) REGULATIONS 1996**

**TABLE OF CONTENTS**

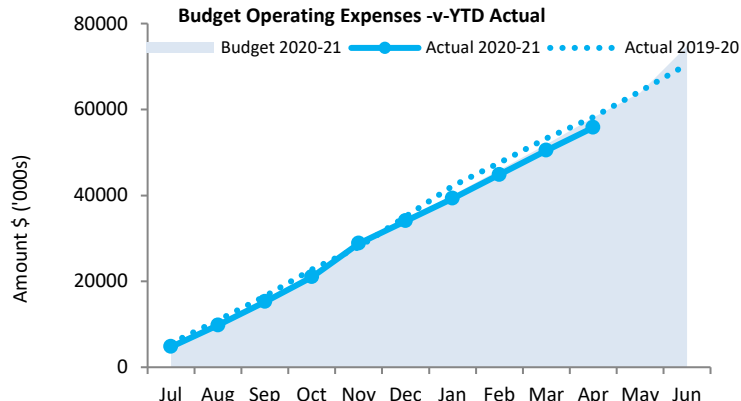
Statement of Financial Activity by Nature or Type	4
Statement of Financial Position	5
Note 1 Explanation of Material Variances	6
Note 2 Net Current Funding Position	7
Note 3 Cash and Financial Assets	8
Note 4 Receivables	9
Note 5 Disposal of Assets	11
Note 6 Capital Acquisitions	12
Note 7 Borrowings	18
Note 8 Cash Reserves	19
Note 9 Operating grants and contributions	20
Note 10 Non operating grants and contributions	21
Note 11 Trust Fund	22
Note 12 Budget Amendments	23

OPERATING ACTIVITIES

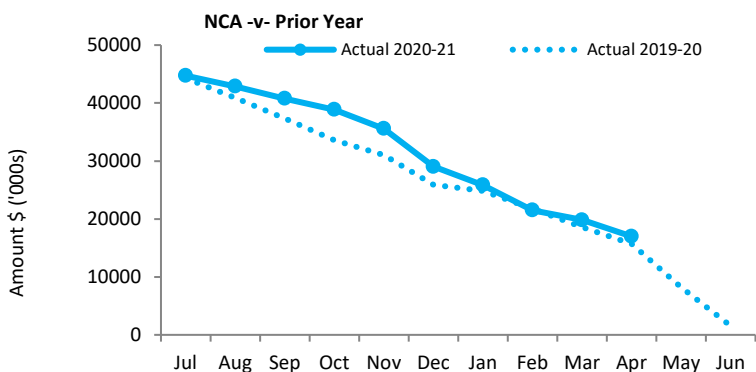
OPERATING REVENUE



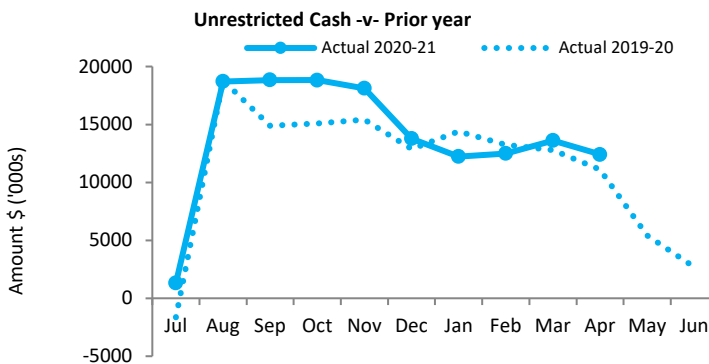
OPERATING EXPENSES



NET CURRENT ASSETS

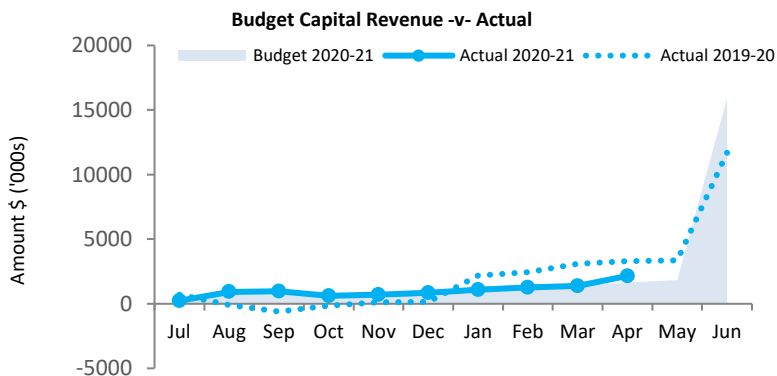


UNRESTRICTED CASH

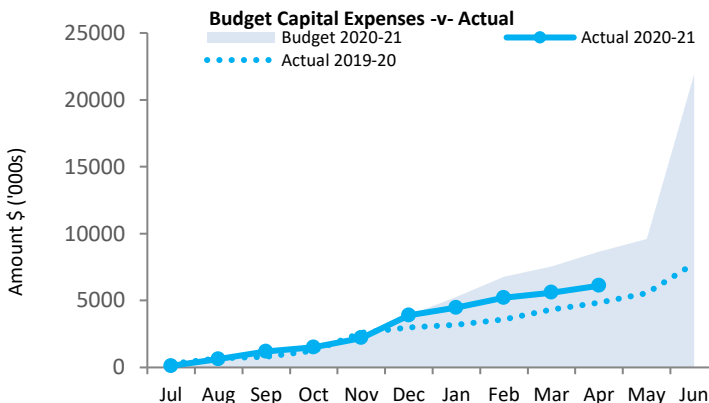


INVESTING ACTIVITIES

CAPITAL REVENUE

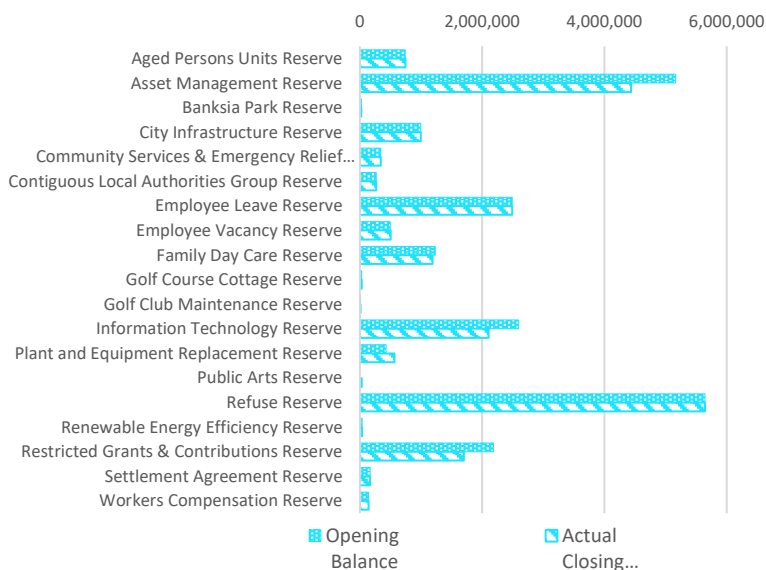


CAPITAL EXPENSES

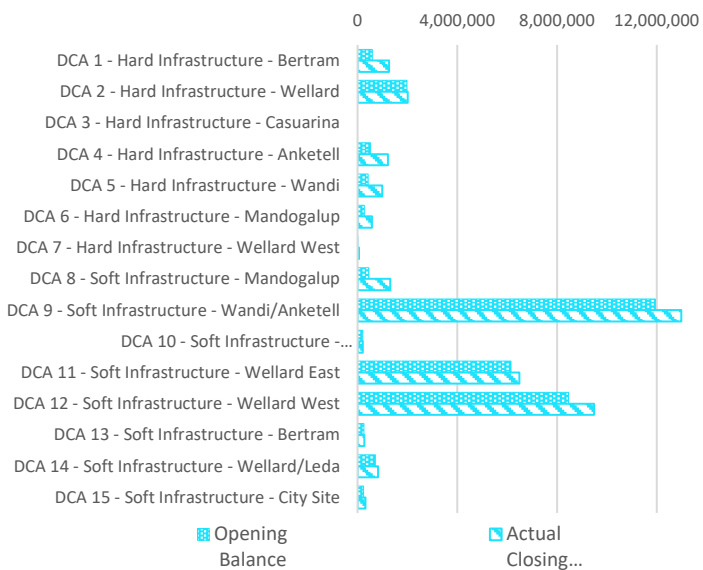


FINANCING ACTIVITIES

RESERVES



DCA RESERVES



Funding surplus / (deficit) Components

Funding surplus / (deficit)				
	Current Budget	YTD Current Budget (a)	YTD Actual (b)	Var. \$ (b)-(a)
Opening	\$2.83 M	\$2.83 M	\$2.83 M	(\$0.00 M)
Closing	\$0.00 M	\$9.65 M	\$16.98 M	\$7.33 M

Refer to Statement of Financial Activity

Cash and cash equivalents		
	\$72.17 M	% of total
Unrestricted Cash	\$12.41 M	17.2%
Restricted Cash	\$59.76 M	82.8%

Refer to Note 3 - Cash and Financial Assets

Payables	
	\$3.60 M
Trade Payables	\$0.69 M
Bonds & Deposits Held	\$1.65 M
Other Payables	\$1.26 M

Receivables		
	\$6.69 M	% Outstanding
Rates Receivable	\$5.60 M	10.1%
Trade Receivable	\$1.09 M	

Refer to Note 4 - Receivables

Key Operating Activities

Amount attributable to operating activities			
Current Budget	YTD Budget (a)	YTD Actual (b)	Var. \$ (b)-(a)
\$1.09 M	\$18.00 M	\$23.29 M	\$5.29 M

Refer to Statement of Financial Activity

Rates Revenue		
	YTD Actual	% Variance
	\$40.88 M	
	YTD Budget	\$40.75 M
		0.3%

Refer to Statement of Financial Activity

Operating Grants and Contributions		
	YTD Actual	% Variance
	\$5.33 M	
	YTD Budget	\$5.31 M
		0.5%

Refer to Note 10 - Operating Grants and Contributions

Fees and Charges		
	YTD Actual	% Variance
	\$11.74 M	
	YTD Budget	\$11.26 M
		4.2%

Refer to Statement of Financial Activity

Key Investing Activities

Amount attributable to investing activities			
Adopted Budget	YTD Budget (a)	YTD Actual (b)	Var. \$ (b)-(a)
(\$5.21 M)	(\$7.01 M)	(\$3.91 M)	\$3.10 M

Refer to Statement of Financial Activity

Proceeds on sale		
	YTD Actual	% Received
	\$0.31 M	
	YTD Budget	\$0.39 M
		67.5%
	Current Budget	\$0.46 M

Refer to Note 5 - Disposal of Assets

Asset Acquisition		
	YTD Actual	% Spent
	\$6.08 M	
	Current Budget	\$21.92 M
		27.7%
	Adopted Budget	\$19.12 M
		31.8%

Refer to Note 6 - Capital Acquisition

Capital Grants		
	YTD Actual	% Received
	\$1.84 M	
	Current Budget	\$5.15 M
		35.8%
	Adopted Budget	\$3.11 M
		59.3%

Refer to Note 6 - Capital Acquisition

Key Financing Activities

Amount attributable to financing activities			
Adopted Budget	YTD Budget (a)	YTD Actual (b)	Var. \$ (b)-(a)
\$10.08 M	(\$4.17 M)	(\$5.23 M)	(\$1.06 M)

Refer to Statement of Financial Activity

Borrowings	
	\$0.99 M
Principal repayments	\$0.51 M
Interest expense	\$19.28 M

Refer to Note 7 - Borrowings

Reserves	
	\$21.42 M
Reserves balance	\$37.99 M
DCA Reserve Balance	\$0.23 M
Interest earned	

Refer to Note 9 - Cash Reserves

Lease Liability	
	\$0.09 M
Principal repayments	\$0.00 M
Interest expense	\$0.13 M

reclassified from Lease Expense June 2020 - AASB16

This information is to be read in conjunction with the accompanying Financial Statements and notes.

**STATEMENT OF FINANCIAL ACTIVITY  
FOR THE PERIOD ENDED 30 APRIL 2021**

**BY NATURE OR TYPE**

	Ref Note	Adopted Budget	Current Budget	YTD Budget (a)	YTD Actual (b)	Var. \$ (b)-(a)	Var. % (b)-(a)/(a)	Var.
		\$		\$	\$	\$	%	
<b>Opening funding surplus / (deficit)</b>		1,360,000	2,833,954	2,833,954	<b>2,833,950</b>	(4)	(0.0%)	
<b>Revenue from operating activities</b>								
Rates	5	39,933,543	40,753,225	40,753,225	<b>40,880,422</b>	127,197	0.3%	
Operating grants, subsidies and contributions	10	6,617,653	6,467,901	5,305,081	<b>5,332,572</b>	27,491	0.5%	
Fees and charges		11,913,171	12,388,552	11,259,805	<b>11,735,018</b>	475,213	4.2%	
Interest earnings		1,220,577	844,847	703,313	<b>690,095</b>	(13,218)	(1.9%)	
Other revenue		451,881	696,934	587,067	<b>731,923</b>	144,856	24.7%	▲
Profit on disposal of assets	5	124,510	57,251	57,051	<b>49,671</b>	(7,380)	(12.9%)	
		<b>60,261,335</b>	<b>61,208,710</b>	<b>58,665,542</b>	<b>59,419,702</b>	754,160		
<b>Expenditure from operating activities</b>								
Employee costs		(28,033,854)	(27,142,999)	(21,683,959)	<b>(21,119,077)</b>	564,882	2.6%	
Materials and contracts		(27,604,630)	(26,718,468)	(20,214,730)	<b>(18,396,864)</b>	1,817,866	9.0%	▲
Utility charges		(2,557,908)	(2,479,418)	(1,826,335)	<b>(1,881,518)</b>	(55,183)	(3.0%)	
Depreciation on non-current assets		(14,691,676)	(16,428,697)	(13,275,665)	<b>(13,271,741)</b>	3,924	0.0%	
Interest expenses		(987,579)	(975,909)	(511,461)	<b>(512,211)</b>	(750)	(0.1%)	
Insurance expenses		(583,736)	(586,394)	(584,786)	<b>(584,756)</b>	30	0.0%	
Other expenditure		(189,547)	(431,942)	(26,082)	<b>(19,799)</b>	6,283	24.1%	
Loss on disposal of assets	5	(83,085)	(20,244)	(18,243)	<b>(11,491)</b>	6,752	37.0%	
		<b>(74,732,015)</b>	<b>(74,784,071)</b>	<b>(58,141,261)</b>	<b>(55,797,457)</b>	2,343,804		
Non-cash amounts excluded from operating activities	2	8,241,957	14,662,650	17,476,250	<b>19,670,688</b>	2,194,438	12.6%	▲
<b>Amount attributable to operating activities</b>		<b>(6,228,723)</b>	<b>1,087,289</b>	<b>18,000,531</b>	<b>23,292,932</b>	5,292,402		
<b>Investing activities</b>								
Grants, Subsidies and Contributions	11	13,434,461	15,436,197	1,255,288	<b>1,844,735</b>	589,447	47.0%	
Proceeds from disposal of assets	5	473,350	463,703	391,654	<b>312,879</b>	(78,775)	(20.1%)	
Self-Supporting Loan Principal Received	7	17,269	17,269	15,769	<b>15,818</b>	49	0.3%	
Self-Supporting Loan Principal Paid		(17,269)	(17,269)	(8,563)	<b>(8,563)</b>	(0)	0.0%	
Payments for property, plant and equipment	6	(19,121,835)	(21,917,448)	(8,668,833)	<b>(6,075,108)</b>	2,593,725	29.9%	▲
<b>Amount attributable to investing activities</b>		<b>(5,214,024)</b>	<b>(6,017,548)</b>	<b>(7,014,685)</b>	<b>(3,910,239)</b>	3,104,446		
<b>Financing Activities</b>								
Proceeds from new debentures	7	5,000,000	0	0	<b>0</b>	0	0.0%	
Repayment of debentures	7	(6,871,990)	(1,871,990)	(952,789)	<b>(979,557)</b>	(26,768)	(2.8%)	
Payments for principal portion of lease liabilities		(229,206)	(226,506)	(147,746)	<b>(91,024)</b>	56,722	38.4%	▲
Transfer from reserves	9	20,399,567	18,193,336	1,900,437	<b>2,035,385</b>	134,948	(7.1%)	
Transfer to reserves	9	(8,215,624)	(13,998,535)	(4,970,677)	<b>(6,198,710)</b>	(1,228,033)	(24.7%)	▼
<b>Amount attributable to financing activities</b>		<b>10,082,747</b>	<b>2,096,305</b>	<b>(4,170,775)</b>	<b>(5,233,907)</b>	(1,063,132)		
<b>Closing funding surplus / (deficit)</b>		<b>0</b>	<b>0</b>	<b>9,649,025</b>	<b>16,982,737</b>	7,333,712		

**KEY INFORMATION**

▲ ▼ Indicates a variance between Year to Date (YTD) Actual and YTD Budget data as per the adopted materiality threshold.

Refer to Note 1 for an explanation of the reasons for the variance.

This statement is to be read in conjunction with the accompanying Financial Statements and Notes.



**STATEMENT OF FINANCIAL POSITION  
FOR THE PERIOD ENDED 30 APRIL 2021**

		Closing	Current Month	This Time Last Year
	NOTE	30 June 2020	30 April 2021	30 April 2020
		\$	\$	\$
<b>CURRENT ASSETS</b>				
Cash and cash equivalents	9	25,471,026	13,864,150	4,336,561
Other financial assets - Term Deposits	9	33,787,559	57,960,122	59,714,981
Other financial assets - Banksia Park Deferred Mgmt Fees		319,490	319,490	297,819
Other financial assets - Self Supporting Loans		17,269	17,269	16,709
Rates receivable	4	3,588,655	5,601,957	5,765,160
Other receivables (incl. allowance for impairment)	4	866,606	1,219,781	1,341,852
Inventories		37,323	37,574	44,743
Other assets		1,776,055	1,311,758	0
<b>TOTAL CURRENT ASSETS</b>		<b>65,863,982</b>	<b>80,332,101</b>	<b>71,517,825</b>
<b>NON-CURRENT ASSETS</b>				
Trade and other receivables		760,126	728,315	676,033
Other financial assets - Banksia Park Deferred Mgmt Fees		3,184,673	3,184,673	3,095,582
Other financial assets - Local Govt House Trust		124,637	129,162	124,637
Other financial assets - Self Supporting Loans		232,704	216,886	234,667
Investment in associate (SMRC)		504,775	504,775	319,244
Property, plant and equipment		135,058,794	131,410,793	147,362,643
Infrastructure		363,572,820	358,927,221	357,769,480
Intangible assets		616,115	1,532,952	473,320
Right of use assets		190,680	129,641	0
<b>TOTAL NON-CURRENT ASSETS</b>		<b>504,245,324</b>	<b>496,764,418</b>	<b>510,055,606</b>
<b>TOTAL ASSETS</b>		<b>570,109,306</b>	<b>577,096,518</b>	<b>581,573,431</b>
<b>CURRENT LIABILITIES</b>				
Trade and other payables		7,443,587	3,599,593	3,431,751
Banksia Park Unit Contributions		16,975,350	16,975,350	17,133,425
Contract and other liabilities	10 & 11	10,282,025	11,112,488	0
Lease liabilities		114,357	33,164	0
Borrowings	7	2,314,779	2,314,779	1,451,093
Employee related provisions		5,505,931	5,502,481	4,924,240
<b>TOTAL CURRENT LIABILITIES</b>		<b>42,636,029</b>	<b>39,537,855</b>	<b>26,940,509</b>
<b>NON-CURRENT LIABILITIES</b>				
Other liabilities (Developer Contributions)	11	16,953,626	22,536,454	0
Lease liabilities		77,148	100,847	0
Borrowings	7	17,953,926	16,965,805	19,373,570
Employee related provisions		410,209	410,209	469,604
<b>TOTAL NON-CURRENT LIABILITIES</b>		<b>35,394,909</b>	<b>40,013,315</b>	<b>19,843,174</b>
<b>TOTAL LIABILITIES</b>		<b>78,030,938</b>	<b>79,551,170</b>	<b>46,783,683</b>
<b>NET ASSETS</b>		<b>492,078,369</b>	<b>497,545,348</b>	<b>534,789,748</b>
<b>EQUITY</b>				
Retained surplus		216,805,177	218,108,830	250,103,512
Reserves - cash/financial asset backed	9	55,249,686	59,413,012	52,954,401
Revaluation surplus		220,023,505	220,023,505	231,731,835
<b>TOTAL EQUITY</b>		<b>492,078,369</b>	<b>497,545,348</b>	<b>534,789,748</b>

This statement is to be read in conjunction with the accompanying notes.

**NOTES TO THE STATEMENT OF FINANCIAL ACTIVITY  
FOR THE PERIOD ENDED 30 APRIL 2021**

**NOTE 1  
EXPLANATION OF MATERIAL VARIANCES**

The material variance thresholds are adopted annually by Council as an indicator of whether the actual expenditure or revenue varies from the year to date budget materially.

The material variance adopted by Council for the 2020-21 year is \$50,000 or 5.00% whichever is the greater.

Reporting Program	Var. \$	Var. %	Timing/ Permanent	Explanation of Variance
	\$	%		
<b>Revenue from operating activities</b>				
Rates	127,197	0%	No Material Variance	
Operating Grants, Subsidies and Contributions	27,491	1%	No Material Variance	Refer note 10.
Fees and Charges	475,213	4%	No Material Variance	
Interest Earnings	(13,218)	(2%)	No Material Variance	
Other Revenue	144,856	25%	▲ Permanent/Timing	Private works, legal expense and parental leave reimbursements.
Profit on Disposal of Assets	(7,380)	(13%)	No Material Variance	
<b>Expenditure from operating activities</b>				
Employee Costs	564,882	3%	No Material Variance	
Materials and Contracts	1,817,866	9%	▲ Permanent/Timing	Saving in waste processing charges under budget. Savings in Developer Contribution Administration costs due to timing of DCA reviews. Timing of infrastructure maintenance works to be on budget by year end. Timing of Qtly Art Centre Management fees (paid in May). Timing of OMG festival events due to Covid-19 restrictions.  Budget Review to be adopted May-21 to address any permanent savings.
Utility Charges	(55,183)	(3%)	No Material Variance	
Depreciation on Non-Current Assets	3,924	0%	No Material Variance	
Interest Expenses	(750)	(0%)	No Material Variance	
Insurance Expenses	30	0%	No Material Variance	
Other Expenditure	6,283	24%	No Material Variance	
Loss on Disposal of Assets	6,752	37%	No Material Variance	
<b>Investing activities</b>				
Non-Operating Grants, Subsidies and Contributions	589,447	47%	Timing	Refer note 11. Timing of capital projects and developer contributions.
Proceeds from disposal of assets	(78,775)	(20%)	Timing	Refer note 5. Timing of asset disposals.
Self-Supporting Loan Principal	49	0%	No Material Variance	
Payments for property, plant and equipment	2,593,725	30%	▲ Timing	Refer note 6. Timing of capital project expenditure.
<b>Financing activities</b>				
Proceeds from new debentures	0	0%	No Material Variance	
Repayment of debentures	(26,768)	(3%)	No Material Variance	
Payments for principal portion of lease liabilities	56,722	38%	▲ Timing	Timing of implementing new gym equipment lease at Recquatic.
Transfer from reserves	134,948	(7%)	Timing	Timing of transfers from Asset Management Reserve and Plant & Equipment Replacement Reserves.
Transfer to reserves	(1,228,033)	(25%)	▼ Timing	Timing of Developer Contributions received.

**NOTES TO THE STATEMENT OF FINANCIAL ACTIVITY  
FOR THE PERIOD ENDED 30 APRIL 2021**

**NOTE 2  
NET CURRENT FUNDING POSITION**

	Notes	Last Years Closing 30 June 2020	This Time Last Year 30 April 2020	YTD Actual 30 April 2021
		\$	\$	\$
<b>(a) Non-cash items excluded from operating activities</b>				
The following non-cash revenue and expenditure has been excluded from operating activities within the Statement of Financial Activity in accordance with Financial Management Regulation 32.				
<b>Non-cash items excluded from operating activities</b>				
<b>Adjustments to operating activities</b>				
Less: Profit on asset disposals	5	(124,076)	(98,263)	(49,671)
Less: Movement in pensioner deferred rates (non-current)		(48,371)	35,722	31,811
Movement in employee benefit provisions		544,157	21,861	(3,450)
Add: Loss on asset disposals		1,247,308	90,250	11,491
Mvmt in Local Govt House Trust		(2,017)	(2,017)	(4,525)
Change in accounting policies		(1,040,123)	-	-
Add: Depreciation on assets		15,630,143	11,898,726	13,271,741
Mvmt in operating contract liabilities associated with restricted cash		194,030	-	(48,701)
Mvmt in non-operating liabilities associated with restricted cash		82,701	-	6,461,992
Mvmt in Banksia Park deferred management fees receivable		(110,762)	-	-
Mvmt in Banksia Park valuation of unit contribution		(158,075)	-	-
<b>Total non-cash items excluded from operating activities</b>		<b>16,214,915</b>	<b>11,946,279</b>	<b>19,670,688</b>
<b>(b) Adjustments to net current assets in the Statement of Financial Activity</b>				
The following current assets and liabilities have been excluded from the net current assets used in the Statement of Financial Activity in accordance with <i>Financial Management Regulation</i> 32 to agree to the surplus/(deficit) after imposition of general rates.				
<b>Adjustments to net current assets</b>				
Less: Reserves - restricted cash		(55,249,686)	(52,954,401)	(59,413,012)
Less: Financial assets at amortised cost - self supporting loans		(17,269)	(16,709)	(17,269)
Less: Banksia Park DMF Recievable		(319,490)	(297,819)	(319,490)
Add: Borrowings		2,314,779	1,451,093	2,314,779
Add: Provisions - employee		5,505,931	4,924,240	5,502,481
Add: Current portion of contract and other liability held in reserve		10,282,025	-	11,112,488
Add: Lease liabilities		114,357	-	33,164
Add: Banksia Park Unit Contributions		16,975,350	17,133,425	16,975,350
<b>Total adjustments to net current assets</b>		<b>(20,394,003)</b>	<b>(29,760,171)</b>	<b>(23,811,508)</b>
<b>(c) Net current assets used in the Statement of Financial Activity</b>				
<b>Current assets</b>		65,863,982	71,517,825	80,332,101
<b>Less: Current liabilities</b>		(42,636,029)	(26,940,509)	(39,537,855)
<b>Less: Total adjustments to net current assets</b>		<b>(20,394,003)</b>	<b>(29,760,171)</b>	<b>(23,811,508)</b>
<b>Closing funding surplus / (deficit)</b>		<b>2,833,950</b>	<b>14,817,145</b>	<b>16,982,737</b>

**CURRENT AND NON-CURRENT CLASSIFICATION**

In the determination of whether an asset or liability is current or non-current, consideration is given to the time when each asset or liability is expected to be settled. Unless otherwise stated assets or liabilities are classified as current if expected to be settled within the next 12 months, being the Council's operational cycle.

Description	Unrestricted	Restricted	Trust	Total Cash	Interest Rate	Institution	S&P Rating	Maturity Date	Days
	\$	\$	\$	\$					
<b>Cash on hand</b>									
CBA Municipal Bank Account	5,839,101			5,839,101	Variable	CBA	AA		
CBA Online Saver Bank Account	6,568,189	1,452,890		8,021,080	0.20%	CBA	AA		
CBA Trust Bank Account			346,524	346,524	N/A	CBA	AA		
Cash On Hand - Petty Cash	3,970			3,970	N/A	PC	N/A		
<b>Term Deposits - Muni Investments</b>									
NIL									
<b>Reserve Funds Investments (Cash Backed Reserves)</b>									
CLAG Reserve		267,125		267,125	0.30%	SUN	A	May 2021	90
Workers Compensation Reserve		144,600		144,600	0.30%	SUN	A	May 2021	90
Settlement Agreement Reserve		168,555		168,555	0.30%	SUN	A	May 2021	90
Family Day Care Reserve		1,234,100		1,234,100	0.40%	BEN	AAA	Jun 2021	182
City Infrastructure Reserve		998,535		998,535	0.40%	BEN	AAA	Jun 2021	182
APU Reserve		743,513		743,513	0.40%	BEN	AAA	Jun 2021	182
BP Reserve		25,059		25,059	0.40%	BEN	AAA	Jun 2021	182
Information Technology Reserve		2,106,378		2,106,378	0.40%	BEN	AAA	Jun 2021	182
Renewable Energy Efficiency Reserve		34,286		34,286	0.40%	BEN	AAA	Jun 2021	182
Employee Vacancy Reserve		501,658		501,658	0.40%	NAB	AA	Jun 2021	180
Golf Club Maintenance Reserve		8,889		8,889	0.30%	NAB	AA	Jun 2021	92
Golf Course Cottage Reserve		29,525		29,525	0.30%	NAB	AA	Jun 2021	92
Asset Management Reserve		4,635,599		4,635,599	0.30%	NAB	AA	Jun 2021	90
Refuse Reserve		5,644,888		5,644,888	0.30%	NAB	AA	Jun 2021	90
Plant and Equipment Replacement Reserve		602,099		602,099	0.30%	NAB	AA	Jun 2021	90
Employee Leave Reserve		2,495,342		2,495,342	0.30%	NAB	AA	Jun 2021	122
Comm. Serv. & Emergency Relief Reserve (incl. Covid \$250k)		334,163		334,163	0.30%	NAB	AA	Jul 2021	90
<b>Reserve Funds Investments (Developer Contributions)</b>									
DCA - 1 Hard Infrastructure - Bertram		1,262,725		1,262,725	0.20%	BEN	AAA	Jun 2021	104
DCA - 2 Hard Infrastructure - Wellard		2,013,829		2,013,829	0.20%	BEN	AAA	Jun 2021	104
DCA 6 - Hard Infrastructure - Mandogalup		572,639		572,639	0.20%	BEN	AAA	Jun 2021	104
DCA - 11 Soft Infrastructure - Wellard East		6,485,568		6,485,568	0.20%	BEN	AAA	Jun 2021	104
DCA - 12 Soft Infrastructure - Wellard West		9,490,775		9,490,775	0.20%	BEN	AAA	Jun 2021	104
DCA - 4 Hard Infrastructure - Anketell		1,211,232		1,211,232	0.30%	NAB	AA	Aug 2021	120
DCA 5 - Hard Infrastructure - Wandii		991,548		991,548	0.20%	BEN	AAA	Aug 2021	120
DCA 7 - Hard Infra Mandogalup		50,294		50,294	0.30%	NAB	AA	Aug 2021	120
DCA - 8 Soft Infrastructure - Mandogalup		1,312,941		1,312,941	0.30%	NAB	AA	Aug 2021	120
DCA - 9 Soft Infrastructure - Wandii/Anketell		12,985,371		12,985,371	0.30%	NAB	AA	Aug 2021	120
DCA - 10 Soft Infrastructure - Casuarina/Anketell		205,337		205,337	0.30%	NAB	AA	Aug 2021	120
DCA - 13 Soft Infrastructure - Bertram		264,796		264,796	0.30%	NAB	AA	Aug 2021	120
DCA - 14 Soft Infrastructure - Wellard/Leda		828,935		828,935	0.30%	NAB	AA	Aug 2021	120
DCA - 15 Soft Infrastructure - Townsite		309,821		309,821	0.20%	BEN	AAA	Aug 2021	120
<b>Total</b>	<b>12,411,260</b>	<b>59,413,012</b>	<b>346,524</b>	<b>72,170,796</b>					
	17%	82%	0.5%						
<b>Comprising</b>									
Cash and cash equivalents (Exclude Trust)	12,411,260	13,249,919	0	25,661,179					
Financial assets at amortised cost	0	46,163,094	0	46,163,094					
Trust	0	0	346,524	346,524					
	<b>12,411,260</b>	<b>59,413,012</b>	<b>346,524</b>	<b>72,170,796</b>					

**KEY INFORMATION**

Cash and cash equivalents include cash on hand, cash at bank, deposits available on demand with banks and other short term highly liquid investments highly liquid investments with original maturities of three months or less that are readily convertible to known amounts of cash and which are subject to an insignificant risk of changes in value.

The local government classifies financial assets at amortised cost if both of the following criteria are met:

- the asset is held within a business model whose objective is to collect the contractual cashflows, and
- the contractual terms give rise to cash flows that are solely payments of principal and interest.

**Note 3(b): Cash and Investments - Compliance with Investment Policy**

Portfolio Credit Risk	Funds Held	Actual at Period End	Limit per Policy	
AAA & Bendigo Bank Kwinana Community Branch	26,268,774	36%	100%	✓
AA	45,317,772	63%	100%	✓
A	580,280	1%	60%	✓
BBB	-	0%	20%	✓
Unrated	3,970	0%	20%	✓

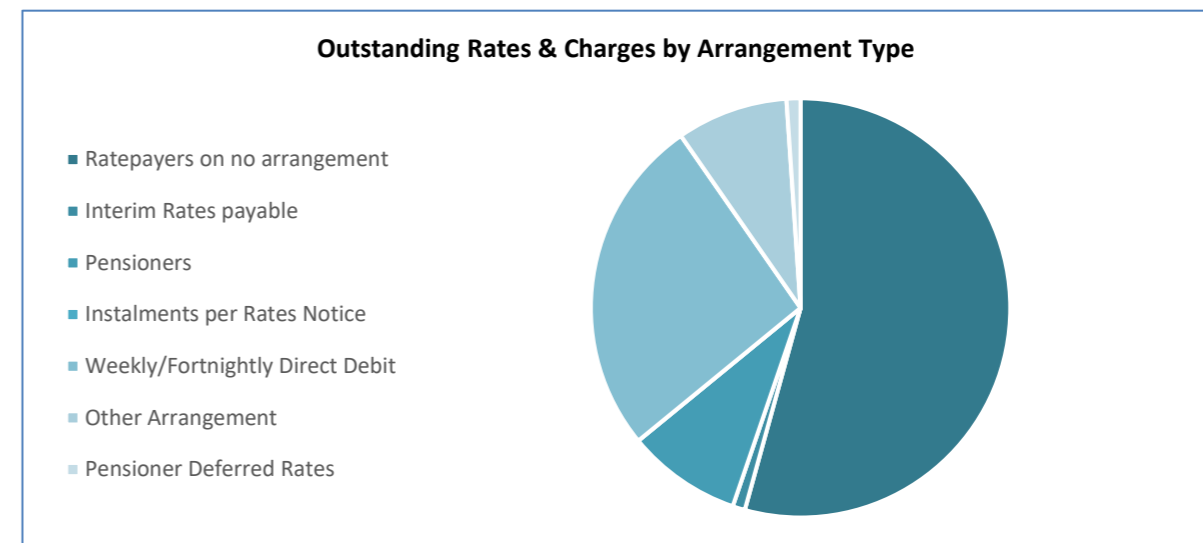
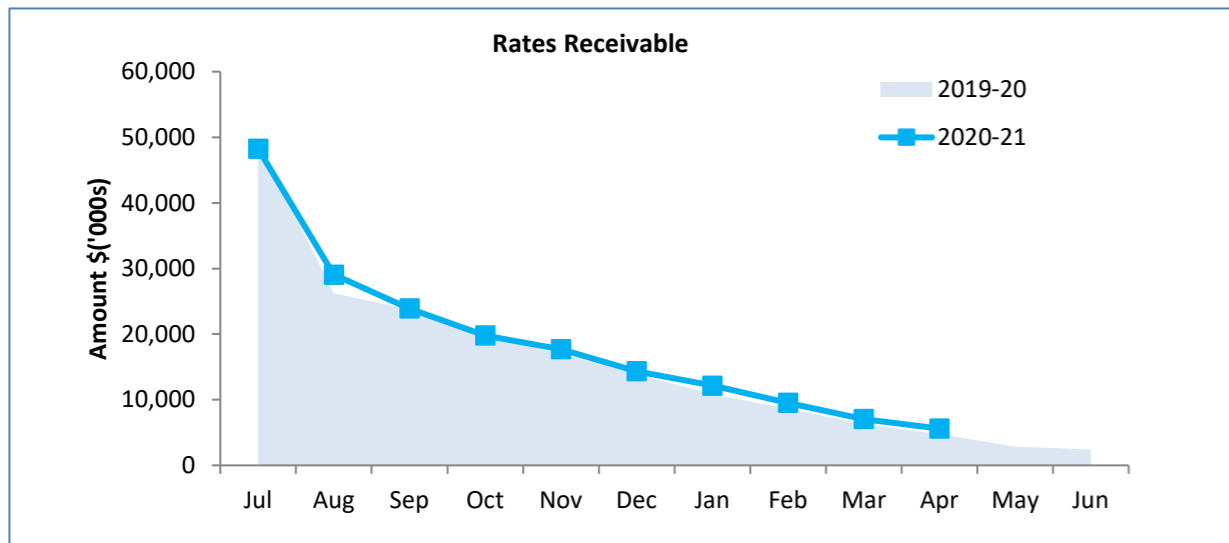
Counterparty Credit Risk	Funds Held	Actual at Period End	Limit per Policy	
BEN (AAA)	26,268,774	36%	45%	✓
NAB (AA)	31,111,068	43%	45%	✓
CBA (AA)	14,206,704	20%	45%	✓
SUN (A)	580,280	1%	45%	✓
WBC (AA)	-	0%	45%	✓

NOTES TO THE STATEMENT OF FINANCIAL ACTIVITY  
FOR THE PERIOD ENDED 30 APRIL 2021

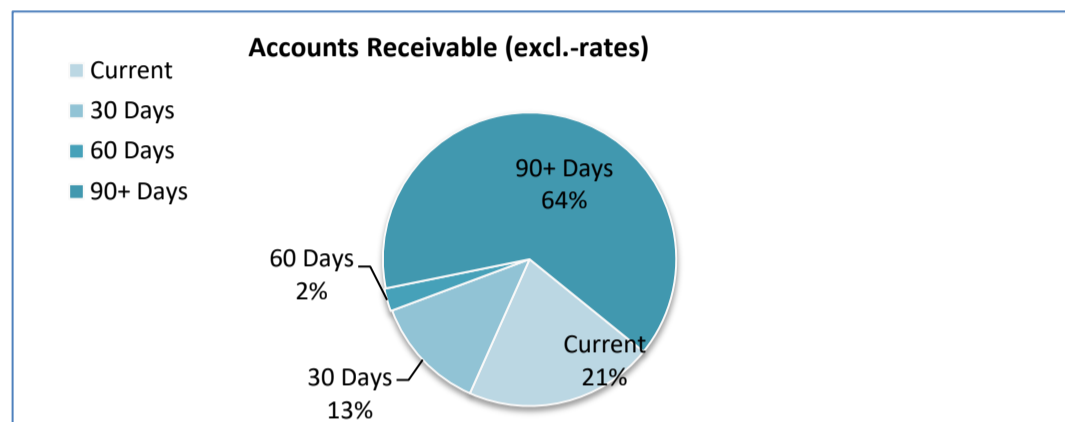
OPERATING ACTIVITIES  
NOTE 4  
RECEIVABLES

Rates receivable	30 June 2020	30 April 2020	30 Apr 2021
	\$		\$
Opening arrears previous years	4,576,831	4,576,831	3,148,533
Levied this year	51,941,047	51,848,238	52,212,569
<b>Rates &amp; Charges to be collected</b>	<b>56,517,878</b>	<b>56,425,069</b>	<b>55,361,102</b>
<u>Less</u> Collections to date	(52,169,098)	(49,983,876)	(49,030,831)
<u>Less</u> Pensioner Deferred Rates	(760,126)	(676,033)	(728,315)
<b>Net Rates &amp; Charges Collectable</b>	<b>3,588,655</b>	<b>5,765,160</b>	<b>5,601,957</b>
% Outstanding	6.35%	10.22%	10.12%
<u>Prepaid</u> Rates received (not included above)	(1,198,500)	(1,037,069)	(879,202)
	4.23%	8.38%	8.53%

Outstanding Rates & Charges by Payment Arrangement Type	30 Apr 2021		
	No. of Assessments	\$	%
Ratepayers on no arrangement	1,625	3,074,230	54%
Interim Rates payable	81	54,136	1%
Pensioners	869	500,451	9%
Instalments per Rates Notice	0	0	0%
Weekly/Fortnightly Direct Debit	4,512	1,486,822	26%
Other Arrangement	145	486,318	9%
	<b>7,232</b>	<b>5,601,957</b>	<b>99%</b>
Pensioner Deferred Rates	27	61,009	1%
	<b>7,259</b>	<b>5,662,965</b>	<b>100%</b>



Receivables - general	Current	30 Days	60 Days	90+ Days	Total
<i>Amounts shown below include GST (where applicable)</i>	\$	\$	\$	\$	\$
Sundry receivable	121,374	73,585	11,046	171,924	377,929
Infringements Register	5,200	3,237	4,203	216,994	229,634
<b>Total sundry receivables outstanding</b>	<b>126,574</b>	<b>76,822</b>	<b>15,249</b>	<b>388,918</b>	<b>607,564</b>
<i>Exclude rebates receivable</i>	21%	13%	3%	64%	
Rebates receivable - Rates	466,280	0	0	0	466,280
Rebates receivable - ESL	12,266	0	0	0	12,266
<b>Total general receivables outstanding</b>	<b>605,120</b>	<b>76,822</b>	<b>15,249</b>	<b>388,918</b>	<b>1,086,109</b>



**Sundry Debtors Outstanding Over 90 Days Exceeding \$1,000**

Description	Debtor #	Status	\$
<b>Debts with Fines Enforcement Registry (FER)</b>			
Prosecution Dog Act 1976	2442.07	Registered with FER. Regular payments being received.	4,778
Prosecution Planning & Development Act	2549.07	Registered with FER. Regular payments being received.	6,373
Prosecution Planning & Development Act	3859.07	Registered with FER.	15,875
Prosecution Local Government Act 1995	3909.07	Registered with FER.	3,652
Prosecution Dog Act 1976 Dangerous Dog	4131.07	Registered with FER. Debtor making payments to FER.	4,461
Prosecution Local Law Fencing	4233.07	Registered with FER.	2,500
Prosecution Dog Act 1976	4274.07	Registered with FER. Regular payments being received.	4,417
Prosecution Local Law Urban Environment Nuisance - Disrepair Vehicle	4275.07	Registered with FER. Commencing collection of debt.	13,734
Prosecution Dog Act 1976	4387.07	Registered with FER.	10,200
Prosecution Dog Act 1976	4465.07	Registered with FER. Regular payments being received.	5,390
Prosecution Planning & Development Act	4467.07	Registered with FER. Regular payments being received.	12,865
Prosecution Dog Act 1976	4610.07	Registered with FER.	25,598
Prosecution Dog Act 1976	4741.07	Registered with FER. Regular payments being received.	4,375
Prosecution Planning & Development Act	4885.07	Registered with FER.	18,485
Prosecution Parking Act	5152.07	Registered with FER.	5,250
			<b>137,953</b>
<b>Other Sundry Debtors</b>			
Lease & Outgoings	854.16	Communications in progress between Lease Officer & tenant.	6,266
Local Government Act 1995 abandoned vehicle	3884.03	Defaulted Payment arrangement. Potential minor case claim.	1,155
Shortfall outgoings - as per lease agreement	4822.16	Communications in progress between Lease Officer & tenant.	20,477
<b>Total Debtors 90+ days &gt; \$1,000</b>			<b>165,851</b>

**KEY INFORMATION**

Trade and other receivables include amounts due from ratepayers for unpaid rates and service charges and other amounts due from third parties for goods sold and services performed in the ordinary course of business. Receivables expected to be collected within 12 months of the end of the reporting period are classified as current assets. All other receivables are classified as non-current assets. Collectability of trade and other receivables is reviewed on an ongoing basis. Debts that are known to be uncollectible are written off when identified. An allowance for impairment of receivables is raised when there is objective evidence that they will not be collectible.

NOTES TO THE STATEMENT OF FINANCIAL ACTIVITY  
FOR THE PERIOD ENDED 30 APRIL 2021

OPERATING ACTIVITIES  
NOTE 5  
DISPOSAL OF ASSETS









































Asset description	Current Budget				YTD Actual			
	Net Book Value	Proceeds	Profit	(Loss)	Net Book Value	Proceeds	Profit	(Loss)
	\$	\$	\$	\$	\$	\$	\$	\$
<b>Motor Vehicles</b>								
Plant Replacement - P432	18,000	22,272	4,272	0	18,000	26,645	8,645	0
Plant Replacement - P448	17,350	17,100	0	(250)	17,100	25,964	8,864	0
Plant Replacement - P479	15,500	15,500	0	0	15,500	24,145	8,645	0
Plant Replacement - P483 - Insurance Claim	17,256	13,500	0	(3,756)	17,256	13,500	0	(3,756)
Plant Replacement - P484	15,000	18,900	3,900	0	15,000	19,145	4,145	0
Plant Replacement - P485	19,828	22,273	2,445	0	19,828	22,273	2,445	0
Plant Replacement - P487	19,800	22,273	2,473	0	19,800	22,273	2,473	0
Plant Replacement - P492	22,050	22,050	0	0	0	0	0	0
Plant Replacement - P493	18,000	22,273	4,273	0	18,000	22,273	4,273	0
Plant Replacement - P494	18,000	24,090	6,090	0	18,000	24,091	6,091	0
Plant Replacement - P511	34,137	32,632	0	(1,505)	34,137	32,632	0	(1,505)
Plant Replacement - P515	22,825	18,000	0	(4,825)	0	0	0	0
Plant Replacement - P551	34,289	29,677	0	(4,612)	34,289	29,678	0	(4,611)
Plant Replacement P574 - Insurance Claim	35,668	39,197	3,529	0	35,606	39,696	4,091	0
<b>Plant &amp; Equipment</b>								
Plant Replacement P275 - Trailer Roller	3,931	4,000	69	0	4,000	3,962	0	(38)
Plant Replacement P114 - Tandem Axle Tilt Trailer	2,500	2,000	0	(500)	0	0	0	0
Plant Replacement P351 Mitsubishi Canter Tip Truck	24,800	25,000	200	0	0	0	0	0
Plant Replacement P392 Mitsubishi Canter Fuso	27,000	25,000	0	(2,000)	0	0	0	0
Plant Replacement P223 Volvo Loader L70	50,000	80,000	30,000	0	0	0	0	0
Plant Replacement P227 Molnar 4 post Hoist	2,580	1,364	0	(1,215)	0	0	0	0
Disposal P350 - KWN5307 Tandem Axle Trailer	5,412	4,403	0	(1,009)	5,412	4,403	0	(1,009)
Disposal P348 - 1TMI191 Trailer	2,771	2,199	0	(572)	2,771	2,199	0	(572)
	<b>426,697</b>	<b>463,703</b>	<b>57,251</b>	<b>(20,244)</b>	<b>274,699</b>	<b>312,879</b>	<b>49,671</b>	<b>(11,491)</b>
			<b>Net Profit/(Loss)</b>	<b>37,007</b>			<b>Net Profit/(Loss)</b>	<b>38,180</b>

Capital acquisitions	Adopted Budget	Current Budget	YTD Budget	YTD Actual	YTD Variance
	\$	\$	\$	\$	\$
Land and Buildings	5,231,570	6,004,355	1,620,498	591,892	(1,028,606)
Plant, Furniture and Equipment	2,344,265	3,015,799	1,044,808	710,749	(334,059)
Intangible Assets	622,809	622,809	1,287,191	926,836	(360,355)
Infrastructure - Roads	3,642,090	4,632,810	3,008,342	2,326,954	(681,388)
Infrastructure - Parks & Reserves	994,154	845,835	411,945	443,311	31,366
Infrastructure - Footpaths	191,075	699,968	399,399	273,539	(125,860)
Infrastructure - Drainage	5,822,737	5,822,737	650,999	626,682	(24,317)
Infrastructure - Bus Shelters	36,630	36,630	21,221	34,995	13,774
Infrastructure - Street Lights	236,505	236,505	224,430	140,150	(84,280)
<b>Payments for Capital Acquisitions</b>	<b>19,121,835</b>	<b>21,917,448</b>	<b>8,668,833</b>	<b>6,075,108</b>	<b>(2,593,725)</b>
Right of use assets	553,030	518,969	518,969	33,530	(485,439)
<b>Total Capital Acquisitions</b>	<b>19,674,865</b>	<b>22,436,417</b>	<b>9,187,802</b>	<b>6,108,637</b>	<b>(3,079,165)</b>
<b>Capital Acquisitions Funded By:</b>					
	\$	\$	\$	\$	\$
Capital grants and contributions	3,112,697	5,152,074	1,255,287	1,844,735	589,448
Lease liabilities	553,030	518,969	518,969	33,530	(485,439)
Disposal of Assets	473,350	457,101	391,654	306,277	(85,377)
Cash Backed Reserves	8,684,361	14,781,709	1,303,486	1,443,288	139,802
Municipal Funds	6,851,427	1,526,564	5,718,406	2,480,808	(3,237,598)
<b>Capital funding total</b>	<b>19,674,865</b>	<b>22,436,417</b>	<b>9,187,802</b>	<b>6,108,637</b>	<b>(3,079,165)</b>

#### SIGNIFICANT ACCOUNTING POLICIES

All assets are initially recognised at cost. Cost is determined as the fair value of the assets given as consideration plus costs incidental to the acquisition. For assets acquired at no cost or for nominal consideration, cost is determined as fair value at the date of acquisition. The cost of non-current assets constructed by the local government includes the cost of all materials used in the construction, direct labour on the project and an appropriate proportion of variable and fixed overhead. Certain asset classes may be revalued on a regular basis such that the carrying values are not materially different from fair value. Assets carried at fair value are to be revalued with sufficient regularity to ensure the carrying amount does not differ materially from that determined using fair value at reporting date.



Capital Expenditure		Adopted Budget	Current Budget	YTD Budget	YTD Actual	YTD Variance	Comments
		\$	\$	\$	\$	\$	
<b>Buildings</b>							
	13617 Building & Parks Contingency	101,750	101,750	80,336	53,036	(27,301)	
	13634 Administration Building Refurbishment	40,000	190,000	25,887	20,742	(5,145)	In progress.
	13636 Animal Care Facility Refurbishment	85,470	85,470	85,470	0	(85,470)	
	13619 Kwinana South VBFB Station Extensions	376,000	699,600	385,891	23,856	(362,035)	Practical completion estimated Oct-21.
	13620 Kwinana South VBFB Station Upgrade	30,000	62,700	62,700	0	(62,700)	Practical completion estimated Oct-21.
	13621 Mandogalup VBFB Station Extensions	328,159	134,246	134,246	134,246	0	Construction completed. DFES Grant funded.
	13622 Mandogalup VBFB Station Upgrade	25,000	26,302	1,600	1,600	0	Construction completed.
	13849 Mandogalup VBFB - Repair storage room cracked wall	0	5,000	5,000	0	(5,000)	LRCI Projects.
	13940 Koorliny Arts Centre - air conditioner replacement	0	8,500	8,500	0	(8,500)	LRCI Project Funding Round 2. Works to be completed FY22.
	13616 Recquatic Front Counter - Automated Gates	90,000	90,000	0	0	0	
	13873 Recquatic - Swim School Office Relocation	0	10,400	10,400	9,820	(580)	Project complete.
	13640 Recquatic Resurface Floor	7,875	7,855	7,855	7,855	0	Project complete.
	13641 Recquatic Spa balance tank lid and ladder	8,400	8,400	400	0	(400)	
	13642 Recquatic 25m backwash tank lid Replacement	7,350	0	350	0	(350)	
	13643 Recquatic Centre - Internal paint public areas	0	8,000	0	0	0	LRCI Projects.
	13834 Recquatic Centre - Entrance area external walls repaint	0	25,000	25,000	0	(25,000)	LRCI Projects.
	13835 Recquatic Centre - Grout renewal - change rooms replace damaged grout	0	25,000	0	0	0	LRCI Projects.
	13944 Recquatic Centre - front admin east and reception area airconditioner replacement	0	67,000	67,000	0	(67,000)	LRCI Project Funding Round 2. Works to be completed FY22.
	13627 Darius Wells Stormwater System	27,300	27,300	27,300	1,300	(26,000)	Specification complete, quoting in progress.
	13629 Darius Wells Roof Fall Arrest System	21,000	21,000	21,000	1,000	(20,000)	Awaiting quote package.
	13836 Darius Wells Knowledge Centre - Roof leak repair	0	3,500	3,500	0	(3,500)	LRCI Projects. In progress.
	13630 Darius Wells Automate Disabled Toilet Doors	21,000	26,000	26,000	25,988	(12)	Project complete.
	13632 Darius Wells Room Conversion	9,666	9,666	0	0	0	To be completed by end of May 2021.
	13937 Darius Wells electrical works	0	80,000	0	0	0	LRCI Project Funding Round 2. Works to be completed FY22.
	13938 Darius Wells - Ken Jackman Hall flooring	0	45,000	0	0	0	LRCI Project Funding Round 2.
	13623 John Wellard Community Centre External Paint	6,300	6,300	6,300	1,550	(4,750)	LRCI Projects. In progress.
	13628 John Wellard Community Centre Stormwater System	22,050	12,382	12,382	12,382	0	Project complete.
	13838 John Wellard Community Centre - Paving stain cleaning/repaint due to vandalism	0	10,000	10,000	9,890	(110)	LRCI Projects. Project complete.
	13839 John Wellard Community Centre - Wall Finishes - meeting rooms repaint	0	7,000	7,000	6,470	(530)	LRCI Projects. Project complete.
	13840 John Wellard Community Centre - Wisteria room carpet replacement	0	15,000	15,000	4,795	(10,205)	LRCI Projects.
	13939 John Wellard Community Centre - Repair solar panel connections	0	10,000	0	0	0	LRCI Project Funding Round 2. Works to be completed FY22.
	13846 William Bertram Community Centre - External cracked walls repairs/metal fencing repaint	0	7,000	7,000	6,335	(665)	LRCI Projects. Project complete.
	13847 William Bertram Community Centre - External walls repaint in the playground area	0	7,000	7,000	6,630	(370)	LRCI Projects. Project complete.
	13848 William Bertram Community Centre - Rusted gutters restoration close to playground area	0	7,000	7,000	1,140	(5,860)	LRCI Projects. In progress.
	13850 Zone Youth Centre - Roof leak repair	0	10,000	10,000	0	(10,000)	LRCI Projects.
	13943 Zone Youth Centre - repaint basketball court	0	30,000	0	0	0	LRCI Project Funding Round 2.
	13633 Sloans Cottage Accessibility Works	26,709	12,709	12,709	11,870	(839)	Engaging heritage architect.
	13644 Sloans Heritage (Caretaker) Cottage Accessibility Works	20,700	64,700	64,700	0	(64,700)	Engaging heritage architect.
	13624 Parmelia House Roof Renovation	47,775	15,002	15,002	15,002	0	Project complete. Budget savings transferred to Kwinana South VBFB Station upgrade.
	13842 Medina Oval Changerooms - Terracing/seating/accessibility	0	15,000	15,000	4,116	(10,884)	LRCI Projects.

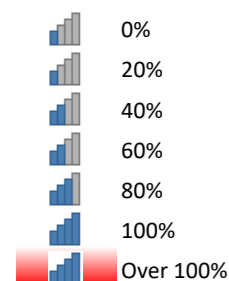
Capital Expenditure	Adopted Budget	Current Budget	YTD Budget	YTD Actual	YTD Variance	Comments
	\$	\$	\$	\$	\$	
13626 Medina Oval Toilet Refurbishment	26,250	26,250	26,250	1,250	(25,000)	
13941 Medina Oval Spectators stand and shelter	0	20,000	20,000	0	(20,000)	LRCI Project Funding Round 2.
13841 Medina Hall - Isabela Corker wing - lift, dispose, install and underlay carpet	0	4,000	4,000	3,273	(727)	LRCI Projects.
13814 Medina Centre - CCTV, lighting and WIFI upgrades	0	10,007	8,757	6,958	(1,799)	\$10k grant cfwd from 2019/20. Project complete.
13631 Calista Oval Tennis Clubrooms	137,363	137,363	137,363	122,764	(14,599)	Project complete.
13635 Rhodes Park Accessible Toilet Design	15,750	0	0	0	0	
13637 Challenger Beach Ablutions Structural Renewal	10,500	0	500	0	(500)	Assessment in progress.
13618 DCA 9 Local Sportsground Clubroom Honeywood Primary School Oval	3,718,203	3,718,203	164,350	82,483	(81,867)	Project on hold during community engagement process.
13639 Wandi Resource Centre Asbestos Removal Program	15,750	15,750	15,750	14,240	(1,510)	Quotes received.
13837 Goldney Velodrome BMX Track Kiosk & Ablution - External wall repaint/paving restoration	0	12,000	12,000	150	(11,850)	LRCI Projects.
13843 Thomas Oval Electrical Compound - External walls cleaning/renewal and painting	0	4,500	4,500	0	(4,500)	LRCI Projects.
13942 Thomas Oval Pavilion (old) roof restoration	0	20,000	20,000	0	(20,000)	LRCI Project Funding Round 2. Works to be completed FY22.
13844 Wellard Pavilion - External wall finishes.	0	10,000	10,000	0	(10,000)	LRCI Projects.
13845 Wells Park public toilet - External brick wall and paving cleaning/repaint	0	10,000	10,000	0	(10,000)	LRCI Project Funding Round 2.
13638 18 Maydwell Way Asbestos Removal Program	5,250	5,500	5,500	1,150	(4,350)	In progress.
13856 18 Maydwell Way - Window screen renewal	0	7,000	7,000	0	(7,000)	In progress.
13855 Magenup Equestrian Centre - Stable renovation	0	7,000	7,000	0	(7,000)	In progress.
<b>Buildings Total</b>	<b>5,231,570</b>	<b>6,004,355</b>	<b>1,620,498</b>	<b>591,892</b>	<b>(1,028,606)</b>	

Capital Expenditure	Adopted Budget	Current Budget	YTD Budget	YTD Actual	YTD Variance	Comments
	\$	\$	\$	\$	\$	
<b>Plant, Furniture and Equipment</b>						
<b>Furniture and Equipment</b>						
13660 Library - self returns shelves	12,355	12,355	12,305	12,305	0	Purchase complete.
13661 Library - self check out touchscreen computer & workstation	7,000	7,000	7,000	7,046	46	Purchase complete.
13662 Library - self check out stations for Community Centres	25,438	25,438	0	0	0	
13825 Replacement of Mayoral Chains	0	10,540	0	0	0	Carried forward from 2019/20.
13900 Folding/insertion machine with software for Rates	0	17,505	17,505	17,505	0	Purchase complete.
<b>Computing Equipment</b>						
13646 City Website Redevelopment Stage 3 of 3	122,860	122,860	91,809	53,375	(38,434)	In progress.
13647 Computing Equipment as required	25,438	25,438	16,960	0	(16,960)	
13648 Corporate Business System Implementation	1,519,953	2,139,748	1,195,382	873,462	(321,920)	In progress.
<b>Plant and Equipment</b>						
13606 Plant Replacement P275 Trailer Roller	23,500	21,000	21,000	18,516	(2,484)	Purchase complete.
13663 Plant Replacement P499 DECK - Toro Ride on mower	5,500	5,440	5,440	5,440	0	Purchase complete.
13664 Plant Replacement P500 DECK - Toro Ride on mower	5,500	5,440	5,440	5,440	0	Purchase complete.
13665 Plant Replacement P531 DECK - Toro Ride on mower	5,500	5,440	5,440	0	(5,440)	Estimated June delivery.
13666 Plant Replacement P114 Tandem Axle Tilt Trailer	15,000	15,000	15,000	0	(15,000)	Estimated May delivery.
13667 Plant Replacement P120 Trailer Box top - Coastcare	3,500	3,500	3,500	3,696	196	Purchase complete.
13668 Plant Replacement P148 Trailer box 7x4 with water tank and Pump	10,500	9,200	9,200	9,200	0	Purchase complete.
13669 Plant Replacement P199 Trailer box 7x4 with water tank and pump	10,500	10,150	10,150	9,950	(200)	Purchase complete.
13670 Plant Replacement P351 Mitsubishi Canter Tip Truck	135,000	140,000	0	0	0	Estimated June delivery.
13671 Plant Replacement P392 Mitsubishi Canter Fuso	95,000	100,000	0	0	0	Estimated June delivery.
13672 Plant Replacement P443 Isuzu Tip Truck 6x4	150,000	0	0	0	0	Cancelled.
13673 Plant Replacement P223 Volvo Loader L70	260,000	260,000	260,000	0	(260,000)	Estimated May delivery.
13905 Plant Replacement P227 Molnar 4 post Hoist	0	18,541	18,541	17,870	(671)	Purchase complete.
13674 Traffic Management - Traffic Equipment	26,530	26,530	22,491	0	(22,491)	Purchase complete.
13833 Recquatic Pool Upgrades	0	30,500	30,500	30,500	0	Purchase complete.
13903 Outdoor toxic substance unit PR850-6	0	6,081	6,081	6,080	(1)	Purchase complete.
<b>Motor Vehicles</b>						
13886 Plant Replacement P551	43,000	32,117	32,117	32,117	0	Purchase complete.
13686 Plant Replacement P483	27,500	25,978	25,978	25,978	0	Purchase complete.
13693 Plant Replacement P511	43,000	42,629	42,629	42,629	0	Purchase complete.
13696 Plant Replacement P515	35,000	34,826	34,826	34,826	0	Purchase complete.
13697 Plant Replacement P492	27,500	27,069	27,069	27,069	0	Purchase complete.
13694 Plant Replacement P448	42,000	46,357	46,408	45,635	(773)	Purchase complete.
13687 Plant Replacement P479	40,000	45,066	45,066	44,759	(307)	Purchase complete.
13688 Plant Replacement P484	45,000	48,192	48,192	47,699	(493)	Purchase complete.
13695 Plant Replacement P485	40,000	39,971	39,971	39,971	(0)	Purchase complete.
13685 Plant Replacement P487	40,000	42,641	42,641	42,641	(0)	Purchase complete.
13689 Plant Replacement P493	40,000	41,234	41,234	41,234	(0)	Purchase complete.
13690 Plant Replacement P494	40,000	45,855	45,855	45,182	(673)	Purchase complete.
13691 Plant Replacement P432	45,000	42,180	42,180	41,571	(609)	Purchase complete.
13895 Additions to P587 - Bar lights and recovery points	0	9,090	9,090	8,750	(340)	Purchase complete.
13907 Plant Replacement P574 (Insurance replacement)	0	39,697	0	0	0	
13908 Plant replacement P478	0	55,000	55,000	47,140	(7,860)	Purchase complete.
13964 Deposits paid to secure 2021/2022 vehicles	0	3,000	0	0	0	
<b>Plant, Furniture and Equipment Total</b>	<b>2,967,074</b>	<b>3,638,608</b>	<b>2,331,999</b>	<b>1,637,585</b>	<b>(694,414)</b>	

Capital Expenditure	Adopted Budget	Current Budget	YTD Budget	YTD Actual	YTD Variance	Comments
	\$	\$	\$	\$	\$	
<b>Park and Reserves</b>						
13675 KIA Street Tree Planting Program	76,313	76,313	3,634	3,634	0	Design completed. Planting May 2021.
13676 Kwinana Loop Trail	10,000	10,608	10,608	10,608	(0)	Carried forward from 2019/20. Project complete.
13677 Thomas Oval Lighting	413,361	278,754	278,754	263,898	(14,856)	Project complete.
13678 Bertram Street Tree Planting Program	111,925	111,925	5,330	5,330	0	Design completed. Planting May 2021.
13679 Parks for People Strategy Ascot Park	145,000	1,320	1,320	1,320	0	Design complete.
13680 Parks for People Strategy Peace Park	10,000	10,000	10,000	13,281	3,281	Project complete.
13888 Parks for People Strategy Gemstone Park	0	129,360	1,800	13,230	11,430	In progress.
13682 POS / Parks & Reserves Renewals Bores, Fencing, Irrigation	227,555	227,555	100,499	132,010	31,511	
<b>Parks and Reserves Total</b>	<b>994,154</b>	<b>845,835</b>	<b>411,945</b>	<b>443,311</b>	<b>31,366</b>	
<b>Roads</b>						
<b>Urban Road Grant Construction</b>						
13704 Wellard Road Duplication Project MRRG / DCA Funded	282,905	139,908	65,502	25,782	(39,720)	Drafting in progress. Landscaping tender completed. Potential carry forward.
13705 Road Reseal Renewals MRRG Ocean Street	345,200	345,200	345,200	328,696	(16,504)	Works completed.
13706 Road Reseal Renewals MRRG Mandurah Road SB1	188,300	187,800	187,800	138,909	(48,891)	Works completed.
13710 Road Reseal Renewals MRRG Mandurah Road NB 2	64,800	64,800	64,800	62,014	(2,786)	Works completed.
13707 Road Reseal Renewals MRRG Cockburn Road NB	46,400	46,400	46,400	46,224	(176)	Works completed.
13709 Road Reseal Renewals MRRG Leath Road 1	99,300	99,300	99,300	95,366	(3,934)	Works completed.
13711 Road Reseal Renewals MRRG Leath Road 2	49,700	49,700	49,700	71,343	21,643	Works completed.
13708 Road Reseal Renewals MRRG Leath Road 3	395,300	395,300	395,300	375,136	(20,164)	Works completed.
13712 Road Reseal Renewals MRRG Mason Rd	211,701	211,701	211,701	176,091	(35,610)	Works completed.
<b>Black Spot Grant Construction</b>						
13703 Gilmore Avenue Pedestrian Crossing	262,073	258,273	258,273	250,522	(7,751)	Works completed.
13887 Meares Road Challenger Avenue roundabout pre-deflection treatment	0	110,000	110,000	107,083	(2,917)	Works complete, awaiting invoices.
<b>Roads to Recovery Grant Construction</b>						
13700 Road Reseal Renewals RTR Pace Road	275,000	275,000	275,000	255,436	(19,564)	Works complete.
13701 Road Reseal Renewals RTR Orton Road	174,000	174,000	174,000	147,100	(26,900)	Works complete, awaiting invoices.
13702 Road Reseal Renewals RTR Milton Place	77,000	77,000	77,000	58,162	(18,838)	Works complete, awaiting invoices.
<b>DCA Funded Construction</b>						
13713 DCA 5 - Lyon Road - Cassowary to Kenby	437,250	437,250	437,250	0	(437,250)	
13714 DCA 2 Millar Road Chg 470 to 577. Developer to complete	293,983	293,983	0	0	0	
13715 DCA 2 Sunrise Boulevard Internal Collector Road (b) Lot 59 - (Developer to complete)	351,079	351,079	0	0	0	
<b>LRCI Projects</b>						
13853 Stefanelli Close - Road Resurfacing	0	75,000	75,000	60,317	(14,683)	LRCI Projects. In progress.
13854 Wandi Drive - Road Resurfacing	0	85,000	85,000	79,870	(5,130)	LRCI Projects. Works complete, post audit repairs to be completed.
13958 Sicklemore Road, Parmelia reconstruction. Strip spray seal, remove roots, backfill with roadbase compact, asphalt. Reconstruct kerbs. Construct 2.5m red asphalt shared path.	0	860,000	0	0	0	LRCI Project Funding Round 2. Construction to begin June, works to be completed FY22.
13959 Summerton Road, Calista Traffic signals - Pedestrian crossing upgrade.	0	45,000	0	0	0	LRCI Project Funding Round 2. Works to be completed FY22.
<b>Municipal Road Construction</b>						
13698 Traffic Management - Breccia Parade speed calming	6,699	0	0	0	0	Project cancelled.
13699 General Traffic Management - Traffic calming	81,400	51,116	51,116	48,902	(2,214)	
<b>Roads Total</b>	<b>3,642,090</b>	<b>4,632,810</b>	<b>3,008,342</b>	<b>2,326,954</b>	<b>(681,388)</b>	

Capital Expenditure	Adopted Budget	Current Budget	YTD Budget	YTD Actual	YTD Variance	Comments
	\$	\$	\$	\$	\$	
<b>Street Lighting</b>						
13683 Street Lighting - New - Leath Road	208,525	208,525	208,525	129,425	(79,100)	Project complete.
13684 Street Lighting Upgrade reactive work street light requests	27,980	27,980	15,905	10,725	(5,180)	
<b>Street Lighting Total</b>	<b>236,505</b>	<b>236,505</b>	<b>224,430</b>	<b>140,150</b>	<b>(84,280)</b>	
<b>Bus Shelter Construction</b>						
13645 Bus Shelter Upgrades	36,630	36,630	21,221	34,995	13,774	Project complete.
<b>Bus Shelter Construction Total</b>	<b>36,630</b>	<b>36,630</b>	<b>21,221</b>	<b>34,995</b>	<b>13,774</b>	
<b>Footpath Construction</b>						
13657 Footpath Renewals	50,875	50,875	35,351	57,499	22,148	
13658 Gilmore Avenue Shared Path Stage 1 Design (Perth Bicycle Network LG Grants Program)	81,400	81,400	81,400	51,097	(30,303)	Design complete.
13659 Parmelia Avenue Shared Path Stage 1 Design (Perth Bicycle Network LG Grants Program)	58,800	58,800	58,800	42,067	(16,733)	Design complete.
13821 Breccia Parade footpath	0	3,590	3,590	3,590	0	Carried forward from 2019/20. Project complete.
13851 Barwell Road - Construction of 1.5m wide concrete footpath	0	33,997	33,997	33,997	0	LRCI Funding. Project complete.
13852 Bilya Gardens - Construction of 2m wide concrete footpath	0	115,000	115,000	85,288	(29,712)	LRCI Funding. Project complete.
13945 Gamble Place, Orelia - Install new footpath and widen the cul-de sac.	0	30,000	6,000	0	(6,000)	LRCI Project Funding Round 2. Works to be completed FY22.
13946 Joiner Place, Parmelia - Install new footpath and widen the cul-de sac.	0	30,000	6,000	0	(6,000)	LRCI Project Funding Round 2. Works to be completed FY22.
13947 Hunt Place (with Cowling Way), Parmelia - New 1.5m footpath construction.	0	20,000	4,000	0	(4,000)	LRCI Project Funding Round 2. Works to be completed FY22.
13948 Cowling Way (with Hunt Place ), Parmelia - New 1.5m footpath construction.	0	50,000	10,000	0	(10,000)	LRCI Project Funding Round 2. Works to be completed FY22.
13949 Porter Garden, Leda - New 1.5m footpath construction.	0	60,000	12,000	0	(12,000)	LRCI Project Funding Round 2. Works to be completed FY22.
13950 Pudney Place, Orelia - New 1.5m footpath construction.	0	20,000	4,000	0	(4,000)	LRCI Project Funding Round 2. Works to be completed FY22.
13951 Napoleon Way, Bertram - New 1.5m footpath construction.	0	16,000	3,200	0	(3,200)	LRCI Project Funding Round 2. Works to be completed FY22.
13952 Warrior Pass, Bertram - New 1.5m footpath construction.	0	18,000	3,600	0	(3,600)	LRCI Project Funding Round 2. Works to be completed FY22.
13953 Tranby Way, Bertram - New 1.5m footpath construction.	0	25,000	5,000	0	(5,000)	LRCI Project Funding Round 2. Works to be completed FY22.
13954 Ameer Cres, Bertram - New 1.5m footpath construction	0	23,000	4,600	0	(4,600)	LRCI Project Funding Round 2. Works to be completed FY22.
13955 Trust Way West, Bertram - New 1.5m footpath construction.	0	14,306	2,861	0	(2,861)	LRCI Project Funding Round 2. Works to be completed FY22.
13956 Roach Place, Orelia - New 1.5m footpath construction.	0	20,000	4,000	0	(4,000)	LRCI Project Funding Round 2. Construction planned for June.
13957 Sub N drain path - Sunrise/Living Edge - New 2m footpath construction.	0	30,000	6,000	0	(6,000)	LRCI Project Funding Round 2. Construction planned for June.
<b>Footpath Construction Total</b>	<b>191,075</b>	<b>699,968</b>	<b>399,399</b>	<b>273,539</b>	<b>(125,860)</b>	
<b>Drainage Construction</b>						
13651 Drainage - DCA 2 Peel Sub N Drain - Lot 64 Woolcoat Road & Lot 379	1,093,205	1,093,205	261,407	271,166	9,759	Carried forward from 2019/20. Project complete.
13652 Drainage - DCA 2 - Peel Sub N1 Drain - Lot 378 & 90	334,000	334,000	0	0	0	Completed prior year.
13653 DCA1 Stormwater Management Infrastructure	572,473	572,473	16,170	29,100	12,930	In progress.
13654 DCA 3 Peel Sub P1 Drain Casuarina	1,164,627	1,164,627	0	0	0	
13655 DCA 3 Peel Sub P1A Drain Casuarina	1,098,363	1,098,363	0	0	0	
13656 DCA 3 Peel Sub P Drain Anketell South & Casuarina	1,186,647	1,186,647	0	0	0	
13649 Drainage New Ocean Street	212,850	212,850	212,850	172,784	(40,066)	Project complete.
13650 Drainage New Pace Road	160,572	160,572	160,572	153,632	(6,940)	Project complete.
<b>Drainage Construction Total</b>	<b>5,822,737</b>	<b>5,822,737</b>	<b>650,999</b>	<b>626,682</b>	<b>(24,317)</b>	
<b>Capital Expenditure Total</b>	<b>19,121,835</b>	<b>21,917,448</b>	<b>8,668,833</b>	<b>6,075,108</b>	<b>(2,593,725)</b>	

Level of Completion Indicators (Percentage YTD Actual to Annual Budget)



NOTES TO THE STATEMENT OF FINANCIAL ACTIVITY  
FOR THE PERIOD ENDED 30 APRIL 2021

FINANCING ACTIVITIES  
NOTE 7  
BORROWINGS

Repayments - borrowings

Information on borrowings

Particulars	Finalisation of Loan	1 July 2020	New Loans		Principal Repayments		Principal Outstanding		Interest Repayments	
			Actual	Current Budget	Actual	Current Budget	Actual	Current Budget	Actual	Current Budget
		\$	\$	\$	\$	\$	\$	\$	\$	
<b>Governance</b>										
Loan 99 - Administration Building Renovations	2024/25	576,328	0	0	49,985	101,532	526,343	474,796	19,522	38,476
<b>Education and welfare</b>										
Loan 96 - Youth Specific Space	2022/23	95,162	0	0	14,432	29,407	80,730.36	65,755	3,687	7,290
Loan 100 - Youth Specific Space	2027/28	1,270,494	0	0	66,407	134,365	1,204,086	1,136,129	33,076	66,272
<b>Recreation and culture</b>										
Loan 94 - Wellard Sports Pavilion	2021/22	108,836	0	0	52,710	52,709	56,126	56,127	5,451	6,728
Loan 95 - Orelia Oval Pavilion	2022/23	228,389	0	0	34,636	70,576	193,753	157,813	8,848	17,497
Loan 97 - Orelia Oval Pavilion Extension	2024/25	1,275,247	0	0	110,602	224,660	1,164,645	1,050,587	43,196	85,135
Loan 102 - Library & Resource Centre	2028/29	6,820,176	0	0	310,973	629,005	6,509,203	6,191,171	173,003	347,778
Loan 104 - Recquatic Refurbishment	2029/30	3,350,000	0	0	137,532	277,849	3,212,468	3,072,151	77,797	155,846
Loan 105 - Bertram Community Centre	2029/30	1,269,272	0	0	84,055	112,530	1,185,217	1,156,742	34,059	48,147
Loan 106 - Destination Park - Calista	2030/31	1,321,267	0	0	50,747	102,291	1,270,519	1,218,976	24,605	49,749
<b>Transport</b>										
Loan 98 - Streetscape Beautification	2024/25	778,043	0	0	67,479	137,066	710,563	640,977	26,354	51,943
Loan 101 - City Centre Redevelopment	2021/22*	2,500,000	0	0	0	0	2,500,000	2,500,000	54,463	79,250
<b>B/Fwd Balance</b>		19,593,213	0	0	979,557	1,871,990	18,613,655	17,721,223	504,061	954,111
<b>Self supporting loans</b>										
<b>Recreation and culture</b>										
Loan 103B - Golf Club Refurbishment	2031/32	249,972	0	0	8,563	17,269	241,409	232,703	4,483	9,869
		249,972	0	0	8,563	17,269	241,409	232,703	4,483	9,869
**Share of SMRC Loan		425,520	0	0	0	0	425,520	425,520	0	0
<b>Total</b>		20,268,705	0	0	988,120	1,889,259	19,280,585	18,379,446	508,544	963,980
Current borrowings		1,889,259					2,314,779			
Non-current borrowings		18,379,446					16,965,805			
		20,268,705					19,280,585			

\*City Centre Redevelopment loan expected to be refinanced upon maturity in 2021/22.

\*\* Current portion of borrowings includes \$425,520, which represents the City's share of the Southern Metropolitan Regional Council (SMRC) Administration Building loan with the WATC.

NOTES TO THE STATEMENT OF FINANCIAL ACTIVITY  
FOR THE PERIOD ENDED 30 APRIL 2021

OPERATING ACTIVITIES  
NOTE 9  
CASH RESERVES

Cash backed reserve

Reserve name	Opening Balance	Budget Interest Earned	Actual Interest Earned	Budget Transfers In (+)	Actual Transfers In (+)	Budget Transfers Out (-)	Actual Transfers Out (-)	Budget Closing Balance	Actual Closing Balance
<b>Municipal Reserves</b>	\$	\$	\$	\$	\$	\$	\$	\$	\$
Aged Persons Units Reserve	741,044	4,143	2,467	195,761	0	(190,000)	0	750,948	743,511
Asset Management Reserve	5,163,247	46,994	51,465	1,725,401	0	(2,014,379)	(778,270)	4,921,263	4,436,442
Banksia Park Reserve	23,997	151	93	221,902	0	(136,050)	0	110,000	24,090
City Infrastructure Reserve	995,255	5,530	3,279	360,000	0	0	0	1,360,785	998,535
Community Services & Emergency Relief Reserve	340,995	3,535	3,168	0	0	(255,000)	(5,000)	89,530	339,163
Contiguous Local Authorities Group Reserve	265,918	1,593	1,193	32,941	0	(28,420)	0	272,032	267,111
Employee Leave Reserve	2,488,383	11,387	0	458,300	0	0	0	2,958,070	2,488,383
Employee Vacancy Reserve	500,233	1,872	1,426	0	0	0	0	502,105	501,659
Family Day Care Reserve	1,229,903	7,075	4,196	0	0	(71,110)	(47,140)	1,165,868	1,186,959
Golf Course Cottage Reserve	29,396	174	139	0	0	0	0	29,570	29,534
Golf Club Maintenance Reserve	8,846	52	42	5,004	0	(5,004)	0	8,898	8,888
Information Technology Reserve	2,597,169	11,967	8,040	400,000	0	(2,153,806)	(498,831)	855,330	2,106,378
Plant and Equipment Replacement Reserve	430,899	2,164	1,668	424,506	355,350	(671,657)	(220,042)	185,912	567,875
Public Arts Reserve	0	0	0	29,900	29,900	0	0	29,900	29,900
Refuse Reserve	5,644,888	19,713	0	0	0	(298,954)	0	5,365,647	5,644,888
Renewable Energy Efficiency Reserve	34,172	193	114	2,035	0	0	0	36,400	34,286
Restricted Grants & Contributions Reserve	2,187,985	0	0	400,000	0	(2,150,481)	(486,100)	437,504	1,701,884
Settlement Agreement Reserve	167,771	1,027	774	0	0	0	0	168,798	168,545
Workers Compensation Reserve	143,928	881	664	180,000	0	0	0	324,809	144,592
<b>Sub-Total Municipal Reserves</b>	<b>22,994,028</b>	<b>118,451</b>	<b>78,728</b>	<b>4,435,750</b>	<b>385,250</b>	<b>(7,974,861)</b>	<b>(2,035,385)</b>	<b>19,573,368</b>	<b>21,422,622</b>
<b>Developer Contribution Reserves</b>									
DCA 1 - Hard Infrastructure - Bertram	599,722	3,127	2,467	660,537	660,537	(609,455)	0	653,931	1,262,725
DCA 2 - Hard Infrastructure - Wellard	1,988,294	10,875	8,688	16,847	16,847	(2,095,102)	0	(79,086)	2,013,829
DCA 3 - Hard Infrastructure - Casuarina	0	0	0	3,472,228	0	(3,472,228)	0	0	0
DCA 4 - Hard Infrastructure - Anketell	521,489	3,308	2,974	616,222	686,769	(22,591)	0	1,118,428	1,211,232
DCA 5 - Hard Infrastructure - Wandi	427,218	2,669	2,406	561,924	561,924	(460,231)	0	531,580	991,548
DCA 6 - Hard Infrastructure - Mandogalup	274,056	1,575	1,273	297,311	297,311	(22,591)	0	550,351	572,639
DCA 7 - Hard Infrastructure - Wellard West	18,172	153	133	32,989	31,989	(22,954)	0	28,360	50,294
DCA 8 - Soft Infrastructure - Mandogalup	450,501	3,499	3,104	858,335	859,335	(23,902)	0	1,288,433	1,312,941
DCA 9 - Soft Infrastructure - Wandi/Anketell	11,941,274	70,651	63,744	973,352	980,353	(3,342,105)	0	9,643,172	12,985,371
DCA 10 - Soft Infrastructure - Casuarina/Anketell	204,182	1,275	1,155	0	0	(24,774)	0	180,683	205,337
DCA 11 - Soft Infrastructure - Wellard East	6,152,977	31,695	24,931	307,660	307,660	(25,662)	0	6,466,670	6,485,568
DCA 12 - Soft Infrastructure - Wellard West	8,468,096	43,608	34,300	988,378	988,378	(24,362)	0	9,475,720	9,490,775
DCA 13 - Soft Infrastructure - Bertram	263,326	1,623	1,470	0	0	(24,216)	0	240,733	264,796
DCA 14 - Soft Infrastructure - Wellard/Leda	706,921	4,283	3,869	419,728	118,145	(24,151)	0	1,106,781	828,935
DCA 15 - Soft Infrastructure - City Site	239,431	1,537	1,389	58,945	73,581	(24,151)	0	275,762	314,401
<b>Sub-Total Developer Contribution Reserves</b>	<b>32,255,658</b>	<b>179,878</b>	<b>151,904</b>	<b>9,264,456</b>	<b>5,582,828</b>	<b>(10,218,475)</b>	<b>0</b>	<b>31,481,517</b>	<b>37,990,390</b>
<b>Total Reserves</b>	<b>55,249,686</b>	<b>298,329</b>	<b>230,632</b>	<b>13,700,206</b>	<b>5,968,078</b>	<b>(18,193,336)</b>	<b>(2,035,385)</b>	<b>51,054,885</b>	<b>59,413,012</b>

NOTES TO THE STATEMENT OF FINANCIAL ACTIVITY  
FOR THE PERIOD ENDED 30 APRIL 2021

NOTE 10  
OPERATING GRANTS AND CONTRIBUTIONS

Operating grants, subsidies and contributions	Contract Liability	Current Budget Revenue	Budget YTD Revenue	Actual YTD Revenue	Comments
Provider	\$	\$		\$	
<b>Governance</b>					
Local Government General Purpose Grant		503,192	377,394	377,394	
Local Government General Purpose Grant - Roads		392,264	294,198	294,197	
Non Rateable Property - Dampier to Bunbury Natural Gas Pipeline Corridor		177,000	177,000	176,587	
<b>Law, order, public safety</b>					
Department Fire and Emergency Services - ESL	0	141,129	141,129	188,172	First instalment of 2021 grant received early in June 20.
Department Fire and Emergency Services - RCTI ESG 1819 & 1920	0	28,646	28,646	38,110	DFES Operating Grant from FY19 received July.
Western Australian Local Government (WALGA)	0	0	2,000	2,000	Review & development of plan for animal welfare in emergencies.
Mitigation Activity Fund Grant 20/21 Round 2	0	15,251	7,626	7,626	
<b>Health</b>					
Mosquito Management Contributions (CLAG)	0	32,941	31,977	34,222	
Department of Health - Larvicide	0	3,339	1,839	0	
<b>Education and welfare</b>					
Banksia Park Operating Cost Contribution	0	346,320	288,600	288,600	
Family Daycare - Mainstream Childcare Benefit Subsidy		2,677,419	2,223,807	2,122,466	
Family Daycare - Subsidy Other		200,284	200,284	261,975	
Family Daycare - Operational Subsidy - Dept of Communities NW04		0	0	533	
Family Daycare - Inclusion Subsidy Scheme		5,160	3,440	0	
In-Home Care - CCB Subsidy		848,620	735,947	746,283	
In-Home Care - Subsidy - Department of Communities		34,277	34,277	51,793	
Family Day Care Sustainability Grant	80,904	143,264	62,360	62,360	
NGALA My Time Program	0	10,560	10,560	10,560	
Operational Subsidy - Aboriginal Resource Worker		31,500	31,500	30,514	
Library Contributions and Donations		166	136	82	
Youth Social Justice Program		178,760	178,760	178,761	
Youth Leadership and Development LYRIK		20,000	0	0	
Youth Intervention Program		20,000	0	0	
Youth Spaces Activation		5,000	3,200	0	
CSIRO - Indigenous STEM awards event recognition		0	0	700	
<b>Community amenities</b>					
PTA Bus Shelter Subsidy		7,000	0	0	
Greening fund	62,853	40,000	0	0	\$100k Grant received in 2018. 3year funding to 2021.
Bin Tagging Funding	0	22,000	0	0	
Sustainability Workshops	0	1,455	0	0	
Grow it Local	0	25,000	0	0	
<b>Recreation and culture</b>					
Shared Use Agreements		119,963	108,130	104,707	
Stay on Your Feet Program - Injury Matters	1,572	3,230	0	1,658	
Australia Day branding grant		1,000	1,000	1,000	
Good Things Foundation Grant - Get Online Week		1,000	1,000	1,000	
KIC Sponsorship 2020 Lollyrun		10,000	10,000	10,000	
Community Development Fund - Kwinana Industries Council		20,000	20,000	20,000	Kwinana Community Chest.
OMG Kwinana Fringe Festival		72,636	72,636	63,636	DLGSC & Fremantle Ports
<b>Transport</b>					
Main Roads Annual Direct Grant		191,745	191,745	191,745	
Main Roads Street Light Subsidy		6,000	0	0	
Main Roads Maintenance Contribution		131,780	65,890	65,890	
<b>TOTALS</b>	<b>145,329</b>	<b>6,467,901</b>	<b>5,305,081</b>	<b>5,332,572</b>	



Non-operating grants, subsidies and contributions Provider	Unspent Funding Liability	Current Budget Revenue	Budget YTD Revenue	Actual YTD Revenue	Comments
	\$	\$		\$	
<b>Law, order, public safety</b>					
Department Premier & Cabinet - Kwinana South extensions	30,000	699,600	0	0	Capital works to be completed FY22.
Department Premier & Cabinet - Mandogalup extensions	0	26,302	13,151	13,151	Capital project completed.
Department Fire and Emergency Services - Mandogalup Ablutions	0	131,718	110,824	110,824	Capital project completed.
<b>Recreation and culture</b>					
Honeywood Oval Clubrooms - Dept. Local Government	0	400,000	0	0	
Department of Infrastructure - Thomas Oval Lighting	0	37,500	37,500	37,500	Capital project completed.
Department of Education - McWhirter Promenade and Johnson Road landscaping	0	0	0	55,663	Project completed FY20.
Department of Education - Breccia Parade Footpath	0	2,547	2,547	2,547	Capital project completed.
Local Roads and Community Infrastructure Program	107,000	214,000	181,000	0	50% received, projects to be completed by June.
Local Roads and Community Infrastructure Program - Round 2	91,750	183,500	48,500	0	50% received, most projects to be completed FY22.
Lotterywest - Kwinana Loop Trail	0	38,000	38,000	38,000	Project complete.
<b>Transport</b>					
Roads to Recovery - Pace Road Re-seal	0	275,000	0	275,000	Capital project completed.
Roads to Recovery - Orton Road Re-seal	0	174,000	0	174,000	
Roads to Recovery - Milton Place Re-seal	0	48,903	0	48,903	
State Road Grant - Road Reseal - Ocean Street	0	230,133	90,976	181,952	Capital project completed. Grant to be finalised.
State Road Grant - Road Reseal - Cockburn Road NB	0	30,933	23,478	30,816	Capital project completed.
State Road Grant - Road Reseal - Leath Road 1	0	66,200	26,480	52,960	Capital project completed. Grant to be finalised.
State Road Grant - Road Reseal - Leath Road 2	0	33,133	12,664	25,328	Capital project completed. Grant to be finalised.
State Road Grant - Road Reseal - Leath Road 3	0	263,533	104,604	209,208	Capital project completed. Grant to be finalised.
State Road Grant - Road Reseal - Mandurah Road SB1	0	125,333	49,460	98,920	Capital project completed. Grant to be finalised.
State Road Grant - Road Reseal - Mandurah Road NB 2	0	43,200	16,673	41,682	Capital project completed.
State Road Grant - Road Reseal - Mason Rd	0	141,133	55,376	110,752	Capital project completed. Grant to be finalised.
Black Spot - Gilmore Avenue Pedestrian Crossing	0	154,940	30,940	30,940	Capital project completed. Grant to be finalised.
Black Spot - Meares Road - roundabout deflection treatment	0	73,333	29,333	29,333	Capital project completed. Grant to be finalised.
Perth Bicycle Network LG Grant - Gilmore Avenue Shared Path Stage 1 Design	100,000	40,700	16,280	123,367	\$100k potential carry forward to FY22.
Perth Bicycle Network LG Grant - Parmelia Avenue Shared Path Stage 1 Design	0	29,400	23,520	21,034	Design project completed.
Local Roads and Community Infrastructure Program	34,462	320,720	205,720	125,898	50% received, projects to be completed by June.
Local Roads and Community Infrastructure Program - Round 2	679,153	1,358,306	138,261	0	50% received, most projects to be completed FY22.
<b>Economic services</b>					
Medina CCTV Grant	0	10,007	0	6,958	Project complete. Unspent funds returned.
<b>Community amenities</b>					
DCA 1 - Hard Infrastructure - Bertram	660,537	675,102	0	0	
DCA 2 - Hard Infrastructure - Wellard	1,721,297	2,095,102	0	0	
DCA 3 - Hard Infrastructure - Casuarina	0	3,472,228	0	0	
DCA 4 - Hard Infrastructure - Anketell	1,200,960	22,591	0	0	
DCA 5 - Hard Infrastructure - Wandi	615,994	460,231	0	0	
DCA 6 - Hard Infrastructure - Mandogalup	569,703	22,591	0	0	
DCA 7 - Hard Infrastructure - Mandogalup (west)	49,262	22,954	0	0	
DCA 8 - Soft Infrastructure - Mandogalup	1,303,383	23,902	0	0	Revenue is recognised upon meeting performance obligations (in-line with expenditure on DCA infrastructure).
DCA 9 - Soft Infrastructure - Wandi / Anketell	10,990,358	3,342,105	0	0	
DCA 10 - Soft Infrastructure - Casuarina/Anketell	194,800	24,774	0	0	
DCA 11 - Soft Infrastructure - Wellard East	5,723,005	25,662	0	0	
DCA 12 - Soft Infrastructure - Wellard West	8,262,560	24,362	0	0	
DCA 13 - Soft Infrastructure - Bertram	170,063	24,216	0	0	
DCA 14 - Soft Infrastructure - Wellard / Leda	665,903	24,152	1	0	
DCA 15 - Soft Infrastructure - Townsite	333,423	24,151	0	0	
<b>TOTALS</b>	<b>33,503,612.70</b>	<b>15,436,197</b>	<b>1,255,288</b>	<b>1,844,735</b>	

**NOTES TO THE STATEMENT OF FINANCIAL ACTIVITY  
FOR THE PERIOD ENDED 30 APRIL 2021**

**NOTE 12  
TRUST FUND**

Funds held at balance date over which the City has no control and which are not included in this statement are as follows:

<b>Description</b>	<b>Opening Balance 1 July 2020</b>	<b>Amount Received</b>	<b>Amount Paid</b>	<b>Closing Balance 30 Apr 2021</b>
	<b>\$</b>	<b>\$</b>	<b>\$</b>	<b>\$</b>
APU Security Bonds	17,934	3,000	0	<b>20,934</b>
Contiguous Local Authorities Group (CLAG)	3,594	1,383	0	<b>4,977</b>
Public Open Space Cash In Lieu	283,848	36,765	0	<b>320,613</b>
	<b>305,376</b>	<b>41,148</b>	<b>0</b>	<b>346,524</b>

Amendments to original budget since budget adoption. Surplus/(Deficit)

Date	Description	Increase / (Decrease) to Net Surplus	Amended Budget Running Balance
		\$	\$
<b>24/06/2020</b>	<b>Annual Budget adoption</b>	<b>0</b>	<b>0</b>
<b>12/08/2020</b>	<b>Non-Operating Grants &amp; Contributions - Local Roads and Community Infrastructure Program</b>	534,720	
	Capital projects expenditure- Buildings	(229,000)	
	Capital projects expenditure - Footpaths	(145,720)	
	Capital projects expenditure - Roads	(160,000)	<b>0</b>
<b>26/08/2020</b>	<b>Opening Surplus Adjustment</b>	25,000	
	Capital project expenditure - Plant & Equipment - Recquatic upgrades	(25,000)	
	Opening Surplus Adjustment	3,540	
	Transfer from Reserve - Restricted Grants and Contributions Reserve	7,000	
	Capital project expenditure - Furniture & Equipment - Mayoral Chains	(10,540)	<b>0</b>
<b>9/09/2020</b>	<b>Reallocation of budgets between Capital building projects as did not meet LRCI criteria</b>		
	W13856 - Maydwell Way - Window screens renewal	7,000	
	W13855 - Magenup Equestrian Centre - Stable renovation	7,000	
	W13633 - Sloans Cottage Accessibility Works	(14,000)	<b>0</b>
	<b>Allocation of FESA ESL Grant received</b>		
	FESA ESL Grant - Govt Grant State	6,992	
	FESA ESL - Kwinana South Vehicle Expenses	(1,320)	
	FESA ESL - Mandogalup Vehicle Expenses	(1,321)	
	FESA ESL - Kwinana South Plant & Equipment Purchases	(1,422)	
	FESA ESL - Mandogalup Plant & Equipment Purchases	(2,929)	<b>0</b>
<b>20/09/2020</b>	<b>Transfer of Insurance proceeds from stolen statue to Public Arts Reserve.</b>		
	Insurance Proceeds	29,900	
	Transfer to Public Arts Reserve	(29,900)	<b>0</b>
	<b>Reallocation of capital funding.</b>		
	W13833 - Pool upgrades to align with new chlorine gas standard.	(7,000)	
	W13642 - Backwash tank no longer required	7,000	
	Transfer from Reserve Asset Mgmt Reserve - to W13833 Pool Upgrades	7,000	
	Transfer from Reserve Asset Mgmt Reserve - to W13642 25m backwash tank lid	(7,000)	
	W13630 - Darius Wells Automated Disabled toilet doors - additional expenditure	(5,000)	
	W13628 - John Wellard CC Stormwater system	5,000	
	Transfer from Asset Management Reserve - W13630 Darius Wells Automated Doors	5,000	
	Transfer from Asset Management Reserve - W13628 John Wellard Community Centre Stormwater System	(5,000)	<b>0</b>
<b>14/10/2020</b>	<b>Reallocation of capital funding to Kwinana South VBFB Station.</b>		
	W13624 - Transfer from Asset Management Reserve (savings in Parmelia House roof renovation)	32,700	
	W13620 - Transfer from Asset Management Reserve to Kwinana South VBFB Station upgrade	(32,700)	
	W13624 - Capital Expenditure - savings in Parmelia House roof renovation	(32,700)	
	W13620 - Capital Expenditure- Kwinana South VBFB Station upgrade.	32,700	
	Site works construction costs not allowed for under DFES funding.		<b>0</b>
<b>28/10/2020</b>	<b>Reallocation of fleet vehicle replacement Plant 551.</b>		
	W13692/W13886 - Capital Expense - Plant and equipment	(10,000)	
	W13692/W13886 - Reserve Transfer - Plant and Equipment Replacement Reserve	10,000	<b>0</b>
	<b>Playground remediation work for Gemstone Park - reallocation of Parks for People Strategy funding.</b>		
	Capital Expense - Parks for People Strategy - Gemstone Park	(129,360)	
	Capital Expense - Parks for People Strategy - Ascot Park	143,680	
	Transfer from Asset Management Reserve	(14,320)	<b>0</b>

Amendments to original budget since budget adoption. Surplus/(Deficit)

Date	Description	Increase / (Decrease) to Net Surplus	Amended Budget Running Balance
		\$	\$
<b>28/10/2020</b>	<b>Main Roads Black Spot funding (2/3) to construct pre-deflection treatment at Meares Avenue.</b>		
	Capital Expense - Meares Avenue - Challenger Avenue roundabout pre deflection treatment	(110,000)	
	W13699 - Traffic Management - Traffic Calming	36,667	
	W13699 Transfer from Asset Management Reserve	(36,667)	
	W13887 Transfer from Asset Management Reserve	36,667	
	Capital Revenue - Grant - Black Spot Grant Funding	73,333	0
	<b>In-house delivery of Age Friendly Strategy.</b>		
	Operating expense - City Engagement Admin - Salaries	(75,000)	
	Operating expense - City Executive - Consultancy	75,000	0
	<b>Thomas Oval Lighting carried forward from 2019/2020.</b>		
	Capital Expense - Reserve Development - Sport - Thomas Oval Lighting	134,607	
	Capital Revenue - Grant - Department of Sport and Recreation	(112,500)	
	Reserve transfer - Restricted Grants and Contributions - Thomas Oval Lighting	(54,613)	
	Opening Surplus	32,506	0
	<b>Maintenance of Wellard sub drain for 21months following handover per Development Contribution Plan.</b>		
	Operating expense - Drainage maintenance - Wellard	(22,240)	
	Reserve transfer - DCA 2 Reserve	22,240	0
<b>12/11/2020</b>	<b>Good Things Foundation Grant</b>		
	Operating Grant Revenue	1,000	
	Operating expense - Special Events	(1,000)	0
	<b>Recquatic Café Splash opening</b>		
	Revenue - Café Income	44,058	
	Operating Expenditure (employee expenses, materials and contracts)	(44,058)	0
<b>25/11/2020</b>	<b>Recquatic Swim Club Office relocation</b>		
	W13873 Capital Expense - Swim Club Office relocation	(10,400)	
	Operating expense - Expendable equipment	10,400	0
	<b>Inhouse Printer for Rates department</b>		
	Capital expense - Folding/insertion machine with software	(17,505)	
	Operating expense - stationary and printing	17,505	0
	<b>DFES Mitigation Works Grant</b>		
	Revenue - Operating Grants	15,251	
	Operating expense - Mitigation works	(15,251)	0
<b>16/12/2020</b>	<b>Plant Replacement P227 Molnar 4 post Hoist</b>		
	W13905 Capital Expense - Plant & Equipment - New Molnar 4 post hoist	(18,541)	
	Sales Proceeds - Plant & Equipment	1,500	
	Operating Expense - savings in City Operations Infrastructure Maintenance	17,041	0
<b>27/01/2021</b>	<b>Local Roads and Community Infrastructure Program - Round 2 Funding</b>		
	Capital Revenue - Grant - LRCI	534,720	
	Capital Expense - Buildings - Various	(229,000)	
	Capital Expense - Footpaths - Various	(145,720)	
	Capital Expense - Roads - Various	(160,000)	0
	<b>Family Day Care Vehicle - purchase rather than lease</b>		
	Capital Expense - Bright Futures - Vehicles	(55,000)	
	Operating Expense - Bright Futures - Lease Vehicles	(5,000)	
	Family Day Care Reserve	60,000	0

**NOTES TO THE STATEMENT OF FINANCIAL ACTIVITY  
FOR THE PERIOD ENDED 30 APRIL 2021**

**NOTE 13  
BUDGET VARIATIONS**

Amendments to original budget since budget adoption. Surplus/(Deficit)

Date	Description	Increase / (Decrease) to Net Surplus	Amended Budget Running Balance
		\$	\$
<b>27/01/2021</b>	<b>Insurance Replacement P574</b>		
	Capital expense - New fleet vehicle	(39,697)	
	Capital Revenue - Insurance proceeds	39,197	
	Operating Expense - Plant operating - contractors	500	0
	<b>Purchase of Toxic Chemical Storage Cabinet</b>		
	Operating expense - City Operations - Expendable equipment	(13,771)	
	Capital Expense - Plant & Equipment - Toxic chemical storage cabinet	(6,081)	
	Capital Revenue - Plant & Equipment proceeds - Trailers x2	6,602	
	Operating revenue - City Operations - sale of operating equipment	13,250	0
	<b>Deposits Payable to Secure 2021/2022 Vehicles</b>		
	Prepayment - Plant & Equipment - Vehicles Deposit	(3,000)	
	Reserve Transfer - Plant and Equipment Replacement Reserve	3,000	0
<b>10/02/2021</b>	<b>Donation to Wooroloo and Hills Bushfire Appeal</b>		
	Operating Expense - Other Welfare - Sundry Donations	(5,000)	
	Reserve Transfer - Community Services & Emergency Relief Reserve	5,000	0
<b>24/02/2021</b>	<b>Budget Review</b>		
	Increase in Operating Funding Surplus brought forward	1,412,908	
	Operating Activities	1,087,235	
	Depreciation/Other Non Cash	6,420,692	
	Decrease in Non-operating Grants, Subsidies and Contributions	(35,623)	
	Decrease in proceeds from disposal of assets	(56,946)	
	Decrease in Capital Expenditure	150,878	
	Decrease in Financing Activities	(4,451,148)	4,527,996
	<b>Allocation of Surplus</b>		
	Operating expenditure - Online Booking System	(7,500)	
	Operating expenditure - Industrial Relations advice	(10,000)	
	Operating expenditure - Internal Audit	(15,000)	
	Operating expenditure - Consultant for Bank Tender Review	(15,000)	
	Operating expenditure - Regulation 17 Review	(16,000)	
	Operating expenditure - Natural Area Management Plan	(25,000)	
	Operating expenditure - City Leadership Training	(146,000)	
	Capital Expenditure - Admin Building Refurbishment	(150,000)	
	Capital Expenditure - Corporate Business System Project	(619,795)	
	Reserve Transfer - Workers Compensation Reserve	(180,000)	
	Reserve Transfer - Infrastructure Reserve (future funding of PTA grants shared pathways)	(360,000)	
	Reserve Transfer - Restricted Grants & Contributions Reserve - Workforce reclassification project	(400,000)	
	Reserve Transfer - Information Technology Reserve - Corporate Business System 2021/22	(400,000)	
	Reserve Transfer - Employee Leave Provision Reserve	(458,300)	
	Reserve Transfer - Asset Management Reserve	(1,725,401)	0
<b>14/04/2021</b>	<b>Donation to Lord Mayor's Distress Relief Fund - Tropical Cyclone Seroja Appeal 2021</b>		
	Operating expense - Sundry Donations	(5,000)	
	Reserve Transfer - Community Services & Emergency Relief Reserve	5,000	0
		0	0

## KEY TERMS AND DESCRIPTIONS

FOR THE PERIOD ENDED 30 APRIL 2021

### REVENUE

#### RATES

All rates levied under the *Local Government Act 1995*. Includes general, differential, specified area rates, minimum rates, interim rates, back rates, ex-gratia rates, less discounts and concessions offered. Exclude administration fees, interest on instalments, interest on arrears, service charges and sewerage rates.

#### OPERATING GRANTS, SUBSIDIES AND CONTRIBUTIONS

Refers to all amounts received as grants, subsidies and contributions that are not non-operating grants.

#### NON-OPERATING GRANTS, SUBSIDIES AND CONTRIBUTIONS

Amounts received specifically for the acquisition, construction of new or the upgrading of identifiable non financial assets paid to a local government, irrespective of whether these amounts are received as capital grants, subsidies, contributions or donations.

#### REVENUE FROM CONTRACTS WITH CUSTOMERS

Revenue from contracts with customers is recognised when the local government satisfies its performance obligations under the contract.

#### FEES AND CHARGES

Revenues (other than service charges) from the use of facilities and charges made for local government services, sewerage rates, rentals, hire charges, fee for service, photocopying charges, licences, sale of goods or information, fines, penalties and administration fees. Local governments may wish to disclose more detail such as rubbish collection fees, rental of property, fines and penalties, other fees and charges.

#### SERVICE CHARGES

Service charges imposed under *Division 6 of Part 6 of the Local Government Act 1995*. *Regulation 54 of the Local Government (Financial Management) Regulations 1996* identifies these as television and radio broadcasting, underground electricity and neighbourhood surveillance services. Exclude rubbish removal charges. Interest and other items of a similar nature received from bank and investment accounts, interest on rate instalments, interest on rate arrears and interest on debtors.

#### INTEREST EARNINGS

Interest and other items of a similar nature received from bank and investment accounts, interest on rate instalments, interest on rate arrears and interest on debtors.

#### OTHER REVENUE / INCOME

Other revenue, which can not be classified under the above headings, includes dividends, discounts, rebates etc.

#### PROFIT ON ASSET DISPOSAL

Excess of assets received over the net book value for assets on their disposal.

## NATURE OR TYPE DESCRIPTIONS

### EXPENSES

#### EMPLOYEE COSTS

All costs associate with the employment of person such as salaries, wages, allowances, benefits such as vehicle and housing, superannuation, employment expenses, removal expenses, relocation expenses, worker's compensation insurance, training costs, conferences, safety expenses, medical examinations, fringe benefit tax, etc.

#### MATERIALS AND CONTRACTS

All expenditures on materials, supplies and contracts not classified under other headings. These include supply of goods and materials, legal expenses, consultancy, maintenance agreements, communication expenses, advertising expenses, membership, periodicals, publications, hire expenses, rental, leases, postage and freight etc. Local governments may wish to disclose more detail such as contract services, consultancy, information technology, rental or lease expenditures.

#### UTILITIES (GAS, ELECTRICITY, WATER, ETC.)

Expenditures made to the respective agencies for the provision of power, gas or water. Exclude expenditures incurred for the reinstatement of roadwork on behalf of these agencies.

#### INSURANCE

All insurance other than worker's compensation and health benefit insurance included as a cost of employment.

#### LOSS ON ASSET DISPOSAL

Shortfall between the value of assets received over the net book value for assets on their disposal.

#### DEPRECIATION ON NON-CURRENT ASSETS

Depreciation expense raised on all classes of assets.

#### INTEREST EXPENSES

Interest and other costs of finance paid, including costs of finance for loan debentures, overdraft accommodation and refinancing expenses.

#### OTHER EXPENDITURE

Statutory fees, taxes, allowance for impairment of assets, member's fees or State taxes. Donations and subsidies made to community groups.

### 18.3 Accounts for payment for the month ended 30 April 2021

#### DECLARATION OF INTEREST:

There were no declarations of interest declared.

#### SUMMARY:

The purpose of this report is to present to Council a list of accounts paid under delegated authority for the month ended 30 April 2021, as required by the *Local Government (Financial Management) Regulations 1996*.

#### OFFICER RECOMMENDATION:

That Council:

1. Accepts the list of accounts, totalling \$4,923,764.16, paid under delegated authority in accordance with Regulation 13(1) of the *Local Government (Financial Management) Regulations 1996* for the period ended 30 April 2021, as contained within Attachment A.
2. Accepts the detailed transaction listing of credit card expenditure paid for the period ended 30 April 2021, as contained within Attachment B.

#### DISCUSSION:

Council has delegated, to the Chief Executive Officer, the exercise of its power to make payments from the City's Municipal and Trust funds. In accordance with Regulation 13 of the *Local Government (Financial Management) Regulations 1996* a list of accounts paid is to be provided to Council, where such delegation is made.

The following table summarises the payments for the period by payment type, with full details of the accounts paid contained within Attachment A.

<b>Payment Type</b>	<b>Amount (\$)</b>
Automatic Payment Deductions	\$ 82,617.23
Cheque Payments #201048 to #201051	\$ 398.31
EFT Payments #4177 to #4188	\$ 3,568,765.63
Payroll Payments 04/04/21 and 18/04/21 and Interim Payroll Payment 18/04/21	\$ 1,271,982.99
<b>Total Attachment A</b>	<b>\$ 4,923,764.16</b>

Contained within Attachment B is a detailed transaction listing of credit card expenditure paid for the period ended 30 April 2021. This amount is included within the total payments, listed above.

### 18.3 ACCOUNTS FOR PAYMENT FOR THE MONTH ENDED 30 APRIL 2021

#### **LEGAL/POLICY IMPLICATIONS:**

Regulation 13 of the *Local Government (Financial Management) Regulations 1996* states:

13. *Payments from municipal fund or trust fund by CEO, CEO's duties as to etc.*
- (1) *If the local government has delegated to the CEO the exercise of its power to make payments from the municipal fund or the trust fund, a list of accounts paid by the CEO is to be prepared each month showing for each account paid since the last such list was prepared —*
    - (a) *the payee's name; and*
    - (b) *the amount of the payment; and*
    - (c) *the date of the payment; and*
    - (d) *sufficient information to identify the transaction.*
  - (2) *A list of accounts for approval to be paid is to be prepared each month showing*
    - (a) *for each account which requires council authorisation in that month —*
      - (i) *the payee's name; and*
      - (ii) *the amount of the payment; and*
      - (iii) *sufficient information to identify the transaction;*  
*and*
    - (b) *the date of the meeting of the council to which the list is to be presented.*
  - (3) *A list prepared under subregulation (1) or (2) is to be —*
    - (a) *presented to the council at the next ordinary meeting of the council after the list is prepared; and*
    - (b) *recorded in the minutes of that meeting.*

#### **FINANCIAL/BUDGET IMPLICATIONS:**

There are no financial implications that have been identified as a result of this report or recommendation.

#### **ASSET MANAGEMENT IMPLICATIONS:**

There are no asset management implications that have been identified as a result of this report or recommendation.

#### **ENVIRONMENTAL IMPLICATIONS:**

There are no environmental implications that have been identified as a result of this report or recommendation.



**18.3 ACCOUNTS FOR PAYMENT FOR THE MONTH ENDED 30 APRIL 2021****STRATEGIC/SOCIAL IMPLICATIONS:**

This proposal will support the achievement of the following outcome and objective detailed in the Corporate Business Plan.

Plan	Outcome	Objective
Corporate Business Plan	Business Performance	5.4 Ensure the financial sustainability of the City of Kwinana into the future

**COMMUNITY ENGAGEMENT:**

There are no community engagement implications that have been identified as a result of this report or recommendation.

**PUBLIC HEALTH IMPLICATIONS**

There are no implications on any determinants of health as a result of this report.

**RISK IMPLICATIONS:**

The risk implications in relation to this proposal are as follows:

Risk Event	That Council does not accept the payments
Risk Theme	Failure to fulfil statutory regulations or compliance requirements
Risk Effect/Impact	Compliance
Risk Assessment Context	Operational
Consequence	Minor
Likelihood	Possible
Rating (before treatment)	Low
Risk Treatment in place	Reduce – mitigate risk
Response to risk treatment required/in place	Officers provide a full detailed listing of payments made in a timely manner
Rating (after treatment)	Low

18.3 ACCOUNTS FOR PAYMENT FOR THE MONTH ENDED 30 APRIL 2021

**COUNCIL DECISION**

**431**

**MOVED CR S LEE**

**SECONDED CR M ROWSE**

**That Council:**

- 1. Accepts the list of accounts, totalling \$4,923,764.16, paid under delegated authority in accordance with Regulation 13(1) of the *Local Government (Financial Management) Regulations 1996* for the period ended 30 April 2021, as contained within Attachment A.**
- 2. Accepts the detailed transaction listing of credit card expenditure paid for the period ended 30 April 2021, as contained within Attachment B.**

**CARRIED  
8/0**

# Payment Listing

Payments made between 01/04/2021 and 30/04/2021

Payee	Invoice	Description	Amount
<b>Automatic Deductions</b>			
Go Go On-Hold Pty Ltd	00047547	Messages on hold April 2021	198.00
Dell Financial Services Pty Ltd	5400059922	Dell computer fleet quarterly payment	38,669.36
Ampol Australia Petroleum Pty Ltd	301934672	Fleet fuel 010321 to 310321	7,571.24
Commonwealth Bank	060421A	Credit card Functions Officer to 060421	447.04
Commonwealth Bank	060421B	Credit card Economic Development and Advocacy Manager to 060421	328.43
Commonwealth Bank	060421C	Credit card Director City Development and Sustainability to 060421	396.99
Commonwealth Bank	06042D	Credit card Director City Infrastructure to 060421	3,421.01
Commonwealth Bank	060421E	Credit card Chief Executive Officer to 060421	862.01
Commonwealth Bank	060421F	Credit card A/Manager Customer & Communications to 060421	1,097.49
Commonwealth Bank	060421G	Credit card Manager Governance to 060421	2,088.42
Commonwealth Bank	060421H	Credit card Director City Engagement to 060421	828.00
Commonwealth Bank	060421I	Credit card Manager Human Resources to 060421	5,301.49
BP Australia Pty Ltd	11514786	Fleet fuel 010321 to 310321	15,775.58
iinet Technologies Pty Ltd	125787049	Monthly internet charges various	589.93
Windcave Pty Ltd	1681130	Set up fee and stand for EFTPOS terminal	275.00
Windcave Pty Ltd	1685565	Monthly service fees	104.51
Fines Enforcement Registry	27410309	Lodgement fee for unpaid infringements	616.00
Fines Enforcement Registry	27492481	Lodgement fee for unpaid infringement	77.00
Wright Express Australia Pty Ltd	65	Fleet fuel 010321 to 310321	669.97
iinet Technologies Pty Ltd	708782129	Monthly internet charges Bertram Community Centre	79.99
Toyota Fleet Management	875569	Fleet management services April 2021	3,099.79
TPG Internet Pty Ltd	I260253690	Kwinana South Station internet connection	59.99
TPG Internet Pty Ltd	I260670294	Mandogalup Station internet connection	59.99
<b>Total Automatic Deductions</b>			<b>-82,617.23</b>
<b>Cheques</b>			
City Of Kwinana - Pay Cash	300321 - Library	Petty cash recoup to 300321 Library	42.40
City Of Kwinana - Pay Cash	010421-Community	Petty cash recoup to 010421 Community Centres	93.80
City Of Kwinana - Pay Cash	20/04/21-Depot	Petty cash recoup to 200421 Depot	169.11
City Of Kwinana - Pay Cash	230421Library	Petty cash recoup to 230421 Library	93.00
<b>Total Cheques</b>			<b>-398.31</b>
<b>EFT</b>			
EFT TRANSFER: - 07/04/2021			46,319.49
Bright Futures Family Day Care - Pa	290321 to 040421	FDC Payroll 290321 to 040421	36,692.96
Bright Futures In Home Care - Payro	290321 to 040421	IHC Payroll 290321 to 040421	9,626.53
EFT TRANSFER: - 08/04/2021			668,788.44

# Payment Listing

Payments made between 01/04/2021 and 30/04/2021

Payee	Invoice	Description	Amount
Alex Krsnik	SQ21078	Chalk Hill litter pickup	110.00
	SQ21079	Mulching for Wellard Road	2,299.00
	SQ21084	City Centre litter collection Mar 21	3,987.50
	SQ21080	Litter pickup Chisham Oval	110.00
	SQ21085	Litter pickup Worrell Court	902.00
Apple Pty Ltd	AE35321739	Ipad air wifi	1,099.00
Ivy Penny	010421	Business workshop and meeting catering	140.25
Strategic DCP Consulting	031	DCP consulting services for DCA's	822.25
Port Printing Works	INV064627	Generic staff business cards	75.90
	INV064641	Junior program certificates for Recquatic	270.60
Sonic Health Plus	2294197	Pre-employment medical assessment 170321	198.00
	2294198	Pre-employment medical assessment 260221	198.00
	2296177	Pre-employment medical assessment 220321	198.00
	2296178	Pre-employment medical assessment 230321	386.10
William Buck Audit (WA) Pty Ltd	3877	Audit fee for 300619 and 300620	1,800.00
Travis Hayto Photography	00002169	Assorted promotional photos for Kwinana Recquatic	3,300.00
Technical Drafting Service	1425	City Operations Centre upgrade	7,128.00
Burson Automotive Pty Ltd	111378133	Premix coolant for City Operations Team	149.60
	111229049	Projector power inverter and tool box	1,848.90
Moore Australia (WA) Pty Ltd	1954	Financial Reporting webinar	1,925.00
	1946	Management Reporting webinar	990.00
Samuel Benjamin Chan	CoK2021/2	Photography for Kwinana Breakfast video	100.00
	CoK2021/3	Harmony Week Diversity video editing	415.00
Timothy Swanson Scott	01042021	Reimbursement of PPE equipment	119.90
Matthew Ponsford	2	Term 1 Dungeons and Dragons sessions	600.00
ETS Vegetation Management	151804	Bush fire mitigation works	2,480.50
Inside Art Space	1026	Art classes at John Wellard Centre	192.50
	1027	Art classes and materials at John Wellard Centre	198.00
Anna Kelly	210302	Easter theme street art for Bertram Central shops	400.00
John Papas Trailers (Aust) Pty Ltd	00075138	Heavy duty trailer for City Operations Team	7,270.00
Our Community Yoga & Wellness	00390	Community yoga session during Harmony Week	100.00
Intersectional Linemarkers Pty Ltd	10437	Line marking Ocean Street	10,343.52
Robyn Kathleen Bartlett	01April2021	Compost bin subsidy	60.00
Beyond Bricks Pty Ltd	00010991	Heavy duty pavers x 3 packs	894.00
Kadeklerk Photography	PO129478	Neighbour Day event photography	980.00
Town Inn Pty Ltd T/As Miss Maud	90075561	Community Resource Centre workshop items	209.50
	90075549	Community Resource Centre workshop catering	278.45
Katie Shorrock T/A Katie Williams	0022	Commission of artwork for Koorliny Arts	240.00
Danmar Homes Pty Ltd	BP2021/441	BP2021/441 refund	61.65
Nigel David Leslie Ross	31March2021	Neighbour Day Everyday funding 2020/2021	150.00
Kaitlin Jane Hollis	31March21	Refund of overpayment for swim classes	158.40
Kasee Jo McEvoy	01April2021	Compost bin subsidy	60.00
Dwari Wright	11.5	Rates Refund	316.20
	11.5	Rates Refund	327.23
Bullivants Pty Ltd	DMI401075849	Lifting gear inspection	616.00
Statewide Vehicle Hoist Service	INV-40079	Service onsite and inspection to vehicle hoist	132.00
Stewart & Heaton Clothing Co Pty Lt	SIN-3344678	Uniforms for Emergency Services	655.62

# Payment Listing

Payments made between 01/04/2021 and 30/04/2021

Payee	Invoice	Description	Amount
Sunny Sign Company Pty Ltd	453912	Signage parts	384.45
	453923	Street signs for Upwey Street & Beauchamp Loop	148.50
Telstra	1355246271Mar21	Mobile devices whole organisation Mar 21	9,819.84
Toll Transport Pty Ltd	1113753	Transport services food water sampling analysis	21.90
Total Eden Pty Ltd	411404803	Stock items for City Operations Team	1,333.00
Water Corporation of Western Austra	9014096921Mar21	18U Wellard Pavilion	516.45
	9021239484Mar21	0U Ryhill Cres drink fountain	46.60
	9018600726Mar21	34U Wellard Community Centre	1,644.42
Westbooks	320381	Adult library books	30.60
	320382	Adult library books	12.57
	320383	Library books as requested by customers	141.41
	320384	Library books as requested by customers	24.41
	320385	Library books as requested by customers	58.44
	320386	Library books as requested by customers	26.62
	320387	Junior library books	11.09
	320388	Adult library books	28.10
	320389	Adult library books	32.35
Cardno (WA) Pty Ltd	ICW211825	Road safety audit for black spots	9,130.00
Greenacres Turf Group	00060132	Supply village green kikuyu to Depot	449.75
Absolute Painting Services	INV-1855	Callistemon U50-55 external painting	6,600.00
	INV-1864	Callistemon U11 Internal repaint	1,595.00
Benara Nurseries	289269	Supply of various plants for winter streetscapes	4,283.80
Palm Lakes Gardens & Landscape Serv	2461	Callistemon U14 and U17 sprinkler repairs	110.00
	2287	Banksia V21 repairs to retic	110.00
Beaver Tree Services Aust Pty Ltd	77167	General vegetation clearance Wandi Drive	1,768.89
	77166	General vegetation clearance various locations	1,931.73
	77165	General vegetation clearance Datchet Turn	3,863.46
	77177	Tree pruning Burke Place	2,003.64
	77160	General vegetation clearance Karakin Place	992.83
	77133	City wide watering 190321	4,083.54
	77036	General vegetation clearance Thomas Road	75,202.78
	77230	Weekly tree maintenance at various locations	24,764.36
	76393	City wide watering 290121	4,015.86
	76573	Treatment of white ants Chisham Avenue	1,796.96
	76574	Stump grinding Price Parkway	898.48
	76379	Tree pruning Finchley Way	445.87
	76326	Remove debris from BMX track	1,347.72
	76323	Clearing of drain Marri Park Drive	7,726.93
	76481	Tree pruning Runnymede Gate	445.87
	76627	Remove dead trees KAP car park	2,122.66
	76625	Tree pruning Oakham Way	1,622.59
76744	Removal of dead trees Beauchamp Loop	1,273.04	
76692	Tree removal and stump grind Bolton Way	272.92	
76745	Tree pruning Medina Oval	946.00	
76476	Tree removal Casuarina Prison	2,938.69	
Synergy	693987550Apr21	0U Challenger Beach toilets	112.53
	856518550Apr21	Decorative lighting	2,475.98
	118367820Apr21	6486U New Thomas Oval Pavilion	1,522.24
	141057240Apr21	17095U The Zone	4,547.62
	149872970Apr21	5615U Incubator	1,474.67
	258360080Apr21	6024U Kwinana Adventure Park	1,226.41
422268910Apr21	6238U Depot	1,612.68	
GlobalX Information Services Pty Lt	PSI0195566	Legal name search for March 21	49.50

# Payment Listing

Payments made between 01/04/2021 and 30/04/2021

Payee	Invoice	Description	Amount
ZircoData Pty Ltd	ZDW0167291	Offsite storage pick up and retrieval to 250321	1,018.93
ABCO Products	685746	Sanitiser for various events	469.74
Bunnings Building Supplies	2163/01640366	Plastic storage tubs and 20 tarps to cover tubs	144.28
Ixom Operations Pty Ltd	6368513	Chlorine gas supply for Recquatic	121.40
Technology One Limited	198045	OneCouncil implementation project management time	7,830.63
	198044	OneCouncil implementation consulting user accept	19,696.88
	198046	OneCouncil implementation work types & components	1,870.00
Natural Area Holdings P/L t/as Natu	00014982	Maintenance works at Peel sub drain	2,475.00
Wilson Security Pty Ltd	W00274967	Banksia Park emergency call out	162.89
	W00275208	Callistemon Court security patrols Mar 21	889.19
Downer EDI Works Pty Ltd	6010609	Supply deliver and apply asphalt Pace Road	467.70
Outsource Business Support Solution	00001683	Temp staff week ending 310321	3,856.87
City of Rockingham	115646	Tip fees to 150321	42,399.32
Chefmaster Australia	00047559	Roadside litter bags	2,000.00
Coastline Mowers	27164#7	Red nylon line	265.60
Advanced Traffic Management (WA) Pt	00144830	Traffic management for traffic counters 300321	934.25
LD Total	112138	Landscape maintenance various locations March 21	15,981.61
	112140	Landscape maintenance various locations March 21	11,447.15
	112141	Landscape maintenance various locations March 21	2,755.48
	112143	Landscape maintenance various locations March 21	824.44
	112145	Landscape maintenance various locations March 21	9,370.17
	112147	Landscape maintenance various locations March 21	6,378.28
	112149	Landscape maintenance various locations March 21	2,382.64
	112151	Landscape maintenance various locations March 21	33,035.81
	112153	Landscape maintenance various locations March 21	1,986.75
	112035	20m3 pine bark mulch for Wellard Village	2,695.00
ED Property Services	00001752	Callistemon U14 and U19 repairs to sliding doors	330.00
	00001753	Callistemon U17 touch up painting to ceiling	143.00
	00001751	Callistemon U11 kitchen renovation payment	2,200.00
Complete Office Supplies Pty Ltd	09986636	Stationery for Community Resources	994.31
Quell Clean	00053671	Banksia V60 vacate clean	430.00
JB HiFi Commercial Division	BD0426575	4 x Apple iPhones with cases	4,193.88
Susan Michele Wiltshire	31March21	Reimbursement of membership as per contract	396.00
Koori Kids Pty Ltd	NI39/21	NAIDOC school initiatives annual fee	450.00
Totally Workwear Rockingham	RK35583.D1	Purchase of uniform for City Assist Team	2,269.81
West Coast Profilers	24487	Profiling works on Milton Place	5,289.78
Scott Forder	30March21	Fuel for KWN2148	22.00
ALSCO Pty Ltd	CPER2121076	Linen hire for Council dinners	98.66
Plants & Garden Rentals	00016396	Plant hire Darius Wells Resource Centre Apr 21	159.50
Imagesource Digital Solutions	456479	Rotary exhibition board	104.50
Woolworths Group Limited	4135914	Items for Disability Access and Inclusion meeting	76.38
	85401089	Items for Cafe Splash	351.42
	4135909	Items for Boola Maara Advisory Group meeting	30.06
	4135920	Items for Little Reccers creche	86.00
	4135926	Items for City Operations Team	31.00
Elexacom	113573	Callistemon V11 replace various items in villa	438.13
	113381	Replace lights Toddler Town creche and Darius Wells	1,005.10
	113283	Repair broken lights at Gilmore Ave	287.52
	113514	Kwinana street lighting repairs to underground cabling Gilmore Ave	11,365.90

# Payment Listing

Payments made between 01/04/2021 and 30/04/2021

Payee	Invoice	Description	Amount
	113551	Callistemon U15 replace light fittings	441.00
	113548	Banksia V19 disconnect alarm system	77.00
	113553	Banksia V67 replace RCD in laundry	255.79
Isentia Pty Limited	MN0817734	Media monitoring April 21	935.00
Green Skills Inc / Ecojobs	P2397	Hire of personnel for Horticultural team Mar 21	3,358.33
	P2398	Hire of personnel for Horticultural team Mar 21	3,345.89
	P2396	Hire of personnel for Horticultural team Feb 21	1,679.16
	P2395	Hire of personnel for Horticultural team Feb 21	3,781.23
StrataGreen	132035	Knapsack sprayer for City Operations Team	234.55
Kero Fill	49	Kerosene for Flocon truck	931.89
Sprayking WA Pty Ltd	00001980	Treatment of caltrop on Mandurah Road	1,320.00
	00001981	Weed control Daintree POS Mar 21	451.96
	00001983	Weed control in Streetscapes various locations Mar 21	3,117.37
	00001984	Treatment of weeds in culverts at various locations	1,898.23
	00001985	Hardstand weed control various locations Mar 21	13,097.97
Morris Jacobs	23March21	Art Classes at Darius Wells 23 and 30 March 21	400.00
Tanya Halliday	30March21	Purchase of fuel	75.59
Blackwood & Sons Ltd	PE5101ZN	Disposable gloves	67.80
	PE8755YZ	Grey spectacles magnified	77.35
	KW8754YZ	Gloves and earmuffs	380.38
	KW8776YZ	Dymark spray paint in various colours	194.43
Strata Specialists	INV014049	Strata levies 010421 to 300621 U23 Meares Ave	2,850.00
	INV014050	Strata levies 010421 to 300621 U24 Meares Ave	2,375.00
Koorliny Arts Centre	00004402	Operating subsidy for quarter 3 2020/2021	111,983.29
Envirosweep	85042	Extra sweeping Milton Place	272.25
	85043	Extra sweeping Challenger Ave	453.75
	85044	Extra sweeping Gilmore Ave	242.00
	84766	Road sweeping various locations for Mar 21	3,478.75
	85212	Road sweeping various locations for Mar 21	4,097.50
	85213	Footpath sweeping various locations Mar 21	3,652.00
	85214	Road sweeping various locations for Mar 21	1,268.00
Kwinana Signs & Engraving	00014302	Caution signs	1,078.00
Irrigation West	IV00000001107	Supply of 5 relay cubes for various locations	3,315.40
Ohura Consulting	INV-0138	Stage 5 classification report	1,380.23
Landscape and Maintenance Solutions	INV-2025	Passive and streetscape mowing various Feb 21	7,218.97
	INV-2072	Mowing of various dryland reserves Mar 21	9,778.69
	INV-2075	Mowing services at various locations Mar 21	1,980.53
	INV-2074	Passive and streetscape mowing various Mar 21	8,502.21
	INV-2073	Broadacre mowing of sportsgrounds Mar 21	15,507.88
	INV-2026	Mowing services at various locations Feb 21	1,980.53
Lo-Go Appointments	00423288	Temp staff week ending 270321	2,292.74
Charles Service Company	00033695	Additional cleaning John Wellard Centre	108.96
Aaron Thomas	2	Music for small activation event at Bliss Momos	200.00
Sifting Sands	INV2155	Sand cleaning service various parks	685.08
Gem Property Sales & Management	11.5	Rates Refund	410.48
EFT TRANSFER: - 08/04/2021			209,481.60

# Payment Listing

Payments made between 01/04/2021 and 30/04/2021

Payee	Invoice	Description	Amount
Australian Services Union	PY01-21-Aust Ser	Payroll Deduction	275.98
	PY01-21-Aust Ser	Payroll Deduction	71.70
Australian Taxation Office	PY01-21-Australi	PAYG tax withheld	191,104.00
Maxxia Pty Ltd	PY01-21-Maxxia P	Payroll Deduction	1,110.47
	PY01-21-Maxxia P	Payroll Deduction	1,276.65
Health Insurance Fund of WA (HIF)	PY01-21-Health I	Payroll Deduction	1,004.55
City of Kwinana - Xmas fund	PY01-21-TOK Chri	Payroll Deduction	7,620.00
Child Support Agency	PY01-21-Child Su	Payroll Deduction	1,547.62
Easifleet	143852	Novated lease charges 010421	4,403.29
	143612	Novated lease charges 240321	348.78
	144146	Novated lease charges 070421	348.78
LGRCEU	PY01-21-LGREC U	Payroll Deduction	359.52
	PY01-21-LGREC U	Payroll Deduction	10.26
EFT TRANSFER: - 12/04/2021			254,688.18



# Payment Listing

Payments made between 01/04/2021 and 30/04/2021

Payee	Invoice	Description	Amount
SuperChoice	March2021-01	Superannuation-March2021-01	171,274.47
	March2021-03	Superannuation-March2021-03	3,080.06
	March2021-06	Superannuation-March2021-06	1,110.54
	March2021-07	Superannuation-March2021-07	3,551.86
	March2021-13	Superannuation-March2021-13	246.68
	March2021-14	Superannuation-March2021-14	10,504.47
	March2021-16	Superannuation-March2021-16	333.37
	March2021-17	Superannuation-March2021-17	19,576.63
	March2021-18	Superannuation-March2021-18	1,084.70
	March2021-21	Superannuation-March2021-21	2,274.45
	March2021-22	Superannuation-March2021-22	278.66
	March2021-24	Superannuation-March2021-24	1,660.56
	March2021-28	Superannuation-March2021-28	114.28
	March2021-30	Superannuation-March2021-30	1,124.06
	March2021-32	Superannuation-March2021-32	2,194.99
	March2021-48	Superannuation-March2021-48	446.41
	March2021-49	Superannuation-March2021-49	1,379.94
	March2021-50	Superannuation-March2021-50	1,978.12
	March2021-53	Superannuation-March2021-53	588.97
	March2021-54	Superannuation-March2021-54	1,812.62
	March2021-55	Superannuation-March2021-55	2,912.37
	March2021-56	Superannuation-March2021-56	1,165.52
	March2021-58	Superannuation-March2021-58	958.30
	March2021-59	Superannuation-March2021-59	1,563.82
	March2021-60	Superannuation-March2021-60	1,382.35
	March2021-61	Superannuation-March2021-61	510.42
	March2021-63	Superannuation-March2021-63	258.28
	March2021-64	Superannuation-March2021-64	781.82
	March2021-66	Superannuation-March2021-66	465.79
	March2021-70	Superannuation-March2021-70	588.97
	March2021-72	Superannuation-March2021-72	987.64
	March2021-73	Superannuation-March2021-73	712.49
	March2021-75	Superannuation-March2021-75	248.50
	March2021-76	Superannuation-March2021-76	46.64
	March2021-79	Superannuation-March2021-79	1,110.56
	March2021-81	Superannuation-March2021-81	809.98
	March2021-83	Superannuation-March2021-83	1,948.02
	March2021-84	Superannuation-March2021-84	156.78
	March2021-85	Superannuation-March2021-85	795.36
	March2021-89	Superannuation-March2021-89	4,529.24
	March2021-90	Superannuation-March2021-90	1,026.87
	March2021-91	Superannuation-March2021-91	946.32
	March2021-92	Superannuation-March2021-92	1,705.08
	March2021-94	Superannuation-March2021-94	2,195.64
	March2021-95	Superannuation-March2021-95	319.25
March2021-96	Superannuation-March2021-96	233.45	
March2021-97	Superannuation-March2021-97	763.73	
March2021-99	Superannuation-March2021-99	253.70	
March2021B-01	Superannuation-March2021B-01	577.91	
March2021B-17	Superannuation-March2021B-17	117.54	
EFT TRANSFER: - 13/04/2021			189,737.06
Marjorie Kathleen Preece	06April2021	Tenure sum repayment for Villa 39 Banksia Park	189,737.06
EFT TRANSFER: - 14/04/2021			52,659.75
Bright Futures Family Day Care - Pa	050421 to 110421	FDC Payroll 050421 to 110421	37,062.49
Bright Futures In Home Care - Payro	050421 to 110521	IHC Payroll 050421 to 110421	15,597.26
EFT TRANSFER: - 15/04/2021			547,770.83

# Payment Listing

Payments made between 01/04/2021 and 30/04/2021

Payee	Invoice	Description	Amount
Go Doors Pty Ltd	91651	Repair to front entry door at Recquatic Centre	853.88
Oakford Agricultural & Garden Suppl	86526	Banksia Park mulch for gardens	765.00
The People Catalyst Pty Ltd	INV-1308	Debrief sessions for the Zone	1,870.00
Shred-X Pty Ltd	01592596	Exchange and destroy secure document bins	40.48
Summers Consulting	INV-934	Mosquito monitoring 020421	1,709.40
	INV-933	Mosquito monitoring 180321	1,599.40
Alex Krsnik	SQ21070	Clean up and weeding along Gilmore Ave	951.50
	SQ21083	Streetscape garden maintenance Mar 21	17,126.52
	SQ21082	Streetscape garden maintenance Mar 21	836.00
	SQ21067	Cleaning debris on various streets	876.70
	SQ21081	Litter pickup Chalk Hill	110.00
Rockingham Toyota	JC23024532	Exhaust fitted to 1CRB723	1,474.29
KM Spatial	00315	Feature survey work at various locations	7,609.00
Port Printing Works	INV065057	Living Green flyers	78.10
	INV064954	Stay on Your Feet flyers	38.50
	INV064956	Stay on Your Feet flyers	63.80
	INV064806	Creche booking booklets	678.70
Outback Handyman	2967	Callistemon U52 repairs to front door	231.00
Leaf Bean Machine Pty Ltd	00087776	Coffee supplies for Cafe Splash	152.45
Kleenheat	4197754	Gas charges various locations March 21	3,476.70
Sonic Health Plus	2303824	Pre-employment medical assessment 090421	198.00
JBS & G Australia Pty Ltd	86209	Bushfire plan reviews Lyon Road	550.00
Holcim (Australia) Pty Ltd	9407392552	14mm concrete for Lambeth Circle	296.12
	9407380957	14mm concrete for Gilmore Ave	936.76
	9407390302	14mm concrete for Tamblyn Way	256.08
DNR Contracting Pty Ltd	1252	Civil works for Milton Place	2,018.38
	1253	Civil works for Beard Street	1,465.86
Bliss Momos Cafe & Restaurant Pty L	13April2021	Local commercial support grant 2020/2021	1,100.00
Katharine Sarah Lux	1817723	Refund bond on The Patio	100.00
Back Beach Co Pty Ltd	17691	Proshop beach towel robes	1,487.20
Jennifer Lee Marslen	06April21	Various items for events	130.46
Mackie Plumbing and Gas Pty Ltd	197588	Callistemon U11 reconnect oven	349.56
	197573	Banksia Villas service to water meters	566.73
	197581	Callistemon U22 repairs to kitchen sink blockage	183.63
	197579	Banksia V6 repair leaking toilet	168.22
	197580	Banksia V47 unblock kitchen sink	271.91
	197583	Callistemon U27 replace rear garden tap	136.74
	197584	Banksia V19 replace rear garden tap	73.70
	197586	Callistemon U51 replace valve on HWS	368.29
	197587	Replace V40 repair toilet cistern	177.46
	197575	Inspect odour at Challenger Beach toilets	392.83
	197577	Repair blocked drains for Challenger Beach toilets	202.05
	197582	Unblock drains at Darius Wells Library	585.36
	197551	Re run water pipes to Medina Oval changerooms	910.68
Australian HVAC Services Pty Ltd	60701	Repair to air conditioner at Admin Building	966.20
	60688	Repairs to air conditioner at Incubator	288.75
	60685	Replace filters at William Bertram Centre	415.93
	60561	Inspect roof ductwork in lobby at Recquatic Centre	231.00
	60550	Maintenance to air conditioners at Recquatic	2,692.35
	60547	Repair ducting to Recquatic Lobby	850.80
	60528	Replace condenser fan to Recquatic Gym	1,800.04

# Payment Listing

Payments made between 01/04/2021 and 30/04/2021

Payee	Invoice	Description	Amount
	60523	Darius Wells stage 2 gas leak repairs	3,286.88
Royal Life Saving Society	135849	Lifeguard Challenge 2021 for Recquatic	250.00
Robertson Hayles Lawyers Pty Ltd	013595	Legal fees matter 202009378	18,975.00
Churchill Capital Consulting Pty Lt	00003312	Consulting services for March 21	4,794.61
Tree Care WA	TCWWA INV-6073	Tree assessment Sicklemore Road Parmelia	1,375.00
Matthew Ponsford	090421	Dungeon and Dragons event at The Zone	210.00
NORDA Architects Pty Ltd	2103-06	Kwinana South Station Stage One	17,763.23
Darren Hutchens Artist	1034	Design and painting of mural on the steps	264.00
Adam Hammond	13April2021	Term 1 Volleyball classes at The Zone	264.00
Satellite Security Services	IV011010	Replace fuse and battery to Recquatic alarm	296.65
Aboriginal Health Council of WA	1826444	Refund bond on Ken Jackman Hall	300.00
Kadeklerk Photography	PO129588	Bob's car show photography	350.00
ABV Leisure Consulting Services	369	Capital and operational costs for Regional Sport Facility	6,600.00
Editing By Emma	20210407-01	Proof reading and editing documents for publishing	675.00
Minibus Charters	2029	Minibus charter for Kwinana Heritage Fete	308.00
Benjamin Foo	13April2021	Refund of hire fees on Thomas Kelly Pavilion	216.00
Elisabeth Elsmann	09April21	Neighbour Day Everyday funding	150.00
One Mandurah Road Pty Ltd	11.6	Rates Refund	3,273.47
Rachel Jones	1835112	Refund bond on The Patio	100.00
Luke Fraser	1774603	Refund bond on The Patio	100.00
Christine Megow	1638180	Refund bond on The Patio	100.00
Courtney Patten	1820214	Refund bond on The Patio	100.00
Lilian Chen	1802680	Refund bond on The Patio	100.00
Jocelyn Barcenias Lascanas	1809310	Refund bond on Ken Jackman Hall	1,000.00
Jessica Dutton	1809310	Refund bond on The Patio	100.00
Kaelee Parr	1803365	Refund bond on The Patio	100.00
Hemalben Kanaiyalal Patel	1811544	Refund part bond on Medina Hall	759.33
Perth4Jesus	1835112	Refund bond on Calista Oval	2,000.00
Rupika Sharma	1845926	Refund bond on Hovea Room	1,000.00
South West Group	202127	Contribution to NRM Facilitator position 20 to 21	25,850.00
Australia Post	1010449891	Agency commission fees to 030421	574.61
St John Ambulance Australia (WA) In	FAINV00793364	First aid training 310321	128.00
Sunny Sign Company Pty Ltd	450415	ACROD parking sign	45.10
	453037	Speed limit signs	248.60
	453922	Street signs for Sutton and Fulham Close	148.50
Telstra	9385375010Apr 21	Internet and data to 200421	2,491.62
Toll Transport Pty Ltd	0416-T221490	Transport services	64.90
	1114345	Transport services food water sampling analysis	42.14
Rubek Automatic Doors	00027119	Inspect Recquatic hydrotherapy door not closing	242.00
Western Power Corporation	CORPB0543138	Additional lights on existing poles Mulligan Way	1,320.00
Kyocera Document Solutions Australi	90192385	Copy costs Mar City Leadership Team	122.22
	90192386	Copy costs Mar The Zone Multimedia room	69.63
	90192387	Copy costs Mar Library staff	167.93
	90192388	Copy costs Mar Darius Community Centre	41.24
	90192384	Copy costs Mar BI IT	135.83
	90192390	Copy costs Mar Admin Planning	635.65

# Payment Listing

Payments made between 01/04/2021 and 30/04/2021

Payee	Invoice	Description	Amount
	90192392	Copy costs Mar Admin Finance	194.63
	90192391	Copy costs Mar Admin Governance	312.98
	90192389	Copy costs Mar The Zone staff	59.17
	90192393	Copy costs Mar Recquatic	372.75
	90192394	Copy costs Mar Family Day Care	158.00
	90192395	Copy costs Mar Depot Admin	65.00
	90192396	Copy costs Mar Depot Demountable	89.82
	90192397	Copy costs Mar Library public	65.90
	90192404	Copy costs Mar Banksia Park Retirement Village	88.66
	90192400	Copy costs Mar William Bertram Centre	54.54
	90192403	Copy costs Mar Darius Wells Reception	15.48
	90192405	Copy costs Mar Recquatic front counter	18.81
	90192398	Copy costs Mar Admin CSO	88.34
	90192401	Copy costs Mar John Wellard Community	20.35
	90192399	Copy costs Mar Records	384.62
	90192406	Copy costs Mar Creche	56.75
	90192402	Copy costs Mar John Wellard Centre Staff	40.82
Taylor Tyres Pty Ltd	23261	1 tube and fit to plant 591	61.60
Cornerstone Legal	18131	Legal fees matter No 005391	692.50
Absolute Painting Services	INV-1852	Internal painting to John Wellard Centre	1,595.00
Benara Nurseries	288329	Supply and deliver stock to City Operations Team	4,634.42
Dell Australia Pty Ltd	2410151024	Replacement of swollen battery in computer	232.90
Subway Kwinana	54Apr21	EMBS refreshments	73.40
	53Mar21	EMBS refreshments	75.65
Beaver Tree Services Aust Pty Ltd	77238	Vegetation clearance between Lyon Rd and Wandl Dr	5,711.13
Suez	42186835	Greenwaste bin and tipping fees to 290321	1,447.31
	42228783	Oil waste recycling	2,272.60
	41719329	Green waste tipping fees February	2,842.60
Synergy	198694990Apr21	44499U Admin/Arts/Parmelia	11,331.55
	792417950Apr21	Street lighting	108,123.14
	177581220Apr21	96853U Recquatic	22,327.03
	135567600Apr21	46089U Darius Library/Resource Centre	11,699.96
	107029100Apr21	7259U Wellard Community Centre	1,585.66
	179469390Apr21	4024U Bertram Community Centre	997.68
Prestige Catering & Event Hire	INV-2466	Catering for Citizenship Ceremony	2,050.50
ABCO Products	687218	PVC sleeve for Thomas Kelly Pavilion	181.85
	685177	Sundries for various public toilets	397.05
Bunnings Building Supplies	2163/01038344	Items for Place Activation at The Zone	205.44
	2163/01293384	Carpet for The Zone	46.11
	2163/01643362	Rapid set concrete	443.40
	2163/01644110	Montgomery storage containers	83.60
	2163/01524694	Westbuild 20kg drymix concrete	74.30
	2163/00288836	Spear and Jackson long handle post shovel	53.10
	2163/01017771	Items for John Wellard Community Centre	71.20
Ixom Operations Pty Ltd	6371342	Chlorine gas supply	1,035.89
Sigma Chemicals	146708/01	Chemicals required for the Recquatic	535.15
Downer EDI Works Pty Ltd	6010642	Asphalt 10mm Gran AC50B delivered to Parmelia	67.14
Carol Elizabeth Adams	08April2021	Reimbursement of travel and other expenses Feb-Mar	893.37
Outsource Business Support Solution	00001691	Temp staff week ending 080421	5,168.22
Marketforce Pty Ltd	37828	Advertising 260221	247.50
	37829	Advertising branded pack	2,673.00
	37830	Advertising 100321	435.91

# Payment Listing

Payments made between 01/04/2021 and 30/04/2021

Payee	Invoice	Description	Amount
	37831	Advertising 170321	377.56
	37825	Advertising 100321 & 240321	2,402.16
	37832	Advertising 270221	598.97
Daniels Printing Craftsmen	71656	Love my Kwinana booklets	1,870.00
Eclipse Soils Pty Ltd	KWIN01R044286	Tipping fees for Challenger Ave	264.00
Rawlinsons Publishing	INV 19395	2021 Australian Construction Handbook	750.00
MRP General Pest/Termite Division 4	99223	Treatment of ants at Admin Building	139.70
Winc Australia Pty Ltd	9035407509	Stationery for Family Day Care	88.55
	9035400338	Stationery for Family Day Care	162.47
Advanced Traffic Management (WA) Pt	00144826	Traffic management Leath Road	974.36
	00144991	Traffic management Beard Street	2,539.26
LD Total	112134	Landscape maintenance various locations March 21	5,078.39
	112133	Landscape maintenance various locations March 21	1,131.09
	112135	Landscape maintenance various locations March 21	2,503.95
JB Hi-Fi Rockingham	203206200-100	Dance game for SHP Wellard Apr 21	138.00
Complete Office Supplies Pty Ltd	10021990	Stationery order The Zone	136.34
	09895235	Stationery for Recquatic Centre	473.66
Spotlight Pty Ltd	006502247908	Assorted items for Place Activation at The Zone	349.25
Department of Transport	8001240	Disclosure of information fees Mar 21	17.00
Simply Headsets	INV-48689	Corded USB control headsets x 5	320.00
Landgate	1088607	Landgate title search fees Mar 21	53.40
	363932-10001098	GRV chargeable schedule No G2021/7	567.60
Big W	176186	Wall clock and batteries for Recquatic Centre	21.00
LGISWA	100-141655	Actual wages adjustment for 2019/2020	3,130.15
Quell Clean	00053684	Callistemon U11 vacate clean	120.00
JB HiFi Commercial Division	203197477-100	Wireless headphones various x 5 Environmental Health	735.00
The Language Centre Bookshop	609960	Children's books for Library	129.85
Fire & Emergency Services, Dept of	01April21	ESL collections for March 2021 Option A	42,608.85
Accord Security Pty Ltd	00025703	Security for Darius Wells Centre	248.05
	00025692	Cash handling services for Mar 21	748.00
Zenien Pty Ltd T/as ATFT Astuta Tru	I8493	CCTV cleaning maintenance	5,208.50
ALSCO Pty Ltd	CPER2124533	Linen hire for Council dinners	76.90
	CPER2117046	RKCC breakfast meeting linen hire	70.51
Woolworths Group Limited	4135924	Items for The Zone Place Activation	15.80
	4135928	Items for The Zone	54.90
	4135925	Items for The Zone	9.56
	4135851	Items for The Zone	9.56
	4135930	Items for the Recquatic staff room	35.05
	85919919	Items for Recquatic Cafe Splash	301.55
	85715412	Tea and coffee supplies for Admin	100.90
	4200068	Items for various areas	79.27
Clockwork Print	INV-0064941	Cafe Splash signs	137.50
Print and Design Online Pty Ltd	18844	Adding Captcha to Recquatic forms	112.50
Elexacom	113309	Replace light at Bright Futures Day Care	88.00
	113499	RCD testing Senior Citizens Centre	66.00
	113502	Emergency evacuation test The Zone	579.70
	113485	Repair bollard light Sandringham Park	88.00
	113461	Replace ceiling tiles to Fiona Harris Pavilion	275.00
	112995	Repair outside lights at Fiona Harris Pavilion	154.00
	113486	Replace garden lights at Darius Wells	182.00

# Payment Listing

Payments made between 01/04/2021 and 30/04/2021

Payee	Invoice	Description	Amount
	113500	RCD testing Fiona Harris Pavilion	66.00
	113498	RCD testing Wheatfield Cottage	66.00
	113496	RCD testing Koorliny Community Arts Centre	88.00
	113494	RCD testing Leda Hall	66.00
	113492	RCD testing The Shed	44.00
	113490	Emergency evacuation testing Magenup Equestrian	132.00
	113488	RCD testing The Zone	132.00
	113497	RCD testing Kwinana Tennis Club	44.00
	113495	RCD testing Kwinana Out of School Care	44.00
	113493	Emergency evacuation testing Clubrooms Wandi Hall	132.00
	113491	Emergency evacuation testing The Shed	132.00
	113489	RCD testing Magenup Equestrian Centre	22.00
	113487	Inspect faulty hand dryer at Recquatic Centre	44.00
	113484	Install new lights at Daruis Wells Library	2,315.79
	113503	Emergency evacuation testing Medina Hall	154.00
	113546	Repair light in air handling room Recquatic	38.50
	113547	Reset light timers at Wellard Pavilion	88.00
	113556	RCD testing John Wellard Centre	707.30
	113558	Emergency evacuation testing Recquatic Centre	612.70
	113561	Emergency evacuation testing Darius Wells	750.20
	113566	Emergency evacuation testing Rhodes Park	81.40
	113576	RCD testing John Wellard Centre	192.50
	113577	Emergency evacuation testing Kwinana Depot	759.00
	113578	Install power point to City Operations Office	1,195.94
	113581	Preventative maintenance repairs The Pavilion	386.95
	113608	Preventative maintenance repairs to Medina Hall	1,024.10
	113611	Reinstall two lights to Recquatic Reception	121.00
	113613	Replace 17 light globes at The Zone	628.85
	113614	Replace RCD at Fiona Harris Pavilion	277.26
	113504	Emergency evacuation testing IT Offices	132.00
	113505	RCD testing IT Offices	154.00
	113544	Preventative maintenance repairs Resource Centre	202.84
	113545	Repair power outlet to Recquatic Centre	267.11
	113609	Banksia V20 replace screws on RCD box	74.80
	113625	Banksia V65 various electrical replacements	1,350.22
Zip Heaters	3605290	Inspect zip tap at Ken Jackman Hall	297.00
Instrument Choice	17211192	Waterproof infrared thermometers and equipment	920.70
Gary John Kay	12April21	Reimbursement for Celebration and Recognition	32.45
Gregs Glass	11111	Callistemon U32 cover gap between sliding doors	180.00
Australia Post	1010471504	Postage for period ending 030421	3,072.75
Harmony Software	3-850	Harmony Web Educator subscription Mar 21	745.80
	3-863	In Home Care Educator subscription Mar 21	244.20
Advance Scanning Services	20165931	HP gas supervision Beard Street	418.00
Pro Crack Seal	0002278	Hot pour crack sealing at various locations	39,561.50
Bolinda Digital Pty Ltd	85006	E-books and audio books for Library	129.58
Morris Jacobs	26April21	Art Classes at Darius Wells 130421	200.00
Blackwood & Sons Ltd	KW0121ZP	Items for City Operations Team	194.44
	KW5100ZN	Poly x-back vests	70.88
Starbucks Flooring	INV-000796	Callistemon U11 replace vinyl and carpet	1,750.00
	INV-000797	Banksia V39 replace flooring	2,233.00
Kwinana Veterinary Hospital Pty Ltd	125458	Animal services	131.45
	129699	Animal services	25.00
	129558	Animal services	25.00
	121319	Animal services	100.00

# Payment Listing

Payments made between 01/04/2021 and 30/04/2021

Payee	Invoice	Description	Amount
Kerb Direct Kerbing Pty Ltd	50385	Install mountable kerb various sites	6,179.80
	50386	Install mountable kerb various sites	2,046.55
K Mart	275108	Assorted items for The Zone	198.50
The Smart Security Company P/L	Q13041	Banksia Park medi minder monitoring Apr to Jun 21	4,839.45
IZRA	1129	Resilience workshop 080221	300.00
Poolwerx Spearwood	INVSPE3683	Splash pad water quality test Adventure Park Mar 21	2,032.80
Envirosweep	85211	Carpark sweeping various locations for Mar 21	2,860.00
Honeywood Residents Group Inc.	1153	Contribution for defibrillator pads	269.98
Lamp Replacements	IN1035108	Fluorescent tubing lights for Recquatic Centre	1,052.48
Warwick McKim Carter	12April21	Reimbursement for Team Building Milestone	180.00
Sienna Properties Pty Ltd	11.6	Rates Refund	3,382.71
Landscape and Maintenance Solutions	INV-2027	Broadacre mowing of sportsgrounds various sites	12,704.14
Vocus Communications	P699394	Monthly internet services April 21	1,694.00
McLeods	118244	Restructure and redundancy advice	9,111.42
Air Liquide Australia	XH9636	Hire of medical oxygen Recquatic	50.56
Lo-Go Appointments	00423327	Temp staff week ending 030421	2,292.74
	00423329	Temp staff week ending 030421	1,090.58
TenderLink	AU-400984	Upload of tender documents	201.30
Major Motors	1010424	Filters and fan belt for Isuzu truck	146.22
Every Nation Church Perth	1800800	Refund bond on David Nelson Art Room	1,000.00
LyPa Pty Ltd	000926	Install swing basket at Gemstone Park	6,352.45
EFT TRANSFER: - 15/04/2021		Payment reversal creditor #12983	-300.00
EFT TRANSFER: - 21/04/2021			55,253.37
Bright Futures Family Day Care - Pa	120421 to 180421	FDC Payroll 120421 to 180421	39,078.59
Bright Futures In Home Care - Payro	120421 to 180421	IHC Payroll 120421 to 180421	16,174.78
EFT TRANSFER: - 22/04/2021			528,514.33

# Payment Listing

Payments made between 01/04/2021 and 30/04/2021

Payee	Invoice	Description	Amount
Pointform Pty Ltd	12.1	Rates Refund	181.92
Canon Production Printing Australia	1519372	Colorwave 3500 scanner charges Mar 21	288.75
The People Catalyst Pty Ltd	INV1306	Team Facilitation workshop	770.00
	INV-1307	Workshop for Community Resource Centres Leadership Team	4,911.50
Sheila Marie Tungol	1811527	Bond refund Tuart Room	1,000.00
Wheelie Clean	8457	Rubbish bin clean for Admin Building	267.52
	8456	Rubbish bin clean for Darius Wells	369.38
Paint Industries	62717	Weatheruff low sheen paint for City Operations	190.11
	62958	Eco green graffiti remover	1,089.00
Retech Rubber	00003098	Honeywood Park sofffall repair	275.00
	00003426	Thomas Oval playground repairs	302.50
Ivy Penny	15April2021	Small business meetup coffees	35.00
Oban Group Pty Ltd	27059	Alterations to Admin Building Rates Office	4,136.00
Technifire 2000	24400	Supply and fit light	248.05
	24329	Install emergency system to KWIN1934	880.63
Family of God Inc	1843564	Bond refund Tuart Room	800.00
Port Printing Works	INV065207	ANZAC booklets for Anzac service	349.20
Breast Cancer Research Centre WA	14April21	Staff donation quarter 3 Jan to Mar 21	629.80
Chorus Australia Ltd	CI096880	Mowing services at Bright Futures Mar 21	228.69
Meta Maya Group	G42003368	Wandi Resources Centre sampling	302.50
Sonic Health Plus	2310099	Pre-employment medical assessment 150421	198.00
	2311007	Pre-employment medical assessment 140421	198.00
Gavin Wade Scott	0053	Welding repairs to ramp and mower	962.50
	0054	Welding repairs on mower trailer	975.00
Turf Care WA Pty Ltd	INV-2716	Apply ProTurf to various sportsgrounds	15,351.33
	INV-2703	Supply and apply Indemnify to various ovals	8,715.85
	INV-2717	Turf remediation work at Gilmore Hockey Oval	11,165.81
Holcim (Australia) Pty Ltd	9407471529	14mm concrete for Cordata Ave	256.08
DNR Contracting Pty Ltd	1255	Civil works for Orton Road	28,541.80
	1254	Civil works for Challenger and Meares Ave	15,701.20
Red Sand Supplies Pty Ltd	00013468	Concrete tipping Challenger and Milton Ave	1,721.50
Rynat Industries	51568	Paper towel dispenser surface mounted x 4	1,083.68
ADS Automation Pty Ltd	7820	Repairs to roller doors at Mandogalup Station	258.50
Burson Automotive Pty Ltd	112913945	1x 12 volt battery	202.40
	112914010	First Aid and fire extinguisher stickers	308.55
	112934743	City Operations Team workshop parts	2,096.63
Mackie Plumbing and Gas Pty Ltd	197606	Replace tapware in showers at Recquatic Centre	2,596.00
	197640	Repairs to leaking showers at Recquatic Centre	110.55
	197647	Callistemon Court toilet drainage	261.26
	197985	Banksia V39 replace kitchen mixer and ignite HWS	221.55
	197980	Callistemon U6 repair leaking garden tap	158.19
Moore Australia (WA) Pty Ltd	1984	2021 Finance Governance livestream attendance	990.00
d'memories4u	0011889	Puzzles for Library	72.00
As Clean As A Whistle	00000620	Banksia Clubhouse and Office cleaning Mar 21	819.50
Australian HVAC Services Pty Ltd	60727	Filter replacements at Koorliny Community Arts	572.00
	60731	Filter media replacement Parmelia House	308.00
	60724	Maintenance Fiona Harris Pavilion	612.15
	60725	Maintenance on air conditioner Kwinana Dog Pound	418.00
	60726	Air conditioner repairs to Administration Building	396.00



# Payment Listing

Payments made between 01/04/2021 and 30/04/2021

Payee	Invoice	Description	Amount
Ballout	9	Basketball coaching for May at The Zone	250.00
Savana Services	00019564	Various building works Wandri Resource Centre	15,829.00
Anna Kelly	210302April	Lantern making workshop Bertram Community	100.00
Mo Productions Pty Ltd	1123	Performers for Holiday Music workshop	770.00
Satellite Security Services	IV010978	Install duress indicator light in switchboard room	655.86
	IV010979	Install duress button in switchboard room	434.37
	IV010940	Battery change at Koorliny Arts Centre	155.00
	IV010941	Repair false alarm issue at Admin Building	110.00
	IV010942	Battery replacement Casuarina Fire Station	210.00
	IV011022	Main panel battery change at Koorliny Arts Centre	155.00
	IV011085	Add card access to various sites	50.00
Nashtec Auto Electrics	58618	Install inverter and remove seat KWN700	347.30
	58611	Install inverter and remove seat to KWN700	550.00
Kadeklerk Photography	PO129739	Bob's car show photography	929.60
Autism Spectrum Australia	1835368	Refund bond on Ken Jackman Hall	300.00
Harley George Truslove	1846192	Bond refund Tuart Room	2,000.15
Richelle Truscott	797561	Bond refund William Bertram	200.00
Renee Helen Mutale	1845926	Bond refund The Patio	100.00
Tammy Keepa	1843784	Bond refund The Patio	100.00
Rakesh Kumar	1854529	Bond refund Tuart Room	2,000.00
Ginalyn Anonuevo Palaganas	1819819	Bond refund Medina Hall	1,800.08
Gulshandeep Kaur Bhangoo	1844179	Bond refund Medina Hall	1,866.50
St John Ambulance Australia (WA) In	FAINV00799675	First aid training 160421	128.00
Stewart & Heaton Clothing Co Pty Lt	SIN-3350434	Purchase of uniforms for WABFB	247.16
Sunny Sign Company Pty Ltd	454122	A frame weed control signs	593.34
	454480	Smirk Cottage parking only sign	54.45
	454464	Workman ahead signs and stands	508.20
Telstra	0335568200Apr21	Banksia Park Clubhouse Mar 21	45.65
Total Eden Pty Ltd	411487501	Reticulation stock	179.11
	411480344	Reticulation stock	315.70
	411479374	Reticulation stock	585.32
	411474839	Reticulation stock	43.40
T-Quip	100357#1	Bumper neoprene	77.85
Waste Stream Management Pty Ltd	00428590	Tipping fees 310321	1,973.18
Water Corporation of Western Austr	9021511329Apr21	17U Boyne Park drink fountain	2.58
	9022594998Apr21	25U Honeywood Oval drinking fountain	64.53
Kyocera Document Solutions Australi	90192407	Copy costs Mar William Bertram Community staff	34.90
Absolute Painting Services	INV-1895	Banksia V65 internal repaint	1,540.00
	INV-1877	Repaint Rates Office in Administration Building	308.00
	INV1893	Rendering and repairs to Fiona Harris Pavilion	1,870.00
Subway Kwinana	55	Aboriginal & Torres Strait workshop platters	188.90
Institute of Public Works Engineeri	R44642	Asset Management Workshop	187.00
Palm Lakes Gardens & Landscape Serv	3738	Banksia V65 paving rear garden and APU building	3,734.00
	3739	Banksia V38 and V44 garden maintenance	690.00
	3740	Banksia V67 concrete edge to path	150.00
Synergy	114826720Apr21	218U Industrial streetscapes Naval Base	178.79
	129764890Apr21	7930U Lambeth Park POS	1,583.56
	198511040Apr21	1707U Bruny Meander bore/BBQ/lights	600.70
	201813230Apr21	3250U Mandogalup Fire Station	1,077.29

# Payment Listing

Payments made between 01/04/2021 and 30/04/2021

Payee	Invoice	Description	Amount
	214467920Apr21	62U Honeywood Park BBQ/uplights	128.48
	259587970Apr21	2520U Honeywood Ave reticulation	551.89
	264244690Apr21	1395U Gecko Park bore	511.14
	290833680Apr21	27U Honeywood Park lights	118.44
	294428370Apr21	556U Mornington Park	270.29
	294827290Apr21	12U Darling Park art sculpture	114.13
	830669340Apr21	6U Wandu fire pump	117.94
	144372270Apr21	6823U Thomas Oval reticulation	910.00
	521814530Apr21	7541U Wellard Pavilion	1,209.52
	566370150Apr21	4326U Chipperton Park	1,354.65
	958335710Apr21	6833U Orelia Oval	1,270.23
	295922660Apr21	952U Willandra Park	389.50
	314938770Apr21	0U Woko Park bore	116.22
	657514270Apr21	0U Wandu Oval	114.37
	938812910Apr21	8644U Wandu Reserve	1,942.94
Bob Jane Corporation Pty Ltd	0096869631	Wheel alignment for KWN2051	61.00
Bunnings Building Supplies	2163/01533561	Treated pine for Centennial Park	243.32
	2163/01055631	Vegetable and herb plants for FDC	62.54
	2015/99842815	Storage containers for City Operations Team	163.60
Sigma Chemicals	147536/01	Chemicals required for the Recquatic	409.20
Ausco Modular Pty Ltd	7272081	Demountable hire April 21	1,471.80
Cannon Hygiene Australia Pty Ltd	97013511	Hygiene services 060421 to 050521	1,550.47
	97016669	Hygiene services 250321 to 050421	2.34
	97016670	Hygiene services 060421 to 050521	6.39
Connect CCS	00105819	After hours monitoring overcalls Mar 21	1,359.22
Marketforce Pty Ltd	38726	Subscription for Banksia Park	1,012.00
	37833	Advertising 130321	598.97
Daniels Printing Craftsmen	71683	Kwinana Creative collective postcards	198.00
	71641	Neighbour Day Every Day fold out booklet	561.00
	71731	Take 5 booklets	2,750.00
	71730	OMG postcards assorted designs	495.00
City of Rockingham	115916	Tip fees to 060421	71,585.42
J Corp Pty Ltd	Refund	BA21/367 duplicate payment refund	1,094.76
	Refund	BP21/394 cancellation refund	876.33
Ventura Home Group Pty Ltd	BP2021/58	Refund BSL paid in error BP2021/58	61.65
Western Maze Pty Ltd	00001287	Collection of hard waste area 2	56,247.66
BullAnt Security Pty	10208943	Supply twin cut restricted keys	64.56
HECS Fire	74503	Fire reel testing at Recquatic	1,541.98
	74500	Repair fire indicator panel at Recquatic	418.00
	74519	Repair fault in fire indicator panel at Admin	704.00
	74552	Install fire extinguisher cabinets at Recquatic	683.54
	74566	Fire indicator panel fault repair at Admin	429.00
	74669	Replace faulty sensor in Recquatic Stadium	528.00
	74752	Inspect fire protection at Margaret Feilman Centre	821.04
	74504	Annual service fire brigade booster at Recquatic	583.00
	74714	Annual residual flow test at Recquatic	605.00
	75021	Monthly fire detection testing for Administration	363.00
	75022	Monthly fire detection testing Banksia Park	363.00
	75023	Monthly fire detection testing Darius Wells	363.00
	75024	Monthly fire detection testing Fiona Harris	363.00
	75025	Monthly fire detection testing John Wellard CC	363.00
	75026	Monthly fire detection testing Recquatic	363.00
	75027	Monthly fire detection testing Zone	363.00

# Payment Listing

Payments made between 01/04/2021 and 30/04/2021

Payee	Invoice	Description	Amount
KLMedia Pty Ltd	1149147	DVD for Library requests	122.35
Foreshore Rehabilitation & Fencing	INV-4877	Medina Oval fence repairs	250.25
Floorguard	2759	Annual reseal of stadium courts Recquatic Centre	8,228.00
Community Arts Network (WA)	1847133	Bond refund Tuart Room	300.00
The Butcher Shop	INV-D00818	Place making art supplies	372.79
Wizard Training Solutions	WIZZ031	Decision Making Conflict workshop	3,520.00
Winc Australia Pty Ltd	9035748254	Stationery order Admin Building	431.54
	9035698840	Stationery order Human Resources	198.87
Advanced Traffic Management (WA) Pt	00145210	Traffic Management Challenger Ave	766.57
	00144825	Traffic management Challenger Ave	6,655.66
	00144576	Traffic management Challenger Ave	8,714.81
	00144629	Traffic management Milton Place	3,394.45
	00144828	Traffic management Milton Place	8,553.69
LD Total	112136	Landscape maintenance various locations March 21	8,872.47
Australian Office Leading Brands	96374367	Stationery envelopes for Rates Team	92.05
ED Property Services	00001757	Banksia V65 repairs to roof and wall cracks	990.00
T J Depiazzi & Sons	114104	Supply and deliver pinebark mulch to Depot	3,491.40
Statewide Cleaning Supplies	SI416936	4 x boxes of wipes	826.98
Elliotts Irrigation Pty Ltd	B22402	Iron filter servicing Honeywood Oval bore	467.50
Complete Office Supplies Pty Ltd	10043617	Stationery for The Zone	174.00
Big W	176193	Ear bud headphones x 40	120.00
	176194	Storage drawers for stocking consumables	29.00
	176199	Animal food	44.00
Department of Planning -DAP	DAP/21/01975	DA9965 Lot 22 Weston Road Navel Base	10,486.00
Centrecare	24681	EAP annual registration and management fee	1,026.66
Master Lock Service	00007780	Supply keys to William Bertram Centre roller door	145.00
	00007775	Callistemon U2 repair faulty lock on door	95.00
	00007737	Callistemon Court keys cut to gate and clubhouse	675.00
	00007735	BP V37 and V62 window repairs	194.00
Totally Workwear Rockingham	RK35857.D1	Uniforms for Essential Services	195.25
Programmed Property Services Pty Lt	SINV602517	BP and Retirement gardening and lawn mowing Apr 21	10,257.86
Talis Consultants Pty Ltd	22272	Peace Park landfill gas investigation	2,442.00
Accord Security Pty Ltd	00025693	Alarm attendance for various facilities Mar 21	990.00
Alexander James McKay	12.1	Rates Refund	845.40
Imagesource Digital Solutions	456765	Banner for Recquatic dry programs	132.00
Cat Haven	00210332	Animal services Mar 21	132.00
Woolworths Group Limited	85541386	Easter morning tea	97.58
	4303102	Items for various areas	82.94
	83034620	Items for City Operations Team	64.89
	85716015	Items for City Operations Team	106.29
	4200092	Items for Cafe Splash	16.00
	3779081	Items for Cafe Splash	46.03
	4200091	Staffroom cutlery for Recquatic	22.50
	4135938	Items for City Operations Team	45.49
	4135947	Catering 150421	80.45
	4135936	Items for The Zone	32.24
	4135948	Items for The Zone	24.56
	4135946	Drinks for movie night at Koorliny Arts Centre	62.10
	4135921	Catering supplies for meeting	66.45

# Payment Listing

Payments made between 01/04/2021 and 30/04/2021

Payee	Invoice	Description	Amount
	4135933	Catering for Community Wellbeing event	146.45
	4135937	Catering for Place Activation program	83.60
	4135942	Items for Social Strategy workshop	39.99
	84204513	Items for Cafe Splash	250.04
	83803578	Items for Cafe Splash	314.85
	83492443	Items for Cafe Splash	370.40
	83122813	Items for Cafe Splash	108.25
	82838548	Items for Cafe Splash	259.09
	86271050	Items for Cafe Splash	214.50
	84749100	Items for Cafe Splash	327.40
Drainflow Services Pty Ltd	00007044	Emergency clean up 7 Cimbor Way	1,320.00
	00007034	Eductor truck hire to clean gully in Wellard	2,200.00
Elexacom	113656	Repairs to lighting at Recquatic Centre	438.94
	113660	Repair lighting and projector cables to The Zone	661.00
	113659	Callistemon U14 replace faulty smoke alarm	211.40
	113688	Repairs to lights at City Operation Team Depot	115.50
AAA Windscreens & Tinting	INV-50816	Windscreen chip repair 1GPL248	90.00
HP Financial Services Pty Ltd	100001296138	Monthly payment contract 5389066248AUS3 June 21	588.85
	100001296854	Monthly payment contract 5389066248AUS1 for Jun 21	2,216.50
Exit Waste	5085	Clean grease traps at Darius Wells Dome cafe	869.00
	5116	Service grease trap at Thomas Kelly Pavilion	434.50
Morris Jacobs	2607April	Art classes at Darius Wells 200421	200.00
GPS Linemarking	INV-001930	Line marking senior pitches at various ovals	3,729.00
Pickles Auctions	DI000219833	Vehicle impound fee	372.00
Blackwood & Sons Ltd	PE6767ZP	Outdoor citronella fogger	40.57
Challenger Veterinary Hospital	103363	Animal services 110421	256.20
Starbucks Flooring	INV-000798	Callistemon U19 replace vinyl to kitchen	384.00
GreenLite Electrical Contractors Pt	129	Install VFD filter at bore cabinet Lyon Road	4,325.16
	166	Investigate fault pump start	176.29
	167	Repair pump 5 at Wellard Village	138.60
	00013624	Install pump cabinet to Newstead Park	13,265.67
	00013625	Install pump cabinet to Challenger Bertram Entry	12,483.86
Coulson and Co	12.1	Rates Refund	498.10
Kerb Direct Kerbing Pty Ltd	52386	Install mountable kerb various sites	4,694.58
	51386	Install mountable kerb various sites	1,472.90
Total Tools Rockingham	145267AA	Wood pruners and bush saw blade	98.20
The Smart Security Company P/L	70311	Banksia Park replace power cables for Medi Alert	132.00
ABCorp Australasia Pty Ltd	32138	Stock item barcodes	517.00
McLeods	118547	Legal matter 47158	404.80
	118460	Legal matter 47158	1,271.88
	118495	Legal matter 46058	1,681.93
Kearns Garden Supplies	53Mar21	APU and BP various hardware	70.02
	54Mar21	APU and BP various hardware	97.08
Lo-Go Appointments	00423369	Temp staff week ending 100421	1,719.55
	00423371	Temp staff week ending 100421	1,330.69
	00423330	Temp staff week ending 030421	1,685.38
Main Roads Western Australia	8020135	Signage for pedestrian crossing Gilmore Ave	4,560.36
	8020120	Reinstate loop detectors Mason Road	2,975.48
Mandogalup Volunteer Fire Brigade	19April2021	DFES ESL recoup Jan to Mar 21	1,162.65
Parkers WA	INV-2379	Tactile tiles removal and installation Gilmore/Pace	995.50

# Payment Listing

Payments made between 01/04/2021 and 30/04/2021

Payee	Invoice	Description	Amount
The Sticker Man	00001891	Reflective name stickers for Kwinana South Station	99.00
Kandie Foster	1844188	Bond refund Medina Hall	1,898.96
The Worm Shed	00006061	Children's Worm Farm workshop 130421	450.00
EFT TRANSFER: - 22/04/2021		Payment reversal creditor #5350	-51,835.01
EFT TRANSFER: - 22/04/2021			210,732.89
Australian Services Union	PY01-22-Aust Ser	Payroll Deduction	275.98
	PY01-22-Aust Ser	Payroll Deduction	71.70
Australian Taxation Office	PY01-22-Australi	PAYG tax withheld	195,588.00
Maxxia Pty Ltd	100329020210331	Employee net ITC for 010321 to 310321	227.82
	PY01-22-Maxxia P	Payroll Deduction	1,108.63
	PY01-22-Maxxia P	Payroll Deduction	1,278.49
Health Insurance Fund of WA (HIF)	PY01-22-Health I	Payroll Deduction	1,004.55
City of Kwinana - Xmas fund	PY01-22-TOK Chri	Payroll Deduction	7,710.00
Child Support Agency	PY01-22-Child Su	Payroll Deduction	1,199.89
Easifleet	144395	Novated lease charges 160421	1,898.05
LGRCEU	PY01-22-LGREC U	Payroll Deduction	359.52
	PY01-22-LGREC U	Payroll Deduction	10.26
EFT TRANSFER: - 28/04/2021			48,088.47
Bright Futures Family Day Care - Pa	190421 to 250421	FDC Payroll 190421 to 250421	34,591.41
Bright Futures In Home Care - Payro	190421 to 250421	IHC Payroll 190421 to 250421	13,497.06
EFT TRANSFER: - 29/04/2021			808,866.23

# Payment Listing

Payments made between 01/04/2021 and 30/04/2021

Payee	Invoice	Description	Amount
Douglas Murdoch Elkins	21April2021	Reimbursement of parking costs from conferences	28.80
Netstar Australia Pty Ltd	113993	EZ subscription advanced website fee	788.04
Leaf Bean Machine Pty Ltd	00087922	Items for Cafe Splash	385.00
	00088449	Items for Cafe Splash	171.04
	00086784	Items for Cafe Splash	200.04
Ritz Party Hire	1244605366	Grow it Local chair hire	150.00
Omac Enterprises Pty LTD t/as Total	890381	Staff uniform	132.17
	890382	Staff uniform	321.31
Jo Art House	8	Furniture hire for Eyes on the Street	80.00
Burson Automotive Pty Ltd	113047728	Ford Ranger wiper blade sets of 4	249.70
Mackie Plumbing and Gas Pty Ltd	197996	Replace shower head at Recquatic Centre	110.55
	197989	Install plug to Chisham Oval public toilets	280.04
	197987	Inspect toilets at Administration Building	92.13
	197981	BBQ maintenance Peace Park	256.03
	197635	Inspect soakwell at Kwinana Tennis Club	221.10
Friends of the Community Inc.	449	Morning tea Falls Prevention Workshop	382.00
Australian HVAC Services Pty Ltd	60755	Replace fan and bearings at Darius Wells	475.18
	60751	Replace capacitors for Recquatic Centre	253.02
Samuel Benjamin Chan	CoK2021/4	Make a Splash photography workshop	200.00
Alyce Bonnie Brewis	22April2021	Plants for gardening workshop	137.70
Good Games Rockingham	ROC106095	Place activation for The Zone	795.60
The Play Room O'Connor	21-00017930	Board games for Library	299.98
	21-00017931	Puzzles for Library	283.84
	21-00017925	Puzzles for Library	799.73
Stephanie Alyce Baines	12.3	Rates Refund	308.91
Helene Rae Donald	12.3	Rates Refund	2,015.49
Shaun Charles Lynn	A/N24582	Crossover subsidy rebate	730.80
Asha Mae Vergone	A/N22840	Crossover subsidy rebate	365.40
Stephanie Linda Breuer	A/N24718	Crossover subsidy rebate	548.10
Madhu Sudanan Pullikkunnath	A/N21769	Crossover subsidy rebate	548.10
Auswide International Investments	1707401	Landscaping bond refund	12,343.75
Trudi Taylor	24April21	Dog registration refund	77.50
Sports Turf Technology	INV-3149	Consultancy advice for lawn area Kwinana Adventure	495.00
Sunny Sign Company Pty Ltd	454818	Signage for Welbourne Heights	74.25
Total Eden Pty Ltd	411488334	Lid valve box jumbo	137.19
WA Hino Sales & Service	273343	Set of seat covers for City Operations Team	349.14
Waste Stream Management Pty Ltd	00428714	Tipping fees 140421	495.00
Western Australian Treasury Corpora	Loan#94-040521	Loan #94 due 040521 Capital and Interest	29,412.85
Dennis Cleve Wood	ICTALLOW20/21	ICT allowance	291.67
	MEETINGFEES20/21	Meeting fees	2,639.83
Zurich	6074798	Excess payment for claim 6074798	500.00
Sherilyn Wood	ICTALLOW20/21	ICT allowance	291.67
	MEETINGFEES20/21	Meeting fees	2,639.83
Sandra Elizabeth Lee	ICTALLOW20/21	ICT allowance	291.67
	MEETINGFEES20/21	Meeting fees	2,639.83
Taylor Tyres Pty Ltd	23515	Tyres for 1EFA503	818.40
	23514	Wheel balance for City Operations vehicle	44.00
	23517	Tyre puncture repair for City Operations Team	44.00

# Payment Listing

Payments made between 01/04/2021 and 30/04/2021

Payee	Invoice	Description	Amount
	23516	Four tyres for 1DUX631	1,650.00
	23041	Tyre fitted to City Operations Team vehicle	729.30
Maia Financial Pty Ltd	MD026022021-TOV	Monthly rental of gym equipment for April 21	8,714.34
Suez	42178413	Green waste tipping fees Mar 21	176,631.70
	42212626	General waste dry Mar 21	1,701.07
	165554	Waste and recycling services Mar 21	167,811.30
Prestige Catering & Event Hire	INV-2543	Catering 140421	360.00
	INV-2542	Children's Worm Farm catering	585.00
Writing WA	1132	Annual corporate membership subscription	135.00
Bunnings Building Supplies	2163/01540992	Hanging brackets for Senior Citizens	21.19
	2163/01170638	Trojan fibreglass handle pick hoe	79.80
	2163/01542551	Miscellaneous items for Animal Service	634.21
Neverfail Springwater	288870	Bottled water for Admin Building	140.55
Natural Area Holdings P/L t/as Natu	00015052	Maintenance works at Peel sub drain	2,475.00
Wilson Security Pty Ltd	W00276205	Banksia Park emergency call out	106.31
Downer EDI Works Pty Ltd	6010733	Asphalt SMA10 to Stefanelli Close	34,912.68
	6010730	Supply deliver and apply asphalt Orton Road	114,354.43
Peter Edward Feasey	DEPMAYFEE20/21	Deputy Mayoral allowance	1,869.83
	ICTALLOW20/21	ICT allowance	291.67
	MEETINGFEES20/21	Meeting fees	2,639.83
Carol Elizabeth Adams	ICTALLOW20/21	ICT allowance	291.67
	MAYALLOW20/21	Mayoral allowance	7,479.42
	MEETING20/21	Meeting fees	3,959.67
Hudson Global Resources (Aust) Pty	AU1164251	Temp staff week ending 180421	1,070.96
	AU1164250	Temp staff week ending 110421	160.64
Outsource Business Support Solution	00001702	Temp staff week ending 250421	5,862.45
PFD Food Services Pty Ltd	KX963882	Items for Cafe Splash	581.35
Play Maker Sports	1890	Assessment of floor surface at The Zone	300.00
Joan Butcher	21April2021	Tenure sum repayment for Villa 42 Banksia Park	155,615.73
Coastline Mowers	27739	Throttle control repairs for mower	55.50
James Abram & Janet Mary Abram	A/N15859#2	Crossover subsidy rebate	426.30
Council On The Ageing (WA) Inc	00006752	SFL launch at Recquatic Centre	180.00
JB Hi-Fi Rockingham	203212242-100	Xbox game for The Zone	39.00
Complete Office Supplies Pty Ltd	10061479	Stationery for Recquatic	33.70
Spotlight Pty Ltd	006502251901	Craft items for The Zone	80.40
	006502251900	Wellard Street Festival craft items	250.00
Landgate	362952-10001098	GRV chargeable schedule No G2021/4	394.65
LGISWA	100-141706	Getting Practical mental workplace forum	275.00
Wendy Gaye Cooper	ICTALLOW20/21	ICT allowance	291.67
	MEETINGFEES20/21	Meeting fees	2,639.83
Lord Mayor's Distress Relief Fund	27April21	Donation for Cyclone Seroja appeal 2021	5,000.00
Totally Workwear Rockingham	RK80272	Uniforms for City Assist	199.86
Goodchild Enterprises	597319	Two 12V truck batteries for City Operations Team	286.00
Tyrecycle Pty Ltd	923862	Tyre collection 200421	361.34
ECO Imports Pty Ltd	SI-144366	Giant games for youth engagement The Zone	756.05
ALSCO Pty Ltd	CPER2126548	Linen hire for Council dinners	59.63
Woolworths Group Limited	4303106	Items for The Zone drop in	36.02
	81823242	Items for Administration Building	101.40

# Payment Listing

Payments made between 01/04/2021 and 30/04/2021

Payee	Invoice	Description	Amount
	4303110	Items for Chaplain Morning Tea	196.98
	4303116	Items for Networking Morning Tea	75.00
	86038569	Items for Administration Building	103.70
	86729255	Items for Administration Building	117.90
Elexacom	113691	Emergency evacuation testing Wellard Pavilion	231.00
	113692	Emergency evacuation testing Rotary	132.00
	113624	Emergency evacuation testing Bertram Community	308.00
	113623	Emergency evacuation testing Medina Girl Guides	115.50
	113622	Emergency evacuation testing Koorliny Art Centre	154.00
	113621	Emergency evacuation testing Darius Wells	269.50
	113620	Emergency evacuation testing Fiona Harris Pavilion	269.50
	113619	Emergency evacuation testing Recquatic	220.00
	113618	Emergency evacuation testing Thomas Oval	132.00
	113617	Emergency evacuation testing Senior Citizens	176.00
	113734	Banksia V39 replace sensor light	300.72
	113708	Electrical and data fit out for Admin Building	1,204.96
	113694	Replace lights at Civic Administration	2,902.52
	113690	Emergency evacuation testing Depot	231.00
	113693	Emergency evacuation testing Smirk Cottage	132.00
Zip Heaters	3609392	Service zip at Darius Wells Creche	485.10
Green Skills Inc / Ecojobs	P2429	Hire of personnel for Horticultural team 260321	3,781.23
Institute Of Public Works Engineeri	WRNPNWLGK5F	2021 IPWEA State Conference	1,640.00
	85NJ8FRQPLW	2021 IPWEA State Conference	1,640.00
	99N394RRC6Y	2021 IPWEA State Conference	1,640.00
Blackwood & Sons Ltd	PE9513ZS	Folding earmuffs for City Operations Team	50.97
	KW9512ZS	Items for City Operations Team	350.86
GreenLite Electrical Contractors Pt	00013633	Relocate pump breaker to Mandogalup Fire Station	2,022.52
Kerb Direct Kerbing Pty Ltd	52385	Install mountable kerb various sites	2,378.31
Mervyn Thomas Kearney	ICTALLOW20/21	ICT allowance	291.67
	MEETINGFEES20/21	Meeting fees	2,639.83
Kwinana South Bush Fire Brigade	21April21	DFES ESL Recoup to 310321	2,562.26
Les Mills Australia	1128171	Les Mills licence fee Apr 21	982.37
Lo-Go Appointments	00423412	Temp staff week ending 170421	1,485.73
	00423414	Temp staff week ending 170421	2,865.93
	00423413	Temp staff week ending 170421	2,204.77
	00423415	Temp staff week ending 170421	2,052.86
	00423331	Temp staff week ending 030421	1,761.21
Matthew James Rowse	ICTALLOW20/21	ICT allowance	291.67
	MEETINGFEES20/21	Meeting fees	2,639.83
		<b>Total EFT</b>	<b>-3,568,765.63</b>
<b>Payroll</b>			
Payroll			632,805.02
Payroll			638,038.86
Payroll - Interim			1,139.11
		<b>Total Payroll</b>	<b>-1,271,982.99</b>
		<b>Grand Total</b>	<b>-4,923,764.16</b>



# Credit Card Transactions

1/04/2021 to 30/04/2021

Transaction No	Tran Type	Tran Reference	Invoice Date	Actual	Transaction Description
<b>Credit card Functions Officer to 060421</b>				<b>\$447.04</b>	
5117558	Invoice	060421A	06/04/2021	\$15.18	Catering supplies for Easter morning tea
5117558	Invoice	060421A	06/04/2021	\$63.64	CEO Easter gift to staff
5117558	Invoice	060421A	06/04/2021	\$81.82	CEO Easter gift to staff
5117558	Invoice	060421A	06/04/2021	\$111.36	Catering for Depot Easter afternoon tea
5117558	Invoice	060421A	06/04/2021	\$134.40	Glasses for kitchen and bar area
5117558	GST	060421A	06/04/2021	\$40.64	GST
<b>Credit card Economic Development and Advocacy Manager to 060421</b>				<b>\$328.43</b>	
5117562	Invoice	060421B	06/04/2021	\$47.25	Gift for visiting international dignitary
5117562	Invoice	060421B	06/04/2021	\$50.00	Website domain purchase
5117562	Invoice	060421B	06/04/2021	\$50.00	Website domain purchase
5117562	Invoice	060421B	06/04/2021	\$50.00	Website domain purchase
5117562	Invoice	060421B	06/04/2021	\$50.41	Coffee for business training
5117562	Invoice	060421B	06/04/2021	\$50.91	Website domain purchase
5117562	GST	060421B	06/04/2021	\$29.86	GST
<b>Credit card Director City Development and Sustainability to 060421</b>				<b>\$396.99</b>	
5117573	Invoice	060421C	06/04/2021	\$13.76	Parking meeting with DOPLH
5117573	Invoice	060421C	06/04/2021	\$14.41	Refreshments for meeting with consultant
5117573	Invoice	060421C	06/04/2021	\$120.91	Team milestone event
5117573	Invoice	060421C	06/04/2021	\$211.82	Team milestone event
5117573	GST	060421C	06/04/2021	\$36.09	GST
<b>Credit card Director City Infrastructure to 060421</b>				<b>\$3,421.01</b>	
5117577	Invoice	06042D	06/04/2021	\$158.49	Conference High Density Development
5117577	Invoice	06042D	06/04/2021	\$452.65	Western Power drafting design fee lighting poles
5117577	Invoice	06042D	06/04/2021	\$2,498.86	Water Corporation raise sewer access chamber
5117577	GST	06042D	06/04/2021	\$311.01	GST
<b>Credit card Chief Executive Officer to 060421</b>				<b>\$862.01</b>	
5118746	Invoice	060421E	06/04/2021	\$2.63	Parking meeting with Mineral Resources
5118746	Invoice	060421E	06/04/2021	\$2.65	Parking meeting with Mineral Resources

# Credit Card Transactions

1/04/2021 to 30/04/2021

Transaction No	Tran Type	Tran Reference	Invoice Date	Actual	Transaction Description
5118746	Invoice	060421E	06/04/2021	\$14.73	Parking meeting with WAPC
5118746	Invoice	060421E	06/04/2021	\$254.55	Delivering on WA's 2030 Hydrogen Ambition seminar
5118746	Invoice	060421E	06/04/2021	\$509.09	Delivering on WA's 2030 Hydrogen Ambition seminar
5118746	GST	060421E	06/04/2021	\$78.36	GST
<b>Credit card A/Manager Customer &amp; Communications to 060421</b>				<b>\$1,097.49</b>	
5118748	Invoice	060421F	06/04/2021	\$1.13	International transaction fee
5118748	Invoice	060421F	06/04/2021	\$1.15	International transaction fee
5118748	Invoice	060421F	06/04/2021	\$45.15	Typeform subscription
5118748	Invoice	060421F	06/04/2021	\$46.06	Typeform subscription
5118748	Invoice	060421F	06/04/2021	\$67.17	Facebook advertising
5118748	Invoice	060421F	06/04/2021	\$317.30	Mailchimp email marketing software
5118748	Invoice	060421F	06/04/2021	\$619.53	Facebook advertising
<b>Credit card Manager Governance to 060421</b>				<b>\$2,088.42</b>	
5118752	Invoice	060421G	06/04/2021	\$1,898.56	Riseley Road area legal fees for draft licence
5118752	GST	060421G	06/04/2021	\$189.86	GST
<b>Credit card Manager Human Resources to 060421</b>				<b>\$5,301.49</b>	
5118755	Invoice	060421I	06/04/2021	\$21.31	LinkedIn advertising
5118755	Invoice	060421I	06/04/2021	\$69.05	Hamper for staff member
5118755	Invoice	060421I	06/04/2021	\$69.91	Flowers for staff member
5118755	Invoice	060421I	06/04/2021	\$107.58	International transaction fee for Beyond Trust licence
5118755	Invoice	060421I	06/04/2021	\$649.41	LinkedIn advertising
5118755	Invoice	060421I	06/04/2021	\$4,303.27	Beyond Trust remote support licence ICT
5118755	GST	060421I	06/04/2021	\$80.96	GST
<b>Credit card Director City Engagement to 060421</b>				<b>\$828.00</b>	
5118790	Invoice	060421H	06/04/2021	\$828.00	Survey Monkey subscription
<b>Grand Total:</b>				<b>\$14,770.88</b>	

## 18.4 2020 / 2021 Budget Review April

### DECLARATION OF INTEREST:

There were no declarations of interest declared.

### SUMMARY:

The City has prepared a revised budget for the remainder of the 2020/2021 financial year. This will allow the City to recognise the impact of material changes to revenue and expenditure to both operating and capital projects, and identify any carried forward projects. This will also inform the development of the 2021/2022 financial year budget. A number of budget variations are proposed as part of this review, which results in an overall favourable change of projected net current assets of \$1,910,475 as at 30 June 2021.

### OFFICER RECOMMENDATION:

That Council:

1. Receives the 2020/21 Budget Review April Report as per Attachment A and adopts the budget adjustments to the 2020/21 Statutory Budget;
2. Notes that the 2020/21 Budget Review April results in a favourable improvement in the budget surplus as at 30 June 2021, with a forecast unallocated surplus of \$1,910,475;
3. Approves the maintaining of a \$500,000 closing surplus in line with the draft Long Term Financial Plan and proposed 2021/2022 opening surplus;
4. Allocate \$1,010,475 to the Information Technology Reserve to fund the One Council project;
5. Allocate \$400,000 to the Restricted Grants and Contributions Reserve to fund Community Projects with details to be provided to Council in due course.

Current Forecast	\$1,910,475
Reserve Transfers	
Transfer to Information Technology Reserve - Corporate Business System	\$1,010,475
Transfer to Restricted Grants & Contributions - Community projects to be determined.	\$400,000
Forecast Closing Surplus	\$500,000

NOTE: AN ABSOLUTE MAJORITY OF COUNCIL IS REQUIRED

### DISCUSSION:

The 2020/2021 Budget Review April was undertaken to provide the City with an accurate closing surplus figure for the end of financial year. Officers are given the opportunity to reassess their budgets and identify any potential savings or carry forward projects that can be accounted for in the current budget, as well as quarantine funds needed for the next year's budget.

## 18.4 2020 / 2021 BUDGET REVIEW APRIL

This Budget Review includes actual revenues and expenses as reported up to the end of March 2021 and forecast revenues and expenses for the remaining three months, April to June 2021. It includes a number of significant variations with the below table summarising the estimated closing surplus position as a result of this review and the variance to the Current Budget.

**Summary Statement of Financial Activity**

	<b>Current Budget</b>	<b>Revised Budget</b>	<b>Variance</b>
Opening Surplus brought forward	2,833,954	2,833,954	0
Revenue from Operating Activities	61,465,156	61,782,982	317,826
Expenditure from Operating Activities	(75,040,517)	(73,604,527)	1,435,990
Depreciation/Other Non Cash	14,662,650	15,579,030	916,380
Investing Activities	(6,536,517)	(4,247,412)	2,289,105
Financing Activities	2,615,274	(433,552)	(3,048,826)
<b>Closing Surplus</b>	<b>0</b>	<b>1,910,475</b>	<b>1,910,475</b>

Provided below is a summary of the major variances to the Current Budget as provided for within the 2020/21 Budget Review April for;

**Operating Revenue**

Rates – increase \$72,080.

- This variance relates to actual interim rates raised plus a conservative forecast for the remainder of the year. More interim rates are expected to be received as a result of the state government housing stimulus provided to support the building and construction sectors.

Operating Grants, Subsidies and Contributions – decrease \$111,709.

- No effect on surplus. Matched by a reduction in expenditure

Fees and Charges – increase \$447,441.

- Increase in Building & Planning fees received. This is offset in part by increase in staff costs due to increased workload / increase income.

Interest Earnings – decrease \$67,060.

- Interest rates are lower than expected on the City's transaction accounts and term deposits resulting in less interest earnings received and expected for the remainder of the financial year.
- Reduction in interest for rates collection.

Other Revenue – decrease \$76,359.

- Reimbursements received from LGIS, insurance claims, legal expense reimbursements and other costs reimbursed from third parties.

Profit on Disposal of Assets – increase \$23,433.

- Increase in profit due to an increase in sales proceeds received

#### 18.4 2020 / 2021 BUDGET REVIEW APRIL

##### **Operating Expenditure**

Employee Expenses – decrease \$514,594.

- Staff vacancies offset by contract labour.

Materials & Contracts – decrease \$966,494.

- Across the organisation general savings offset by the following; decrease in grants received, increase in private works, increase in reimbursements revenue.

##### **Investing Activities**

Non-Operating Grants, Subsidies & Contributions - decrease \$450,837.

- \$427k decrease in Developer Contributions recognised as revenue for this financial year.

Payments for Property, Plant and Equipment – decrease of \$2,704,773

- \$2.5m of carry forward items have been identified as part of this Budget Review so capital expenditure has been reduced for 2020/2021. Offset by transfer to Reserve.

##### **Financing Activities**

Payments for principal portion of lease liabilities – decrease of \$80,177.

- \$90k decrease for lease of Recquatic gym equipment.

Transfers from Reserves – decrease \$1,272,324.

- \$385k decrease in transfers from Information Technology Reserve for the Corporate Business System implementation for 2020/2021 .
- \$362k decrease in transfers from various DCA Reserves.
- \$212k decrease in transfers from Refuse Reserve.
- \$150k decrease in transfers from Restricted Grants & Contributions Reserve for projects identified to be carried forward.
- \$141k decrease in transfers from Asset Management Reserve for completed capital projects completed under budget and projects identified to be carried forward.

Transfers to Reserves – increase of \$1,822,590.

- \$1.72m increase in transfers to Restricted Grants & Contributions Reserve for identified carried forward items.
- \$221k increase in Information Technology Reserve to quarantine funds previously identified for the Corporate Business System in the Budget Review February 2021.
- \$141k decrease in transfers to various DCA Reserves.

Further detail on variances to the Annual Budget are provided in the 2020/21 Budget Review April Report, as contained within Attachment A.

**18.4 2020 / 2021 BUDGET REVIEW APRIL****LEGAL/POLICY IMPLICATIONS:**

The *Local Government Act 1995* Part 6 Division 4 s 6.8 (1) requires the local government not to incur expenditure from its municipal fund for an additional purpose except where the expenditure-

(c) is authorised in advance by resolution\*

“additional purpose” means a purpose for which no expenditure estimate is included in the local government’s annual budget.

\*requires an absolute majority of Council.

**FINANCIAL/BUDGET IMPLICATIONS:**

The financial implications related to this review are outlined in this report. No additional funds are required from these adjustments. Based on the review and the recommended allocation of the surplus, there will be a budgeted closing surplus of \$500,000 at 30 June 2021.

**ASSET MANAGEMENT IMPLICATIONS:**

The allocation of funds towards the upgrading and purchase of City assets will be included in the City’s Asset Management Strategy.

**ENVIRONMENTAL IMPLICATIONS:**

There are no environmental implications associated with this report.

**STRATEGIC/SOCIAL IMPLICATIONS:**

This proposal will support the achievement of the following outcome and objective detailed in the Corporate Business Plan.

Plan	Outcome	Objective
Corporate Business Plan	Business Performance	5.4 Ensure the financial sustainability of the City of Kwinana into the future

**COMMUNITY ENGAGEMENT:**

There are no community engagement implications as a result of this report.

**PUBLIC HEALTH IMPLICATIONS**

There are no public health implications as a result of this report.

## 18.4 2020 / 2021 BUDGET REVIEW APRIL

**RISK IMPLICATIONS:**

The risk implications in relation to this proposal are as follows:

Risk Event	Inadequate management of the City's provisions, revenues and expenditures.
Risk Theme	Failure to fulfil statutory regulations or compliance requirements Providing inaccurate advice/ information
Risk Effect/Impact	Financial Reputation Compliance
Risk Assessment Context	Operational
Consequence	Minor
Likelihood	Unlikely
Rating (before treatment)	Low
Risk Treatment in place	Reduce (mitigate risk)
Response to risk treatment required/in place	Annual adoption of variance tolerances for reporting purposes.
Rating (after treatment)	Low

**COUNCIL DECISION**

432

**MOVED CR P FEASEY****SECONDED CR D WOOD**

That Council:

1. **Receives the 2020/21 Budget Review April Report as per Attachment A and adopts the budget adjustments to the 2020/21 Statutory Budget;**
2. **Notes that the 2020/21 Budget Review April results in a favourable improvement in the budget surplus as at 30 June 2021, with a forecast unallocated surplus of \$1,910,475;**
3. **Approves the maintaining of a \$500,000 closing surplus in line with the draft Long Term Financial Plan and proposed 2021/2022 opening surplus;**
4. **Allocate \$1,010,475 to the Information Technology Reserve to fund the One Council project;**
5. **Allocate \$400,000 to the Restricted Grants and Contributions Reserve to fund Community Projects with details to be provided to Council in due course.**

<b>Current Forecast</b>	<b>\$1,910,475</b>
<b>Reserve Transfers</b>	
Transfer to Information Technology Reserve - Corporate Business System	\$1,010,475
Transfer to Restricted Grants & Contributions - Community projects to be determined.	\$400,000
<b>Forecast Closing Surplus</b>	<b>\$500,000</b>

**CARRIED BY AN ABSOLUTE MAJORITY OF COUNCIL**

**8/0**

# Budget Review

## April

### 2020/2021





**CITY OF KWINANA  
2020/2021 BUDGET REVIEW APRIL REPORT**

**TABLE OF CONTENTS**

Statement of Budget Review by Nature or Type	2
Statement of Budget Review by Program	3
Statement of Capital Acquisitions and Capital Funding	4
Note 1: Material Variance Report	5
Note 2: Capital Expenditure	7
Note 3: Grants, Subsidies & Contributions	12
Note 4: Cash Backed Reserves	14
Note 5: Disposal of Assets	15
Note 6: Information on Borrowings	16

**CITY OF KWINANA  
STATEMENT OF FINANCIAL ACTIVITY  
BUDGET REVIEW 2020/2021 - APRIL 2021**

**BY NATURE OR TYPE**

	Adopted Annual Budget	Current Budget (a)	Revised Budget 2020/21 (b)	Var. \$ (b)-(a)	Var. % (b)-(a)/(a)	Actuals as at 31/03/2021
	\$		\$	\$	%	\$
<b>Opening funding surplus / (deficit)</b>	1,360,000	2,833,954	<b>2,833,954</b>	0	0.00%	<b>2,833,950</b>
<b>Revenue from operating activities</b>						
Rates	39,933,543	40,753,225	<b>40,825,305</b>	72,080	0.18%	<b>40,825,305</b>
Operating grants, subsidies and contributions	6,617,653	6,467,901	<b>6,356,192</b>	(111,709)	(1.73%)	<b>4,926,755</b>
Fees and charges	11,913,171	12,388,552	<b>12,865,993</b>	477,441	3.85%	<b>11,058,399</b>
Interest earnings	1,220,577	844,847	<b>777,787</b>	(67,060)	(7.94%)	<b>621,977</b>
Other revenue	709,222	953,380	<b>877,021</b>	(76,359)	(8.01%)	<b>673,875</b>
Profit on disposal of assets	124,510	57,251	<b>80,684</b>	23,433	40.93%	<b>49,671</b>
	<b>60,518,676</b>	<b>61,465,156</b>	<b>61,782,982</b>	<b>317,826</b>	27.29%	<b>58,155,982</b>
<b>Expenditure from operating activities</b>						
Employee costs	(28,033,854)	(27,142,999)	<b>(26,628,405)</b>	514,594	(1.90%)	<b>(19,056,397)</b>
Materials and contracts	(27,604,630)	(26,974,914)	<b>(26,008,421)</b>	966,493	(3.58%)	<b>(16,632,033)</b>
Utility charges	(2,557,908)	(2,479,418)	<b>(2,539,706)</b>	(60,288)	2.43%	<b>(1,692,150)</b>
Depreciation on non-current assets	(14,691,676)	(16,428,697)	<b>(16,427,955)</b>	742	(0.00%)	<b>(11,948,405)</b>
Interest expenses	(987,579)	(975,909)	<b>(967,518)</b>	8,391	(0.86%)	<b>(509,359)</b>
Insurance expenses	(583,736)	(586,394)	<b>(584,360)</b>	2,034	(0.35%)	<b>(584,756)</b>
Other expenditure	(446,888)	(431,942)	<b>(428,348)</b>	3,594	(0.83%)	<b>(17,029)</b>
Loss on disposal of assets	(83,085)	(20,244)	<b>(19,814)</b>	430	(2.12%)	<b>(11,454)</b>
	<b>(74,989,356)</b>	<b>(75,040,517)</b>	<b>(73,604,527)</b>	<b>1,435,990</b>	(7.21%)	<b>(50,451,582)</b>
Non-cash amounts excluded from operating activities	8,241,957	14,662,650	<b>15,579,030</b>	916,380	6.25%	<b>18,229,025</b>
<b>Amount attributable to operating activities</b>	<b>(6,228,723)</b>	<b>1,087,289</b>	<b>3,757,485</b>	<b>2,670,196</b>	6.25%	<b>25,933,425</b>
<b>Investing activities</b>						
Grants, Subsidies and Contributions	13,434,461	15,436,197	<b>14,985,360</b>	(450,837)	(2.92%)	<b>1,745,592</b>
Proceeds from disposal of assets	473,350	463,703	<b>464,783</b>	1,080	0.23%	<b>308,917</b>
Purchase right of use assets	(553,000)	(518,969)	<b>(484,880)</b>	34,089	(6.57%)	<b>0</b>
Self-Supporting Loan Principal Received	17,269	17,269	<b>17,269</b>	0	0.00%	<b>14,367</b>
Self-Supporting Loan Principal Paid	(17,269)	(17,269)	<b>(17,269)</b>	0	0.00%	<b>(8,563)</b>
Payments for property, plant and equipment	(19,121,835)	(21,917,448)	<b>(19,212,675)</b>	2,704,773	(12.34%)	<b>(5,594,374)</b>
<b>Amount attributable to investing activities</b>	<b>(5,767,024)</b>	<b>(6,536,517)</b>	<b>(4,247,412)</b>	<b>2,289,105</b>	(21.60%)	<b>(3,534,061)</b>
<b>Financing Activities</b>						
Proceeds from new debentures	5,000,000	0	<b>0</b>	0	0.00%	<b>0</b>
Repayment of debentures	(6,871,990)	(1,871,990)	<b>(1,871,990)</b>	0	0.00%	<b>(952,789)</b>
Proceeds from new leases	553,000	518,969	<b>484,880</b>	(34,089)	(6.57%)	<b>0</b>
Payments for principal portion of lease liabilities	(229,206)	(226,506)	<b>(146,329)</b>	80,177	(35.40%)	<b>(86,884)</b>
Transfer from reserves	20,399,567	18,193,336	<b>16,921,012</b>	(1,272,324)	(6.99%)	<b>1,774,534</b>
Transfer to reserves	(8,215,624)	(13,998,535)	<b>(15,821,125)</b>	(1,822,590)	13.02%	<b>(6,152,716)</b>
<b>Amount attributable to financing activities</b>	<b>10,635,747</b>	<b>2,615,274</b>	<b>(433,552)</b>	<b>(3,048,826)</b>	(35.94%)	<b>(5,417,855)</b>
<b>Closing funding surplus / (deficit)</b>	<b>0</b>	<b>0</b>	<b>1,910,475</b>	<b>1,910,475</b>		<b>19,815,459</b>

CITY OF KWINANA  
STATEMENT OF FINANCIAL ACTIVITY  
BUDGET REVIEW 2020/2021 - APRIL 2021

BY STATUTORY REPORTING PROGRAM

	Adopted Annual Budget	Current Budget (a)	Revised Budget 2020/21 (b)	Var. \$ (b)-(a)	Var. % (b)-(a)/(a)	Actuals as at 31/03/2021
	\$		\$	\$	%	\$
<b>Opening funding surplus / (deficit)</b>	1,360,000	2,833,954	2,833,954	0	0.00%	2,833,950
<b>Revenue from operating activities</b>						
Governance	78,904	195,434	235,269	39,835	20.38%	203,201
General Purpose Funding - Rates	39,933,543	40,753,225	40,825,305	72,080	0.18%	40,825,305
General Purpose Funding - Other	2,249,185	2,065,737	2,018,765	(46,972)	(2.27%)	1,611,413
Law, Order and Public Safety	401,662	421,272	474,110	52,838	12.54%	434,755
Health	117,705	130,373	141,173	10,800	8.28%	123,459
Education and Welfare	7,119,907	6,512,051	6,299,680	(212,371)	(3.26%)	4,677,899
Community Amenities	5,899,455	6,196,314	6,356,100	159,786	2.58%	6,127,734
Recreation and Culture	2,547,762	2,831,307	2,811,454	(19,853)	(0.70%)	2,176,639
Transport	330,000	329,525	329,525	0	0.00%	257,635
Economic Services	1,312,816	1,441,866	1,839,557	397,691	27.58%	1,376,536
Other Property and Services	527,737	588,052	452,044	(136,008)	(23.13%)	341,407
	<b>60,518,676</b>	<b>61,465,156</b>	<b>61,782,982</b>	<b>317,826</b>	<b>42.18%</b>	<b>58,155,982</b>
<b>Expenditure from operating activities</b>						
Governance	(4,174,355)	(4,250,511)	(3,848,828)	401,683	(9.45%)	(2,909,187)
General Purpose Funding	(981,665)	(929,346)	(906,514)	22,832	(2.46%)	(639,616)
Law, Order and Public Safety	(3,259,022)	(3,089,589)	(3,075,870)	13,719	(0.44%)	(2,168,796)
Health	(931,464)	(931,758)	(915,789)	15,969	(1.71%)	(627,844)
Education and Welfare	(11,199,081)	(10,328,362)	(10,176,610)	151,752	(1.47%)	(7,405,212)
Community Amenities	(10,967,514)	(10,708,235)	(9,983,705)	724,530	(6.77%)	(6,310,037)
Recreation and Culture	(21,992,997)	(22,460,114)	(22,819,405)	(359,291)	1.60%	(15,919,230)
Transport	(15,537,314)	(16,548,100)	(16,331,572)	216,528	(1.31%)	(10,553,921)
Economic Services	(1,875,875)	(1,923,784)	(1,842,649)	81,135	(4.22%)	(1,089,234)
Other Property and Services	(4,070,069)	(3,870,718)	(3,703,585)	167,133	(4.32%)	(2,828,504)
	<b>(74,989,356)</b>	<b>(75,040,517)</b>	<b>(73,604,527)</b>	<b>1,435,990</b>	<b>(30.54%)</b>	<b>(50,451,582)</b>
Non-cash amounts excluded from operating activities	8,241,957	14,662,650	15,579,030	916,380	6.25%	18,229,025
<b>Amount attributable to operating activities</b>	<b>(6,228,723)</b>	<b>1,087,289</b>	<b>3,757,485</b>	<b>2,670,196</b>	<b>17.89%</b>	<b>25,933,425</b>
<b>Investing activities</b>						
Grants, Subsidies and Contributions	13,434,461	15,436,197	14,985,360	(450,837)	(2.92%)	1,745,592
Proceeds from disposal of assets	473,350	463,703	464,783	1,080	0.23%	308,917
Purchase right of use assets	(553,000)	(518,969)	(484,880)	34,089	(6.57%)	0
Self-Supporting Loan Principal Received	17,269	17,269	17,269	0	0.00%	14,367
Self-Supporting Loan Principal Paid	(17,269)	(17,269)	(17,269)	0	0.00%	(8,563)
Payments for property, plant and equipment	(19,121,835)	(21,917,448)	(19,212,675)	2,704,773	(12.34%)	(5,594,374)
<b>Amount attributable to investing activities</b>	<b>(5,767,024)</b>	<b>(6,536,517)</b>	<b>(4,247,412)</b>	<b>2,289,105</b>	<b>(21.60%)</b>	<b>(3,534,061)</b>
<b>Financing Activities</b>						
Proceeds from new debentures	5,000,000	0	0	0	0.00%	0
Repayment of debentures	(6,871,990)	(1,871,990)	(1,871,990)	0	0.00%	(952,789)
Proceeds from new leases	553,000	518,969	484,880	(34,089)	(6.57%)	0
Payments for principal portion of lease liabilities	(229,206)	(226,506)	(146,329)	80,177	(35.40%)	(86,884)
Transfer from reserves	20,399,567	18,193,336	16,921,012	(1,272,324)	(6.99%)	1,774,534
Transfer to reserves	(8,215,624)	(13,998,535)	(15,821,125)	(1,822,590)	13.02%	(6,152,716)
<b>Amount attributable to financing activities</b>	<b>10,635,747</b>	<b>2,615,274</b>	<b>(433,552)</b>	<b>(3,048,826)</b>	<b>(35.94%)</b>	<b>(5,417,855)</b>
<b>Closing funding surplus / (deficit)</b>	<b>0</b>	<b>0</b>	<b>1,910,475</b>	<b>1,910,475</b>		<b>19,815,459</b>

**CITY OF KWINANA  
STATEMENT OF CAPITAL ACQUISITIONS AND CAPITAL FUNDING  
BUDGET REVIEW 2020/2021 - APRIL 2021**

<b>Capital acquisitions</b>	<b>Adopted Annual Budget</b>	<b>Current Budget (a)</b>	<b>Revised Budget 2020/21 (b)</b>	<b>Variance (a) - (b)</b>	<b>Actuals as at 31/03/2021</b>
	\$	\$	\$	\$	\$
Land and Buildings	5,231,570	6,004,355	<b>5,653,051</b>	351,304	<b>543,651</b>
Plant, Furniture and Equipment	2,344,265	3,015,799	<b>1,374,940</b>	1,640,859	<b>645,738</b>
Intangible Assets	622,809	622,809	<b>1,395,394</b>	(772,585)	<b>836,389</b>
Infrastructure - Roads	3,642,090	4,632,810	<b>3,560,810</b>	1,072,000	<b>2,085,026</b>
Infrastructure - Parks & Reserves	994,154	845,835	<b>872,108</b>	(26,273)	<b>409,856</b>
Infrastructure - Footpaths	191,075	699,968	<b>382,148</b>	317,820	<b>273,539</b>
Infrastructure - Drainage	5,822,737	5,822,737	<b>5,775,732</b>	47,005	<b>626,682</b>
Infrastructure - Bus Shelters	36,630	36,630	<b>34,995</b>	1,635	<b>34,995</b>
Infrastructure - Street Lights	236,505	236,505	<b>163,497</b>	73,008	<b>138,497</b>
<b>Payments for Capital Acquisitions</b>	<b>19,121,835</b>	<b>21,917,448</b>	<b>19,212,675</b>	<b>2,704,773</b>	<b>5,594,374</b>
Right of use assets	553,030	518,969	<b>484,880</b>	34,089	<b>0</b>
<b>Total Capital Acquisitions</b>	<b>19,674,865</b>	<b>22,436,417</b>	<b>19,697,555</b>	<b>2,738,862</b>	<b>5,594,374</b>
<b>Capital Acquisitions Funded By:</b>					
	\$	\$	\$	\$	\$
Capital grants and contributions	<b>3,112,697</b>	<b>5,152,074</b>	<b>5,089,242</b>	62,832	<b>1,745,592</b>
Lease liabilities	<b>553,030</b>	<b>518,969</b>	<b>484,880</b>	34,089	<b>0</b>
Disposal of Assets	<b>473,350</b>	<b>457,101</b>	<b>458,180</b>	(1,079)	<b>1,182,437</b>
Cash Backed Reserves	<b>8,684,361</b>	<b>14,781,709</b>	<b>12,567,571</b>	2,214,138	<b>302,315</b>
Municipal Funds	<b>6,851,427</b>	<b>1,526,564</b>	<b>1,097,682</b>	428,882	<b>2,364,030</b>
<b>Capital funding total</b>	<b>19,674,865</b>	<b>22,436,417</b>	<b>19,697,555</b>	<b>2,738,862</b>	<b>5,594,374</b>

**CITY OF KWINANA**  
**NOTES TO THE STATEMENT OF FINANCIAL ACTIVITY**  
**BUDGET REVIEW 2020/2021 - APRIL 2021**

**NOTE 1**  
**EXPLANATION OF MATERIAL VARIANCES BY NATURE & TYPE**

The material variance thresholds are adopted annually by Council as an indicator of whether the actual expenditure or revenue varies from the year to date budget materially.  
The material variance adopted by Council for the 2020-21 year is \$50,000 or 5.00% whichever is the greater.

Reporting Program	Var. \$	Var. %	Explanation of Variance
	\$	%	
<b>Revenue from operating activities</b>			
Rates	72,080	0.18% ▲	
Operating Grants, Subsidies and Contributions	(111,709)	-1.73% ▼	Refer Note 3: Grants, Subsidies and Contributions for detail.
Fees and Charges	477,441	3.85% ▲	\$587k increase in actual and forecasted Building and Planning fees, offset in part by increase in Employee Costs due to increased workload. \$50k decrease in Recquatic income due to Covid lockdown in April 2021.
Interest Earnings	(67,060)	-7.94% ▼	\$52k reduction in expected Rates collection interest due to collection of rates exceeding expectations. \$14k reduction in interest in Municipal bank and Reserve interests due to low interest rates being offered.
Other Revenue	(76,359)	-8.01% ▼	Private works, reimbursements - all offset by expenditure.
Profit on Disposal of Assets	23,433	40.93% ▲	Increase in profit due to an increase in sales proceeds received. Refer Note 5: Disposal of Assets.
<b>Expenditure from operating activities</b>			
Employee Costs	514,594	-1.90% ▼	Staff vacancies offset by contract labour.
Materials and Contracts	966,493	-3.58% ▼	Across the organisation savings offset by - decrease in grants received - increase in private works - increase in reimbursements revenue - decrease in employee costs
Utility Charges	(60,288)	2.43% ▲	Higher utility costs than budgeted.
Depreciation on Non-Current Assets	742	0.00% ▼	
Interest Expenses	8,391	-0.86% ▼	\$8.8k decrease in interest for Recquatic Gym Equipment lease.
Insurance Expenses	2,034	-0.35% ▼	
Other Expenditure	3,594	-0.83% ▼	\$5k reduction in expected crossover claims.
Loss on Disposal of Assets	430	-2.12% ▼	Refer Note 5: Disposal of Assets.

**CITY OF KWINANA**  
**NOTES TO THE STATEMENT OF FINANCIAL ACTIVITY**  
**BUDGET REVIEW 2020/2021 - APRIL 2021**

**NOTE 1**  
**EXPLANATION OF MATERIAL VARIANCES BY NATURE & TYPE**

The material variance thresholds are adopted annually by Council as an indicator of whether the actual expenditure or revenue varies from the year to date budget materially.  
The material variance adopted by Council for the 2020-21 year is \$50,000 or 5.00% whichever is the greater.

<b>Reporting Program</b>	<b>Var. \$</b>	<b>Var. %</b>	<b>Explanation of Variance</b>
<b>Investing activities</b>			
Non-Operating Grants, Subsidies and Contributions	(450,837)	-2.92% ▼	\$427k relates to Developer Contribution amounts. Refer Note 3: Grants, Subsidies and Contributions for further detail.
Proceeds from disposal of assets	1,080	0.23% ▲	Refer Note 5: Disposal of Assets.
Self-Supporting Loan Principal	0	0.00%	
Payments for property, plant and equipment	2,704,773	-12.34% ▼	\$2.5m carry forward items identified as part of this Budget Review so capital expenditure has been reduced for 2020/2021. Refer Note 2: Capital Expenditure for further detail.
<b>Financing activities</b>			
Proceeds from new debentures	0	0.00%	
Repayment of debentures	0	0.00%	
Payments for principal portion of lease liabilities	80,177	-35.40% ▼	\$90k decrease for lease of Recquatic gym equipment.
Transfer from reserves	(1,272,324)	-6.99% ▼	\$385k decrease in transfers from ICT Reserve for the Corporate Business System for 2020/2021. \$362k decrease in transfers from various DCA Reserves. \$212k decrease in transfers from Refuse Reserve. \$150k decrease in transfers from Restricted Grants & Contributions Reserve for projects identified to be carried forward. \$141k decrease in transfers from Asset Management Reserve for capital projects completed under budget and projects identified to be carried forward.
Transfer to reserves	(1,822,590)	13.02% ▲	\$1.72m increase in transfers to Restricted Grants & Contributions Reserve for identified carried forward items. \$221k increase in ICT Reserve to quarantine funds previously identified for the Corporate Business System in the Budget Review February 2021. \$141k decrease in transfers to various DCA Reserves.

Capital Expenditure	Adopted Budget	Current Budget	Revised Budget	Proposed Variance to Current Budget	Actuals as at 31/03/2021	Comments
	\$	\$	\$	\$	\$	
<b>Buildings</b>						
Building & Parks Contingency	101,750	101,750	92,750	9,000	53,036	As needed.
Administration Building Refurbishment	40,000	190,000	190,000	0	15,887	In progress.
Animal Care Facility Refurbishment	85,470	85,470	85,470	0	0	
Kwinana South VBFB Station Extensions	376,000	699,600	699,600	0	7,708	Practical completion estimated October 2021.
Kwinana South VBFB Station Upgrade	30,000	62,700	62,700	0	0	Practical completion estimated October 2021.
Mandogalup VBFB Station Extensions	328,159	134,246	134,246	0	134,246	Construction complete.
Mandogalup VBFB Station Upgrade	25,000	26,302	13,151	13,151	1,600	Construction complete. \$11,551 to be returned.
Mandogalup VBFB - Repair storage room cracked wall	0	5,000	5,000	0	0	LRCI Projects. Commencing February.
Recquatic Front Counter - Automated Gates	90,000	90,000	0	90,000	0	Project identified to be carried forward to 2021/2022.
Recquatic - Swim School Office Relocation	0	10,400	9,820	580	9,820	Project complete.
Recquatic Resurface Floor	7,875	7,855	7,855	0	375	
Recquatic Spa balance tank lid and ladder	8,400	8,400	0	8,400	0	Project completed using operational budget. Funds to be reallocated.
Recquatic 25m backwash tank lid Replacement	7,350	0	0	0	0	Project completed using operational budget. Budget removed.
Recquatic Centre - Internal paint public areas	0	8,000	8,000	0	0	LRCI Projects. Works planned for January/February.
Recquatic Centre - Entrance area external walls repaint	0	25,000	25,000	0	0	LRCI Projects. Works planned for January/February.
Recquatic Centre - Grout renewal - change rooms replace damaged grout	0	25,000	25,000	0	0	LRCI Projects.
Darius Wells Stormwater System	27,300	27,300	36,300	(9,000)	1,300	Specification complete, quoting in progress.
Darius Wells Roof Fall Arrest System	21,000	21,000	21,000	0	1,000	Works planned for February.
Darius Wells Knowledge Centre - Roof leak repair	0	3,500	3,500	0	0	LRCI Projects. In progress.
Darius Wells Automate Disabled Toilet Doors	21,000	26,000	25,988	12	25,988	LRCI Projects. Works complete, awaiting invoices.
Darius Wells Room Conversion	9,666	9,666	9,666	0	0	To be completed by end of May.
John Wellard Community Centre External Paint	6,300	6,300	6,300	0	1,550	LRCI Projects. In progress.
John Wellard Community Centre Stormwater System	22,050	12,382	12,382	0	12,382	Project complete.
John Wellard Community Centre - Paving stain cleaning/repaint due to vandalism	0	10,000	10,000	0	9,890	LRCI Projects. In progress.
John Wellard Community Centre - Wall Finishes - meeting rooms repaint	0	7,000	7,000	0	5,020	LRCI Projects. Project completed.
John Wellard Community Centre - Wisteria room carpet replacement	0	15,000	15,000	0	4,795	LRCI Projects.
William Bertram Community Centre - External cracked walls repairs/metal fencing repaint	0	7,000	7,000	0	6,335	LRCI Projects.
William Bertram Community Centre - External walls repaint in the playground area	0	7,000	7,000	0	6,630	LRCI Projects.
William Bertram Community Centre - Rusted gutters restoration close to playground area	0	7,000	7,000	0	1,140	LRCI Projects.
Zone Youth Centre - Roof leak repair	0	10,000	10,000	0	0	LRCI Projects.
Sloans Cottage Accessibility Works	26,709	12,709	11,870	839	11,870	Engaging heritage architect.
Sloans Heritage (Caretaker) Cottage Accessibility Works	20,700	64,700	64,350	350	350	Engaging heritage architect.
Parmelia House Roof Renovation	47,775	15,002	15,002	0	15,002	Project complete. Budget savings transferred to Kwinana South VBFB Station upgrade.
Medina Oval Change rooms - Terracing/seating/accessibility	0	15,000	15,000	0	0	LRCI Projects. Works will commence in April.
Medina Oval Toilet Refurbishment	26,250	26,250	32,267	(6,017)	1,250	
Medina Hall - Isabela Corker wing - lift, dispose, install and underlay carpet	0	4,000	4,000	0	3,273	LRCI Projects.
Medina Centre - CCTV, lighting and WIFI upgrades	0	10,007	10,007	0	6,958	Carried forward from 2019/2020. \$11,551 to be returned.
Calista Oval Tennis Clubrooms	137,363	137,363	122,764	14,599	122,764	Project complete.
Rhodes Park Accessible Toilet Design	15,750	0	0	0	0	Brief in progress.
Challenger Beach Ablutions Structural Renewal	10,500	0	0	0	0	Assessment in progress.

Capital Expenditure	Adopted Budget	Current Budget	Revised Budget	Proposed Variance to Current Budget	Actuals as at 31/03/2021	Comments
	\$	\$	\$	\$	\$	
DCA 9 Local Sportsground Clubroom Honeywood Primary School Oval	3,718,203	3,718,203	3,636,336	81,867	82,483	Project on hold during community engagement process.
Wandi Resource Centre Asbestos Removal Program	15,750	15,750	14,240	1,510	750	Quotes received.
Goldney Velodrome BMX Track Kiosk & Ablution - External wall repaint/paving restoration	0	12,000	17,000	(5,000)	0	LRCI Projects. Works planned for February.
Thomas Oval Electrical Compound - External walls cleaning/renewal and painting	0	4,500	4,500	0	0	LRCI Projects. Works planned for February.
Wellard Pavilion - External wall finishes.	0	10,000	10,000	0	0	LRCI Projects. Works planned for February.
Wells Park public toilet - External brick wall and paving cleaning/repaint	0	10,000	10,000	0	0	LRCI Projects.
18 Maydwell Way Asbestos Removal Program	5,250	5,500	5,500	0	250	Works planned for January.
18 Maydwell Way - Window screen renewal	0	7,000	7,000	0	0	Works planned for January.
Magenup Equestrian Centre - Stable renovation	0	7,000	7,000	0	0	Works planned for March.
Darius Wells Library and Resource Centre - Electrical Works (Including solar switch board and C-Bus lighting control screens replacement and voltage optimisation unit).	0	80,000	0	80,000	0	LRCI Project. Project identified to be carried forward to 2021/2022.
Darius Wells Library and Resource Centre - Ken Jackman hall flooring replacement with acoustic hard flooring material.	0	45,000	0	45,000	0	LRCI Project. Project identified to be carried forward to 2021/2022.
John Wellard Community Centre - Repair solar panels connection to roof sheeting to reseal to prevent leaking.	0	10,000	0	10,000	0	LRCI Project. Project identified to be carried forward to 2021/2022.
Koorliny Community Arts Centre - Air conditioner and exhaust fan replacements.	0	8,500	0	8,500	0	LRCI Project. Project identified to be carried forward to 2021/2022.
Medina Oval Spectators Stand and Shelter - Grinding, cleaning and repair all steel members and repaint.	0	20,000	17,022	2,978	0	LRCI Project. Budget Variation OCM 27 January 2021.
Thomas Oval Pavilion(Old) - Roof Restoration including gutters and downpipes.	0	20,000	0	20,000	0	LRCI Project. Project identified to be carried forward to 2021/2022.
Zone Youth Centre - Repaint Basketball court	0	30,000	30,000	0	0	LRCI Project. Budget Variation OCM 27 January 2021.
Recquatic Centre - Front Admin east and Reception area - Air conditioner replacements.	0	67,000	0	67,000	0	LRCI Project. Project identified to be carried forward to 2021/2022.
Recquatic Centre - Electrical works and rubber floor replacement	0	0	44,400	(44,400)	0	Budget Variation OCM 12 May 2021 pending.
Recquatic Centre - Stadium Floor Replacement - Insurance claim reimbursement LGISWA: PR0030045	0	0	38,065	(38,065)	0	New project funded by insurance reimbursement less excess.
<b>Buildings Total</b>	<b>5,231,570</b>	<b>6,004,355</b>	<b>5,653,051</b>	<b>351,304</b>	<b>543,651</b>	
<b>Plant, Furniture and Equipment</b>						
<b>Furniture and Equipment</b>						
Library - self returns shelves	12,355	12,355	12,305	50	12,305	Purchase complete.
Library - self check out touchscreen computer & workstation	7,000	7,000	7,046	(46)	7,046	Purchase complete.
Library - self check out stations for Community Centres	25,438	25,438	25,438	0	0	To be purchased in June 2021.
Replacement of Mayoral Chains	0	10,540	11,237	(697)	0	Carried forward from 2019/2020.
Folding/insertion machine with software for Rates	0	17,505	17,505	0	17,505	Purchase complete.
Furniture - Councillors Lounge	0	0	35,000	(35,000)	0	Proposed new items
<b>Computing Equipment</b>						
City Website Redevelopment Stage 3 of 3	122,860	122,860	99,951	22,909	53,375	In progress. Project identified to be carried forward to 2021/2022.
Computing Equipment as required	25,438	25,438	25,438	0	0	As needed.
Corporate Business System Implementation	1,519,953	2,139,748	1,270,005	869,743	783,015	In progress. Project identified to be carried forward to 2021/2022.
<b>Plant and Equipment</b>						
Plant Replacement P275 Trailer Roller	23,500	21,000	18,516	2,484	18,516	Purchase complete.
Plant Replacement P499 DECK - Toro Ride on mower	5,500	5,440	5,440	0	5,440	Purchase complete.



Capital Expenditure	Adopted Budget	Current Budget	Revised Budget	Proposed Variance to Current Budget	Actuals as at 31/03/2021	Comments
	\$	\$	\$	\$	\$	
Plant Replacement P500 DECK - Toro Ride on mower	5,500	5,440	5,440	0	5,440	Purchase complete.
Plant Replacement P531 DECK - Toro Ride on mower	5,500	5,440	5,440	0	0	Estimated June delivery.
Plant Replacement P114 Tandem Axle Tilt Trailer	15,000	15,000	14,750	250	0	Estimated May delivery.
Plant Replacement P120 Trailer Box top - Coastcare	3,500	3,500	3,696	(196)	3,696	Purchase complete.
Plant Replacement P148 Trailer box 7x4 with water tank and Pump	10,500	9,200	9,200	0	9,200	Purchase complete.
Plant Replacement P199 Trailer box 7x4 with water tank and pump	10,500	10,150	9,950	200	9,950	Purchase complete.
Plant Replacement P351 Mitsubishi Canter Tip Truck	135,000	140,000	134,410	5,590	0	Estimated June delivery.
Plant Replacement P392 Mitsubishi Canter Fuso	95,000	100,000	99,610	390	0	Estimated June delivery.
Plant Replacement P443 Isuzu Tip Truck 6x4	150,000	0	0	0	0	Cancelled.
Plant Replacement P223 Volvo Loader L70	260,000	260,000	260,000	0	0	Estimated May delivery.
Plant Replacement P227 Molnar 4 post Hoist	0	18,541	18,451	90	0	Installation in April
Traffic Management - Traffic Equipment	26,530	26,530	0	26,530	0	Budget moved to Roads - General Traffic Management - Traffic calming to correct asset classification.
Recquatic Pool Upgrades	0	30,500	30,500	0	30,500	Project complete.
Outdoor toxic substance unit PR850-6	0	6,081	6,080	1	6,080	Project complete.
Variable Message Sign - Fire & Emergency Services	0	0	35,000	(35,000)	0	Proposed new item.
<b>Motor Vehicles</b>				0		
Plant Replacement P551	43,000	32,117	32,118	(1)	32,117	Purchase complete.
Plant Replacement P483	27,500	25,978	25,978	0	25,978	Purchase complete.
Plant Replacement P511	43,000	42,629	42,629	0	42,629	Purchase complete.
Plant Replacement P515	35,000	34,826	34,826	0	34,826	Purchase complete.
Plant Replacement P492	27,500	27,069	27,069	0	27,069	Purchase complete.
Plant Replacement P448	42,000	46,357	45,635	722	45,635	Purchase complete.
Plant Replacement P479	40,000	45,066	44,759	307	44,759	Purchase complete.
Plant Replacement P484	45,000	48,192	47,699	493	47,699	Purchase complete.
Plant Replacement P485	40,000	39,971	39,971	0	39,971	Purchase complete.
Plant Replacement P487	40,000	42,641	42,641	0	42,641	Purchase complete.
Plant Replacement P493	40,000	41,234	41,234	0	41,234	Purchase complete.
Plant Replacement P494	40,000	45,855	45,182	673	45,182	Purchase complete.
Plant Replacement P432	45,000	42,180	41,571	609	41,571	Purchase complete.
Additions to P587 KWN1934 CVR6231 - Warning and bar lights - Bullbar and recovery points	0	9,090	8,750	340	8,750	Budget reallocation from operating to capital. Project complete.
Plant Replacement - P574 1GWW680 - written off vehicle	0	39,697	39,696	1	0	Budget Variation OCM 27 January 2021. Estimate June delivery.
Plant Replacement P478 1EYT548	0	55,000	47,168	7,832	0	Purchase complete.
Prepayment to secure 21/22 transportation vehicles.	0	3,000	3,000	0	0	Budget Variation OCM 27 January 2021.
<b>Plant , Furniture and Equipment Total</b>	<b>2,967,074</b>	<b>3,638,608</b>	<b>2,770,334</b>	<b>868,274</b>	<b>1,482,128</b>	
<b>Park and Reserves</b>						
KIA Street Tree Planting Program	76,313	76,313	76,313	0	3,634	Design completed. Planting May 2021.
Kwinana Loop Trail	10,000	10,608	48,000	(37,392)	10,608	Carried forward from 2019/20. Project complete.
Thomas Oval Lighting	413,361	278,754	263,899	14,855	263,898	Project complete.
Bertram Street Tree Planting Program	111,925	111,925	111,925	0	5,330	Design completed. Planting May 2021.
Parks for People Strategy Ascot Park	145,000	1,320	1,320	0	1,320	Design endorsed by community.

Capital Expenditure	Adopted Budget	Current Budget	Revised Budget	Proposed Variance to Current Budget	Actuals as at 31/03/2021	Comments
	\$	\$	\$	\$	\$	
Parks for People Strategy Peace Park	10,000	10,000	13,736	(3,736)	13,281	In progress.
Parks for People Strategy Gemstone Park	0	129,360	129,360	0	3,184	Tree assessment complete. Quoting in progress.
POS / Parks & Reserves Renewals Bores, Fencing, Irrigation	227,555	227,555	227,555	0	108,601	
<b>Parks and Reserves Total</b>	<b>994,154</b>	<b>845,835</b>	<b>872,108</b>	<b>(26,273)</b>	<b>409,856</b>	
<b>Roads</b>						
<b>Urban Road Grant Construction</b>						
Wellard Road Duplication Project MRRG / DCA Funded	282,905	139,908	45,782	94,126	25,782	Design and drafting in progress. Landscaping tender complete. Project identified to be carried forward to 2021/2022.
Road Reseal Renewals MRRG Ocean Street	345,200	345,200	329,293	15,907	319,293	Project complete.
Road Reseal Renewals MRRG Mandurah Road SB1	188,300	187,800	138,910	48,890	138,909	Project complete.
Road Reseal Renewals MRRG Mandurah Road NB 2	64,800	64,800	62,015	2,785	62,014	Project complete.
Road Reseal Renewals MRRG Cockburn Road NB	46,400	46,400	46,283	117	46,224	Project complete.
Road Reseal Renewals MRRG Leath Road 1	99,300	99,300	95,367	3,933	95,366	Project complete.
Road Reseal Renewals MRRG Leath Road 2	49,700	49,700	71,343	(21,643)	71,343	Project complete.
Road Reseal Renewals MRRG Leath Road 3	395,300	395,300	385,215	10,085	368,890	Project complete.
Road Reseal Renewals MRRG Mason Rd	211,701	211,701	207,661	4,040	173,386	Project complete.
<b>Black Spot Grant Construction</b>						
Gilmore Avenue Pedestrian Crossing	262,073	258,273	252,295	5,978	246,376	Project complete, awaiting invoices.
Mearns Road Challenger Avenue roundabout pre-deflection treatment	0	110,000	114,687	(4,687)	73,630	In progress.
<b>Roads to Recovery Grant Construction</b>						
Road Reseal Renewals RTR Pace Road	275,000	275,000	275,000	0	255,436	Project completed.
Road Reseal Renewals RTR Orton Road	174,000	174,000	174,000	0	15,818	Works planned for April.
Road Reseal Renewals RTR Milton Place	77,000	77,000	64,494	12,506	35,207	In progress.
<b>DCA Funded Construction</b>						
DCA 5 - Lyon Road - Cassowary to Kenby	437,250	437,250	437,250	0	0	
DCA 2 Millar Road Chg 470 to 577. Developer to complete	293,983	293,983	293,983	0	0	
DCA 2 Sunrise Boulevard Internal Collector Road (b) Lot 59 - (Developer to complete)	351,079	351,079	351,079	0	0	
<b>LRCI Projects</b>						
Stefanelli Close - Road Resurfacing	0	75,000	58,637	16,363	28,578	LRCI Projects. In progress.
Wandi Drive - Road Resurfacing	0	85,000	79,870	5,130	79,870	LRCI Projects. Project complete, awaiting invoices.
Sicklemore Road, Parmelia reconstruction.	0	860,000	0	860,000	0	LRCI Project 2nd round. Project identified to be carried forward to 2021/2022.
Summerton Road, Calista Traffic signals - Pedestrian crossing upgrade.	0	45,000	0	45,000	0	LRCI Project 2nd round. Project identified to be carried forward to 2021/2022.
<b>Municipal Road Construction</b>						
Traffic Management - Breccia Parade speed calming	6,699	0	0	0	0	Project cancelled.
General Traffic Management - Traffic calming	81,400	51,116	77,646	(26,530)	48,902	
<b>Roads Total</b>	<b>3,642,090</b>	<b>4,632,810</b>	<b>3,560,810</b>	<b>1,072,000</b>	<b>2,085,026</b>	
<b>Street Lighting</b>						
Street Lighting - New - Leath Road	208,525	208,525	129,425	79,100	129,425	Project complete.
Street Lighting Upgrade reactive work street light requests	27,980	27,980	34,072	(6,092)	9,072	

Capital Expenditure	Adopted Budget	Current Budget	Revised Budget	Proposed Variance to Current Budget	Actuals as at 31/03/2021	Comments
	\$	\$	\$	\$	\$	
<b>Street Lighting Total</b>	<b>236,505</b>	<b>236,505</b>	<b>163,497</b>	<b>73,008</b>	<b>138,497</b>	
<b>Bus Shelter Construction</b>						
Bus Shelter Upgrades	36,630	36,630	34,995	1,635	34,995	Project complete.
<b>Bus Shelter Construction Total</b>	<b>36,630</b>	<b>36,630</b>	<b>34,995</b>	<b>1,635</b>	<b>34,995</b>	
<b>Footpath Construction</b>						
Footpath Renewals	50,875	50,875	61,109	(10,234)	57,499	
Gilmore Avenue Shared Path Stage 1 Design (Perth Bicycle Network LG Grants Program)	81,400	81,400	51,097	30,303	51,097	Design in progress. Project identified to be carried forward to 2021/2022.
Parmelia Avenue Shared Path Stage 1 Design (Perth Bicycle Network LG Grants Program)	58,800	58,800	42,067	16,733	42,067	Project completed.
Brescia Parade footpath	0	3,590	3,590	0	3,590	Carried forward from 2019/20. Project complete.
Barwell Road - Construction of 1.5m wide concrete footpath	0	33,997	33,997	0	33,997	LRCI Funding. Project complete.
Bilya Gardens - Construction of 2m wide concrete footpath	0	115,000	85,288	29,712	85,288	LRCI Funding. Project complete.
Gamble Place, Orelia - Install new footpath and widen the cul-de sac.	0	30,000	0	30,000	0	LRCI Project 2nd round. Project identified to be carried forward to 2021/2022.
Joiner Place, Parmelia - Install new footpath and widen the cul-de sac.	0	30,000	0	30,000	0	LRCI Project 2nd round. Project identified to be carried forward to 2021/2022.
Hunt Place (with Cowling Way), Parmelia - New 1.5m footpath construction.	0	20,000	0	20,000	0	LRCI Project 2nd round. Project identified to be carried forward to 2021/2022.
Cowling Way (with Hunt Place ), Parmelia - New 1.5m footpath construction.	0	50,000	0	50,000	0	LRCI Project 2nd round. Project identified to be carried forward to 2021/2022.
Porter Garden, Leda - New 1.5m footpath construction.	0	60,000	0	60,000	0	LRCI Project 2nd round. Project identified to be carried forward to 2021/2022.
Pudney Place, Orelia - New 1.5m footpath construction.	0	20,000	0	20,000	0	LRCI Project 2nd round. Project identified to be carried forward to 2021/2022.
Napolean Way, Bertram - New 1.5m footpath construction.	0	16,000	0	16,000	0	LRCI Project 2nd round. Project identified to be carried forward to 2021/2022.
Warrior Pass, Bertram - New 1.5m footpath construction.	0	18,000	0	18,000	0	LRCI Project 2nd round. Project identified to be carried forward to 2021/2022.
Tranby Way, Bertram - New 1.5m footpath construction.	0	25,000	0	25,000	0	LRCI Project 2nd round. Project identified to be carried forward to 2021/2022.
Ameer Cres, Bertram - New 1.5m footpath construction	0	23,000	0	23,000	0	LRCI Project 2nd round. Project identified to be carried forward to 2021/2022.
Trust Way West, Bertram - New 1.5m footpath construction.	0	14,306	0	14,306	0	LRCI Project 2nd round. Project identified to be carried forward to 2021/2022.
Roach Place, Orelia - New 1.5m footpath construction.	0	20,000	20,000	0	0	LRCI Project 2nd round. Works scheduled for June.
Sub N drain path - Sunrise/Living Edge - New 2m footpath construction.	0	30,000	30,000	0	0	LRCI Project 2nd round. Works scheduled for June.
Mulligan Way, Orelia - New footpath construction	0	0	55,000	(55,000)	0	Budget Variation OCM 12 May 2021 pending.
<b>Footpath Construction Total</b>	<b>191,075</b>	<b>699,968</b>	<b>382,148</b>	<b>317,820</b>	<b>273,539</b>	
<b>Drainage Construction</b>						
Drainage - DCA 2 Peel Sub N Drain - Lot 64 Woolcoot Road & Lot 379	1,093,205	1,093,205	1,093,205	0	271,166	Carried forward from 2019/20. Project completed
Drainage - DCA 2 - Peel Sub N1 Drain - Lot 378 & 90	334,000	334,000	334,000	0	0	Completed prior year.
DCA1 Stormwater Management Infrastructure	572,473	572,473	572,473	0	29,100	Draft design issue, under tender.
DCA 3 Peel Sub P1 Drain Casuarina	1,164,627	1,164,627	1,164,627	0	0	
DCA 3 Peel Sub P1A Drain Casuarina	1,098,363	1,098,363	1,098,363	0	0	
DCA 3 Peel Sub P Drain Anketell South & Casuarina	1,186,647	1,186,647	1,186,647	0	0	
Drainage New Ocean Street	212,850	212,850	172,784	40,066	172,784	Post construction audit to be carried out.
Drainage New Pace Road	160,572	160,572	153,633	6,939	153,632	Post construction audit to be carried out.
<b>Drainage Construction Total</b>	<b>5,822,737</b>	<b>5,822,737</b>	<b>5,775,732</b>	<b>47,005</b>	<b>626,682</b>	
<b>Capital Expenditure Total</b>	<b>19,121,835</b>	<b>21,917,448</b>	<b>19,212,675</b>	<b>2,704,773</b>	<b>5,594,373</b>	

Operating grants, subsidies and contributions	Operating grants, subsidies and contributions revenue					Comments
	Adopted Budget 2020/21	Current Budget 2020/21	Revised Budget 2020/21	Proposed Variance to Current Budget	Actual as at 31/03/21	
		\$			\$	
<b>General purpose funding</b>						
Local Government General Purpose Grant	314,584	503,192	503,192	0	377,394	Qtr 1 instalment received, higher than budgeted.
Local Government General Purpose Grant - Roads	270,000	392,264	392,264	0	294,197	Qtr 1 instalment received, higher than budgeted.
Non Rateable Property - Dampier to Bunbury Natural Gas Pipeline Corridor	175,570	177,000	176,587	(413)	176,587	
<b>Law, order, public safety</b>						
Department Fire and Emergency Services - ESL	181,180	141,129	141,129	0	141,129	First instalment of 2021 grant received early in June 20.
Department Fire and Emergency Services - RCTI ESG 1819	0	28,646	38,110	9,464	38,110	DFES Operating Grant from FY19 received July.
Western Australian Local Government (WALGA)	0	0	2,000	2,000	2,000	Review & development of plan for animal welfare in emergencies.
Mitigation Activity Fund Grant 20/21 Round 2	0	15,251	15,251	0	7,626	
<b>Health</b>						
Mosquito Management Contributions (CLAG)	21,504	32,941	34,871	1,930	33,907	
Department of Health - Larvicide	2,000	3,339	0	(3,339)	0	
<b>Education and welfare</b>						
Banksia Park Operating Cost Contribution	346,320	346,320	346,320	0	259,740	
Family Day Care Subsidies	4,398,564	3,765,760	3,724,063	(41,698)	2,868,485	
Family Day Care Sustainability Grant	62,360	143,264	143,264	0	49,968	
NGALA My Time Program	10,560	10,560	7,920	(2,640)	7,920	
Operational Subsidy - Aboriginal Resource Worker	31,500	31,500	30,514	(986)	30,514	
Youth Social Justice Program	174,000	178,760	178,760	0	178,761	
Youth Leadership and Development LYRIK	30,000	20,000	0	(20,000)	0	
Youth Intervention Program	20,000	5,000	0	(5,000)	0	0 Funding is no longer expected.
Youth Spaces Activation	5,000	20,000	0	(20,000)	0	0 Funding is no longer expected.
Youth Indigenous STEM awards event	0	0	700	700	700	
<b>Community amenities</b>						
PTA Bus Shelter Subsidy	7,000	7,000	7,000	0	0	
SMCC - KIC Coastcare in the KIA	12,518	0	0	0	0	
SMCC - BP Coastcare	10,000	0	0	0	0	
SMCC - Perth Region NRM Kleenheat Project	0	0	0	0	0	
SMCC - Tronox Adopt a Beach	5,000	0	0	0	0	
SMCC - Suez/ProAlliance Adopt a Beach	5,000	0	0	0	0	
Greening fund	62,852	40,000	27,590	(12,410)	0	\$100k Grant received in 2018. 3year funding to 2021. \$27,590 only to be spent 2020/21, remaining amount to be carried forward.
Bin Tagging Funding	12,000	12,000	0	(12,000)	0	0 Council contribution only, not grant.
Sustainability Workshops	7,000	1,455	1,455	0	0	0 Adjusted for actual carried forward amounts.
Grow it Local	19,000	10,000	10,000	0	0	0 Adjusted for actual carried forward amounts. Only \$10k needed for Grow it local program.
Community Stewardship Grant - Fauna Forever	0	25,000	0	(25,000)	0	0 Council contribution only, not grant.
<b>Recreation and culture</b>						
Shared Use Agreements	100,911	119,963	117,684	(2,279)	104,707	
Stay on Your Feet Program - Injury Matters	3,230	3,230	3,230	0	1,658	
Australia Day branding grant	0	1,000	1,000	0	1,000	
Good Things Foundation Grant - Get Online Week	0	1,000	1,000	0	1,000	
KIC Sponsorship 2020 Lolly run	0	10,000	10,000	0	10,000	
Community Development Fund - KIC	0	20,000	40,000	20,000	20,000	Kwinana Community Chest.
OMG Kwinana Fringe Festival - DLGSC	0	50,000	50,000	0	50,000	New event funding received December.
OMG Kwinana Fringe Festival - Fremantle Ports	0	13,636	13,636	0	13,636	New event funding received January.
OMG Kwinana Fringe Festival - Community Contribution	0	9,000	9,000	0	0	0 Exepected to be received May 2021.
Library Contributions and Donations	0	166	127	(39)	81	
<b>Transport</b>						
Main Roads Annual Direct Grant	190,000	191,745	191,745	0	191,745	
Main Roads Street Light Subsidy	6,000	6,000	6,000	0	0	
Main Roads Maintenance Contribution	134,000	131,780	131,780	0	65,890	
<b>TOTALS</b>	<b>6,617,653</b>	<b>6,467,901</b>	<b>6,356,192</b>	<b>(111,709)</b>	<b>4,926,755</b>	

Non-operating grants, subsidies and contributions	Non operating grants, subsidies and contributions revenue					Comments
	Adopted Budget 2020/21	Current Budget 2020/21	Revised Budget	Proposed Variance to Current Budget	Actual as at 31/03/2021	
		\$		\$	\$	
<b>Law, order, public safety</b>						
Department Premier & Cabinet and Department Fire and Emergency Services - Kwinana South extensions	431,000	699,600	699,600	0	0	
Department Premier & Cabinet - Mandogalup extensions	328,159	26,302	1,600	(24,702)	13,151	Final recognition of Grant received FY19. Project complete.
Department Fire and Emergency Services - Mandogalup Ablutions	0	131,718	131,718	0	110,824	Final 25% claim received October. Project complete.
Department Fire and Emergency Services - Kwinana South extensions			0	0	0	
<b>Recreation and culture</b>						
Honeywood Pavilion - Change room Development	400,000	400,000	400,000	0	0	
Department of Infrastructure - Thomas Oval Lighting	150,000	37,500	37,500	0	37,500	Final claim completed.
Department of Education - McWhirter Promenade and Johnson Road landscaping	0	0	55,663	55,663	55,663	
Department of Education - Breccia Parade Footpath	0	2,547	2,547	0	2,547	
Local Roads and Community Infrastructure Program - 1st Round	0	214,000	229,000	15,000	0	
Local Roads and Community Infrastructure Program - 2nd Round	0	183,500	277,522	94,022	0	LRCI Funding. Budget Variation OCM 27 January 2021.
Lotterywest - Kwinana Loop Trail	0	38,000	38,000	0	38,000	Related to FY20 project.
<b>Transport</b>						
Roads to Recovery - Pace Road Re-seal	275,000	275,000	275,000	0	275,000	
Roads to Recovery - Orton Road Re-seal	174,000	174,000	174,000	0	174,000	
Roads to Recovery - Milton Place Re-seal	48,903	48,903	48,903	0	48,903	
State Road Grant - Wellard Road Duplication Project	142,997	0	0	0	0	
State Road Grant - Road Reseal - Ocean Street	230,133	230,133	227,441	(2,692)	181,952	
State Road Grant - Road Reseal - Cockburn Road NB	30,933	30,933	30,816	(117)	30,816	
State Road Grant - Road Reseal - Leath Road 1	66,200	66,200	66,200	0	52,960	
State Road Grant - Road Reseal - Leath Road 2	33,133	33,133	33,133	0	25,328	
State Road Grant - Road Reseal - Leath Road 3	263,533	263,533	263,533	(0)	209,208	
State Road Grant - Road Reseal - Mandurah Road SB1	125,533	125,333	92,606	(32,727)	98,920	
State Road Grant - Road Reseal - Mandurah Road NB 2	43,200	43,200	41,682	(1,518)	33,346	
State Road Grant - Road Reseal - Mason Rd	141,133	141,133	138,441	(2,692)	110,752	
Black Spot - Gilmore Avenue Pedestrian Crossing	158,740	154,940	154,940	0	30,940	
Black Spot - Meares Road - roundabout deflection treatment	0	73,333	73,333	0	29,333	
Perth Bicycle Network LG Grant - Gilmore Avenue Shared Path Stage 1 Design	40,700	40,700	40,700	0	32,560	
Perth Bicycle Network LG Grant - Parmelia Avenue Shared Path Stage 1 Design	29,400	29,400	21,034	(8,366)	21,034	
Local Roads and Community Infrastructure Program - 1st Round	0	320,720	305,720	(15,000)	125,898	Barwell Rd Footpath completed.
Local Roads and Community Infrastructure Program - 2nd Round	0	1,358,306	1,261,306	(97,000)	0	LRCI Funding. Budget Variation OCM 27 January 2021.
<b>Economic services</b>						
Medina CCTV Grant	0	10,007	6,958	(3,049)	6,958	Project complete. Unspent funds returned.
<b>Community amenities</b>						
DCA 1 - Hard Infrastructure - Bertram	713,153	675,102	522,373	(152,729)	0	
DCA 2 - Hard Infrastructure - Wellard	2,095,316	2,095,102	2,082,167	(12,935)	0	
DCA 3 - Hard Infrastructure - Casuarina	3,472,686	3,472,228	3,459,537	(12,691)	0	
DCA 4 - Hard Infrastructure - Anketell	23,049	22,591	9,900	(12,691)	0	
DCA 5 - Hard Infrastructure - Wandii	460,299	460,231	447,150	(13,081)	0	
DCA 6 - Hard Infrastructure - Mandogalup	23,049	22,591	9,900	(12,691)	0	
DCA 7 - Hard Infrastructure - Mandogalup (west)	23,049	22,954	9,900	(13,054)	0	Revenue is recognised upon meeting performance obligations (in line with expenditure on DCA infrastructure).
DCA 8 - Soft Infrastructure - Mandogalup	24,120	23,902	9,900	(14,002)	0	
DCA 9 - Soft Infrastructure - Wandii / Anketell	3,342,323	3,342,105	3,246,237	(95,868)	0	
DCA 10 - Soft Infrastructure - Casuarina/Anketell	24,120	24,774	9,900	(14,874)	0	
DCA 11 - Soft Infrastructure - Wellard East	24,120	25,662	9,900	(15,762)	0	
DCA 12 - Soft Infrastructure - Wellard West	24,120	24,362	9,900	(14,462)	0	
DCA 13 - Soft Infrastructure - Bertram	24,120	24,216	9,900	(14,316)	0	
DCA 14 - Soft Infrastructure - Wellard / Leda	24,120	24,152	9,900	(14,252)	0	
DCA 15 - Soft Infrastructure - Townsite	24,120	24,151	9,900	(14,251)	0	
<b>TOTALS</b>	<b>13,434,461</b>	<b>15,436,197</b>	<b>14,985,360</b>	<b>(450,837)</b>	<b>1,745,592</b>	

CITY OF KWINANA  
NOTES TO THE STATEMENT OF FINANCIAL ACTIVITY  
BUDGET REVIEW 2020/2021 - APRIL 2021

OPERATING ACTIVITIES  
NOTE 4  
CASH RESERVES

Cash backed reserve	Current Budget				2020/2021 Revised Budget				Variance Closing Balance Original vs Revised Budget	Actual as at 31 March 2021			
	Revised Opening Balance	Budget Transfers In (+)	Budget Transfers Out (-)	Budget Closing Balance	Revised Opening Balance	Revised Transfers In (+)	Revised Transfers Out (-)	Revised Closing Balance		Actual Opening Balance	Actual Transfers In (+)	Actual Transfers Out (-)	Actual Closing Balance
Reserve name	\$	\$	\$	\$	\$	\$	\$	\$	\$	\$	\$	\$	\$
<b>Municipal Reserves</b>													
Aged Persons Units Reserve	741,044	199,904	(190,000)	750,948	741,044	199,711	(190,000)	750,755	(193)	741,044	2,467	0	743,511
Asset Management Reserve	5,163,247	1,772,395	(2,014,379)	4,921,263	5,163,247	1,786,973	(1,873,233)	5,076,987	155,724	5,163,247	51,466	(579,114)	4,635,599
Banksia Park Reserve	23,997	222,053	(136,050)	110,000	23,997	222,046	(136,050)	109,993	(7)	23,997	93	0	24,090
City Infrastructure Reserve	995,255	365,530	0	1,360,785	995,255	365,272	0	1,360,527	(258)	995,255	3,279	0	998,534
Community Services & Emergency Relief Reserve	265,918	3,535	(255,000)	14,453	265,918	3,348	(260,000)	9,266	(5,187)	265,918	2,888	(5,000)	263,806
Contiguous Local Authorities Group Reserve	340,995	34,534	(28,420)	347,109	340,995	34,376	(28,420)	346,951	(158)	340,995	1,193	0	342,188
Employee Leave Reserve	2,488,383	469,687	0	2,958,070	2,488,383	458,300	0	2,946,683	(11,387)	2,488,383	0	0	2,488,383
Employee Vacancy Reserve	500,233	1,872	0	502,105	500,233	2,416	0	502,649	544	500,233	1,426	0	501,659
Family Day Care Reserve	1,229,903	7,075	(71,110)	1,165,868	1,229,903	6,657	(51,512)	1,185,048	19,180	1,229,903	4,196	0	1,234,099
Golf Course Cottage Reserve	29,396	174	0	29,570	29,396	162	0	29,558	(12)	29,396	139	0	29,535
Golf Club Maintenance Reserve	8,846	5,056	(5,004)	8,898	8,846	5,053	(5,004)	8,895	(3)	8,846	42	0	8,888
Information Technology Reserve	2,597,168	411,967	(2,153,806)	855,329	2,597,168	632,037	(1,768,836)	1,460,369	605,040	2,597,168	8,040	(498,831)	2,106,377
Plant and Equipment Replacement Reserve	430,899	426,670	(671,657)	185,912	430,899	466,896	(661,843)	235,952	50,040	430,899	357,018	(205,489)	582,428
Public Arts Reserve	0	29,900	0	29,900	0	29,900	0	29,900	0	0	29,900	0	29,900
Refuse Reserve	5,644,888	19,713	(298,954)	5,365,647	5,644,888	0	(86,927)	5,557,961	192,314	5,644,888	0	0	5,644,888
Renewable Energy Efficiency Reserve	34,172	2,228	0	36,400	34,172	2,217	(2,035)	34,354	(2,046)	34,172	114	0	34,286
Restricted Grants & Contributions Reserve	2,187,985	400,000	(2,150,481)	437,504	2,187,985	2,120,609	(2,000,689)	2,307,905	1,870,401	2,187,985	0	(486,100)	1,701,885
Settlement Agreement Reserve	167,771	1,027	0	168,798	167,771	927	0	168,698	(100)	167,771	774	0	168,545
Workers Compensation Reserve	143,928	180,881	0	324,809	143,928	180,795	0	324,723	(86)	143,928	664	0	144,592
<b>Sub-Total Municipal Reserves</b>	<b>22,994,028</b>	<b>4,554,201</b>	<b>(7,974,861)</b>	<b>19,573,368</b>	<b>22,994,028</b>	<b>6,517,695</b>	<b>(7,064,549)</b>	<b>22,447,174</b>	<b>2,873,806</b>	<b>22,994,028</b>	<b>463,699</b>	<b>(1,774,534)</b>	<b>21,683,193</b>
<b>Developer Contribution Reserves</b>													
DCA 1 - Hard Infrastructure - Bertram	599,722	663,664	(609,455)	653,931	599,722	663,723	(522,373)	741,072	87,141	599,722	663,003	0	1,261,087
DCA 2 - Hard Infrastructure - Wellard	1,988,294	27,722	(2,095,102)	(79,086)	1,988,294	96,683	(2,082,167)	2,810	81,896	1,988,294	25,536	0	2,008,396
DCA 3 - Hard Infrastructure - Casuarina	0	3,472,228	(3,472,228)	0	0	3,472,228	(3,459,537)	12,691	12,691	0	0	0	0
DCA 4 - Hard Infrastructure - Anketell	521,489	619,530	(22,591)	1,118,428	521,489	690,116	(9,900)	1,201,705	83,277	521,489	688,181	0	575,926
DCA 5 - Hard Infrastructure - Wandi	427,218	564,593	(460,231)	531,580	427,218	564,627	(447,150)	544,695	13,115	427,218	563,093	0	990,310
DCA 6 - Hard Infrastructure - Mandogalup	274,056	298,886	(22,591)	550,351	274,056	298,910	(9,900)	563,066	12,715	274,056	298,584	0	571,890
DCA 7 - Hard Infrastructure - Wellard West	18,172	33,142	(22,954)	28,360	18,172	32,144	(9,900)	40,416	12,056	18,172	32,036	0	50,208
DCA 8 - Soft Infrastructure - Mandogalup	450,501	861,834	(23,902)	1,288,433	450,501	862,883	(9,900)	1,303,484	15,051	450,501	860,583	0	1,310,085
DCA 9 - Soft Infrastructure - Wandi/Anketell	11,941,274	1,044,003	(3,342,105)	9,643,172	11,941,274	1,051,872	(3,246,236)	9,746,910	103,738	11,941,274	1,011,623	0	12,668,927
DCA 10 - Soft Infrastructure - Casuarina/Anketell	204,182	1,275	(24,774)	180,683	204,182	1,289	(9,900)	195,571	14,888	204,182	599	0	204,782
DCA 11 - Soft Infrastructure - Wellard East	6,152,977	339,355	(25,662)	6,466,670	6,152,977	346,188	(9,900)	6,489,265	22,595	6,152,977	332,591	0	6,468,761
DCA 12 - Soft Infrastructure - Wellard West	8,468,096	1,031,986	(24,362)	9,475,720	8,468,096	1,028,087	(9,900)	9,486,283	10,563	8,468,096	1,022,678	0	9,467,644
DCA 13 - Soft Infrastructure - Bertram	263,326	1,623	(24,216)	240,733	263,326	1,642	(9,900)	255,068	14,335	263,326	754	0	264,079
DCA 14 - Soft Infrastructure - Wellard/Leda	706,921	424,011	(24,151)	1,106,781	706,921	122,479	(9,900)	819,500	(287,281)	706,921	120,067	0	778,572
DCA 15 - Soft Infrastructure - City Site	239,431	60,482	(24,151)	275,762	239,431	70,559	(9,900)	300,090	24,328	239,431	69,689	0	296,774
<b>Sub-Total Developer Contribution Reserves</b>	<b>32,255,658</b>	<b>9,444,334</b>	<b>(10,218,475)</b>	<b>31,481,517</b>	<b>32,255,658</b>	<b>9,303,430</b>	<b>(9,856,463)</b>	<b>31,702,625</b>	<b>221,108</b>	<b>32,255,658</b>	<b>5,689,017</b>	<b>0</b>	<b>36,917,441</b>
<b>Total Reserves</b>	<b>55,249,686</b>	<b>13,998,535</b>	<b>(18,193,336)</b>	<b>51,054,885</b>	<b>55,249,686</b>	<b>15,821,125</b>	<b>(16,921,012)</b>	<b>54,149,799</b>	<b>3,094,914</b>	<b>55,249,686</b>	<b>6,152,716</b>	<b>(1,774,534)</b>	<b>58,600,634</b>

CITY OF KWINANA  
 NOTES TO THE STATEMENT OF FINANCIAL ACTIVITY  
 BUDGET REVIEW 2020/2021 - APRIL 2021

OPERATING ACTIVITIES  
 NOTE 5  
 DISPOSAL OF ASSETS

Asset Ref.	Asset description	Current Budget				Revised Budget				Actuals as at 31 March 2021			
		Net Book Value	Proceeds	Profit	(Loss)	Net Book Value	Proceeds	Profit	(Loss)	Net Book Value	Proceeds	Profit	(Loss)
<b>Motor Vehicles</b>													
5599	Plant Replacement - P432	18,000	22,272	4,272	0	18,000	26,646	8,646	0	18,000	26,645	8,645	0
5891	Plant Replacement - P448	17,350	17,100	0	(250)	17,100	25,964	8,864	0	17,100	25,964	8,864	0
5904	Plant Replacement - P479	15,500	15,500	0	0	15,500	24,145	8,645	0	15,500	24,145	8,645	0
6073	Plant Replacement - P483 - Insurance Claim	17,256	13,500	0	(3,756)	17,256	13,500	0	(3,756)	17,256	13,500	0	(3,756)
5999	Plant Replacement - P484	15,000	18,900	3,900	0	15,000	19,145	4,145	0	15,000	19,145	4,145	0
6027	Plant Replacement - P485	19,828	22,273	2,445	0	19,828	22,273	2,445	0	19,828	22,273	2,445	0
6030	Plant Replacement - P487	19,800	22,273	2,473	0	19,800	22,273	2,473	0	19,800	22,273	2,473	0
6067	Plant Replacement - P492	22,050	22,050	0	0	0	0	0	0	0	0	0	0
6000	Plant Replacement - P493	18,000	22,273	4,273	0	18,000	22,273	4,273	0	18,000	22,273	4,272	0
6001	Plant Replacement - P494	18,000	24,090	6,090	0	18,000	24,091	6,091	0	18,000	24,091	6,091	0
6161	Plant Replacement - P511	34,137	32,632	0	(1,505)	34,137	32,632	0	(1,505)	34,137	32,632	0	(1,505)
6151	Plant Replacement - P515	22,825	18,000	0	(4,825)	22,825	18,000	0	(4,826)	0	0	0	0
6173	Plant Replacement - P551	34,289	29,677	0	(4,612)	34,289	29,678	0	(4,611)	34,289	29,678	0	(4,612)
6215	Plant Replacement - P574 - Insurance Claim	35,668	39,197	3,529	0	35,606	39,696	4,090	0	35,606	39,696	4,091	0
<b>Plant &amp; Equipment</b>													
3447	Plant Replacement P275 - Trailer Roller	3,931	4,000	69	0	3,688	4,500	812	0	0	0	0	0
2490	Plant Replacement P114 - Tandem Axle Tilt Trailer	2,500	2,000	0	(500)	2,500	2,000	0	(500)	0	0	0	0
4066	Plant Replacement P351 Mitsubishi Canter Tip Truck	24,800	25,000	200	0	24,800	25,000	200	0	0	0	0	0
4667	Plant Replacement P392 Mitsubishi Canter Fuso	27,000	25,000	0	(2,000)	27,000	25,000	0	(2,000)	0	0	0	0
3075	Plant Replacement P223 Volvo Loader L70	50,000	80,000	30,000	0	50,000	80,000	30,000	0	0	0	0	0
3030	Plant Replacement P227 Molnar 4 post Hoist	2,580	1,364	0	(1,215)	2,400	1,365	0	(1,035)	0	0	0	0
4037	Disposal P350 - KWN5307 Tandem Axle Trailer	5,412	4,403	0	(1,009)	5,412	4,403	0	(1,009)	5,412	4,403	0	(1,009)
3976	Disposal P348 - 1TMI191 trailer	2,771	2,199	0	(572)	2,771	2,199	0	(572)	2,771	2,199	0	(572)
		<b>426,697</b>	<b>463,703</b>	<b>57,251</b>	<b>(20,244)</b>	<b>403,912</b>	<b>464,783</b>	<b>80,684</b>	<b>(19,814)</b>	<b>270,699</b>	<b>308,917</b>	<b>49,671</b>	<b>(11,454)</b>
		<b>Net Profit/(Loss)</b>				<b>Net Profit/(Loss)</b>				<b>Net Profit/(Loss)</b>			
		<b>37,007</b>				<b>60,870</b>				<b>38,217</b>			

CITY OF KWINANA  
 NOTES TO THE STATEMENT OF FINANCIAL ACTIVITY  
 BUDGET REVIEW 2020/2021 - APRIL 2021

FINANCING ACTIVITIES  
 NOTE 6  
 BORROWINGS

Particulars	New Loans			Principal Repayments		Principal Outstanding		Interest Repayments	
	Opening Balance 1 July 2020	Current Budget	Revised Budget	Current Budget	Revised Budget	Current Budget	Revised Budget	Current Budget	Revised Budget
	\$	\$	\$	\$	\$	\$	\$	\$	\$
<b>Governance</b>									
Loan 99 - Administration Building Renovations	576,328	0	0	101,532	101,532	474,796	474,796	38,476	38,476
WATC Short Term Lending Facility	0	0	0	0	0	0	0	0	0
<b>Education and welfare</b>									
Loan 96 - Youth Specific Space	95,162	0	0	29,407	29,407	65,755	65,755	7,290	7,290
Loan 100 - Youth Specific Space	1,270,494	0	0	134,365	134,365	1,136,129	1,136,129	66,272	66,272
<b>Recreation and culture</b>									
Loan 94 - Wellard Sports Pavilion	108,836	0	0	52,709	52,709	56,127	56,127	6,728	6,728
Loan 95 - Orelia Oval Pavilion	228,389	0	0	70,576	70,576	157,813	157,813	17,497	17,497
Loan 97 - Orelia Oval Pavilion Extension	1,275,247	0	0	224,660	224,660	1,050,587	1,050,587	85,135	85,135
Loan 102 - Library & Resource Centre	6,820,176	0	0	629,005	629,005	6,191,171	6,191,171	347,778	347,778
Loan 104 - Recquatic Refurbishment	3,350,000	0	0	277,849	277,849	3,072,151	3,072,151	155,846	155,846
Loan 105 - Bertram Community Centre	1,269,272	0	0	112,530	112,530	1,156,742	1,156,742	48,147	48,147
Loan 106 - Destination Park - Calista	1,321,267	0	0	102,291	102,291	1,218,976	1,218,976	49,749	49,749
<b>Transport</b>									
Loan 98 - Streetscape Beautification	778,043	0	0	137,066	137,066	640,977	640,977	51,943	51,943
Loan 101 - City Centre Redevelopment	2,500,000	0	0	0	0	2,500,000	2,500,000	79,250	79,250
<b>B/Fwd Balance</b>	<b>19,593,213</b>	<b>0</b>	<b>0</b>	<b>1,871,990</b>	<b>1,871,990</b>	<b>17,721,224</b>	<b>17,721,224</b>	<b>954,111</b>	<b>954,111</b>
<b>Self supporting loans</b>									
<b>Recreation and culture</b>									
Loan 103B - Golf Club Refurbishment	249,972	0	0	17,269	17,269	232,703	232,703	9,869	9,869
	249,972	0	0	17,269	17,269	232,703	232,703	9,869	9,869
**Share of SMRC Loan	425,520	0	0	0	0	425,520	425,520	0	0
<b>Total</b>	<b>20,268,705</b>	<b>0</b>	<b>0</b>	<b>1,889,259</b>	<b>1,889,259</b>	<b>18,379,447</b>	<b>18,379,447</b>	<b>963,980</b>	<b>963,980</b>



## 18.5 Consideration of Advertised Differential Rates Submissions and Request for Ministerial Approval of 2020/2021 Proposed Differential Rates and Minimum Payments

### DECLARATION OF INTEREST:

There were no declarations of interest declared.

### SUMMARY:

This report has been prepared for Council to consider submissions received as part of the advertising of the proposed differential rates, and to authorise a request to the Minister for Local Government, Sport, and Cultural Industries (Minister) to approve the proposed differential rates prior to the adoption of the rates through the budget process.

At the Ordinary Council Meeting on 28 April 2021, Council endorsed to advertise the Statement of Objects and Reasons and proposed differential rates and minimum payments for the 2021/2022 financial year, in accordance with the *Local Government Act 1995*. The advertisement, that was placed in The West Australian newspaper on 1 May 2021 and the Sound Telegraph newspaper on 5 May 2021, called for public submissions until the close of business on 22 May 2021.

Copies of the public notice and Statement of Objects and Reasons were made available for public inspection at the City's Administration Building and on the City's website. Landowners within the General Industry (UV) rate category were also written to regarding the proposed differential rate for their properties. At the expiration of the statutory advertising period, no submissions had been received.

### OFFICER RECOMMENDATION:

That Council:

1. Request the Chief Executive Officer to proceed with the budget preparation based on the Statement of Objects and Reasons contained in Attachment A.
2. Authorise the Chief Executive Officer to proceed with the application for Ministerial Approval of the adopted differential rates for:
  - a. GRV Vacant number of properties on minimum payment; and
  - b. UV General Industry rate in the dollar.

### DISCUSSION:

The purpose of levying rates is to meet the City's budget requirements led by its objectives, strategies and activities, as detailed in its various plans, in order to deliver services and community infrastructure each financial year. Rates income is a significant part of the City's revenue needed to meet these strategic objectives.

### 18.5 CONSIDERATION OF ADVERTISED DIFFERENTIAL RATES SUBMISSIONS AND REQUEST FOR MINISTERIAL APPROVAL OF 2020/2021 PROPOSED DIFFERENTIAL RATES AND MINIMUM PAYMENTS

In accordance with the draft Long Term Financial Plan (LFTP) that was adopted by Council on 31 March 2021, Council resolved at the Ordinary Council Meeting on 28 April 2021 to advertise a 2.0% rate increase for all but two rating categories (Improved Special Residential and Vacant Non-Residential). Both the Improved Special Residential and Vacant Non-Residential rating categories are part of the rates rationalisation process that was started in 2019, to remove subsidies from these rating classes. Increases of 5% and 13%, respectively, were advertised for these two rating categories.

The City of Kwinana's 2021/2022 advertised proposed differential rates are provided in Table 1 and 2 below, with the rates income model shown at Table 3.

*Table 1 – Advertised Proposed Differential Rate in the Dollar and Minimum Payments for GRV Rating Categories*

<b>GRV 2021/2022 Rate Categories</b>	<b>2021/2022 Minimum Payment (\$)</b>	<b>2021/2022 Rate in Dollar (\$)</b>	<b>Average Variation from 2020/2021</b>
Improved Residential	\$1,083	0.09858	2%
Improved Special Residential	\$1,083	0.09265	5%
Improved Commercial & Industrial	\$1,410	0.09834	2%
Vacant Non-Residential	\$1,083	0.14788	13%
Vacant Residential	\$1,083	0.17693	2%

*Table 2 – Advertised Proposed Differential Rate in the Dollar and Minimum Payments for UV Rating Categories*

<b>UV Rate Categories</b>	<b>2021/2022 Minimum Payment (\$)</b>	<b>2021/2022 Rate in Dollar (\$)</b>	<b>Average Variation from 2020/2021</b>
General Industry	\$1,410	0.01839	2%
Rural	\$1,083	0.00530	2%
Mining & Industrial	\$1,410	0.00885	2%

Advertising of the proposed differential rates for 2021/2022 took place within The West Australian newspaper on 1 May 2021 and the Sound Telegraph newspaper on 5 May 2021, and the public notice was available on the City's website. Landowners within the General Industry rate category were also written to regarding the proposed differential rate for their properties. The notice called for submissions to the proposal, with a closing date of 22 May 2021 (not less than 21 days). No submissions were received.

**18.5 CONSIDERATION OF ADVERTISED DIFFERENTIAL RATES SUBMISSIONS AND REQUEST FOR MINISTERIAL APPROVAL OF 2020/2021 PROPOSED DIFFERENTIAL RATES AND MINIMUM PAYMENTS**

*Table 3 – Rates model based on rateable values as at 16 May 2021*

2021/2022 Proposed Rates	21/22 Proposed Rate in Dollar	21/22 Minimum Rate	Number of Properties	21/22 Proposed Rates
<b>Non-Minimum</b>				
<b>GRV</b>				
Improved Commercial & Industrial	0.09834	\$1,410	507	\$10,866,061
Improved Residential	0.09858	\$1,083	13,382	\$19,804,168
Improved Special Residential	0.09265	\$1,083	827	\$1,564,522
Vacant Non Residential	0.14788	\$1,083	42	\$463,094
Vacant Residential	0.17693	\$1,083	406	\$1,272,810
<b>UV</b>				
General Industrial	0.01839	\$1,410	3	\$2,228,868
Mining and Industrial	0.00885	\$1,410	28	\$353,646
Rural	0.00530	\$1,083	144	\$1,095,192
<b>Non-Minimum Total</b>			<b>15339</b>	<b>\$37,648,361</b>
<b>Minimum Rated</b>				
<b>GRV</b>				
Improved Commercial & Industrial	0.09834	\$1,410	64	\$90,240
Improved Residential	0.09858	\$1,083	2,476	\$2,681,508
Improved Special Residential	0.09265	\$1,083	7	\$7,631
Vacant Non Residential	0.14788	\$1,083	8	\$8,664
Vacant Residential	0.17693	\$1,083	1,013	\$1,097,079
<b>UV</b>				
Mining and Industrial	0.00885	\$1,410	13	\$18,330
Rural	0.00530	\$1,083	62	\$67,146
<b>Minimum Rated Total</b>			<b>3,643</b>	<b>\$3,970,598</b>
<b>Grand Total</b>			<b>18,982</b>	<b>\$41,618,959</b>

The Statement of Objects and Reasons is contained within Attachment A.

**Application to the Minister**

Based on the proposed advertised differential rates, it is a requirement that the City seek approval of the Minister to impose differential rates for:

1. UV General Industry rate in the dollar is more than twice the value of the lowest UV rating category, Rural.
2. The number of properties on minimum payment within the Vacant rating category is more than 50% for that rating category.

It is recommended that Council resolve to request the Chief Executive Officer to proceed with preparing a draft budget, on the basis of the advertised differential rates, and to make the required application to the Minister.

## 18.5 CONSIDERATION OF ADVERTISED DIFFERENTIAL RATES SUBMISSIONS AND REQUEST FOR MINISTERIAL APPROVAL OF 2020/2021 PROPOSED DIFFERENTIAL RATES AND MINIMUM PAYMENTS

### LEGAL/POLICY IMPLICATIONS:

Local Government Act 1995 section 6.33(3) states:

*Differential general rates*

- (3) *In imposing a differential general rate a local government is not to, without the approval of the Minister, impose a differential general rate which is more than twice the lowest differential general rate imposed by it.*

Section 6.33 modified (differential general rates)

- (1) *In this clause –*

**Relevant rate**, of a local government, means a proposed differential general rate of the local government that under section 6.33(3) cannot be imposed without the approval of the Minister.

- (2) *Section 6.33(3) is modified as set out in this clause in relation to a relevant rate of a local government if –*

a. *As a consequence of the COVID-19 pandemic, the local government resolves (whether before or after commencement day) that no proposed differential general rate of the local government will exceed the corresponding differential general rate that was imposed by the local government in the 2019/20 financial year; and*

b. *The local government obtained the Minister's approval under section 6.33(3) to impose in the 2019/20 financial year a differential general rate corresponding to the relevant rate.*

- (3) *The local government is not required to obtain the approval of the Minister under section 6.33(3) to impose the relevant rate.*

Local Government Act 1995 section 6.35 states:

*Minimum payment*

- (1) *Subject to this section, a local government may impose on any rateable land in its district a minimum payment which is greater than the general rate which would otherwise be payable on that land.*

- (2) *A minimum payment is to be a general minimum but, subject to subsection (3), a lesser minimum may be imposed in respect of any portion of the district.*

- (3) *In applying subsection (2) the local government is to ensure the general minimum is imposed on not less than –*

(a) *50% of the total number of separately rated properties in the district; or*

(b) *50% of the number of properties in each category referred to in subsection (6), on which a minimum payment is imposed.*

- (4) *A minimum payment is not to be imposed on more than the prescribed percentage of –*

(a) *the number of separately rated properties in the district; or*

(b) *the number of properties in each category referred to in subsection (6), unless the general minimum does not exceed the prescribed amount.*

- (5) *If a local government imposes a differential general rate on any land on the basis that the land is vacant land it may, with the approval of the Minister, impose a minimum payment in a manner that does not comply with subsections (2), (3) and (4) for that land.*

## 18.5 CONSIDERATION OF ADVERTISED DIFFERENTIAL RATES SUBMISSIONS AND REQUEST FOR MINISTERIAL APPROVAL OF 2020/2021 PROPOSED DIFFERENTIAL RATES AND MINIMUM PAYMENTS

### Section 6.35 modified (minimum payment)

(1) In this clause –

**Relevant minimum payment**, of a local government, means a proposed minimum payment of the local government that under section 6.35(5) cannot be imposed without the approval of the Minister.

(2) Section 6.35(5) is modified as set out in this clause in relation to a relevant minimum payment of a local government if –

a. As a consequence of the COVID-19 pandemic, the local government resolves (whether before or after commencement day) that –

i. No proposed differential general rate of the local government will exceed the corresponding differential general rate that was imposed by the local government in the 2019/20 financial year; and

ii. No proposed minimum payment of the local government will exceed the corresponding minimum payment that was imposed by the local government in the 2019/20 financial year;

and

b. The local government obtained the Minister's approval under section 6.35(5) to impose in the 2019/20 financial year a minimum payment corresponding to the relevant minimum payment.

(3) The local government is not required to obtain the approval of the Minister under section 6.35(5) to impose relevant minimum payment.

### FINANCIAL/BUDGET IMPLICATIONS:

The estimated rate revenue of \$41,618,959 as at 16 May 2021 directly impacts the funds available to deliver services and programs in the 2021/2022 budget.

### ASSET MANAGEMENT IMPLICATIONS:

There are asset management implications as a result of this report due to the delivery of City's services and programs being based on the amount of revenue that is included in the budget.

### ENVIRONMENTAL IMPLICATIONS:

There are environmental implications as a result of this report due to the delivery of City's services and programs being based on the amount of revenue that is included in the budget.

### STRATEGIC/SOCIAL IMPLICATIONS:

This proposal will support the achievement of the following outcome and objective detailed in the Corporate Business Plan.

Plan	Outcome	Objective
Corporate Business Plan	Business Performance	5.4 Ensure the financial sustainability of the City of Kwinana into the future

**18.5 CONSIDERATION OF ADVERTISED DIFFERENTIAL RATES SUBMISSIONS AND REQUEST FOR MINISTERIAL APPROVAL OF 2020/2021 PROPOSED DIFFERENTIAL RATES AND MINIMUM PAYMENTS**

**COMMUNITY ENGAGEMENT:**

The proposed rates were advertised by local public notice in The West Australian newspaper on 1 May 2021 and in the Sound Telegraph newspaper on 5 May 2021, detailing each rate in the dollar and minimum payment. A submission period of 21 days was provided. Submissions closed at 5pm, 22 May 2021. No submissions were received.

The following additional engagement also took place:

- Information was made available on the City's Website outlining the intention to raise differential rates and minimum payments and details on how to make a submission.
- Landowners within the General Industry (UV) rate category were also written to regarding the proposed differential rate for their properties.

**COUNCIL DECISION**

433

**MOVED CR S LEE**

**SECONDED CR M ROWSE**

**That Council:**

1. **Request the Chief Executive Officer to proceed with the budget preparation based on the Statement of Objects and Reasons contained in Attachment A.**
2. **Authorise the Chief Executive Officer to proceed with the application for Ministerial Approval of the adopted differential rates for:**
  - a. **GRV Vacant number of properties on minimum payment; and**
  - b. **UV General Industry rate in the dollar.**

**CARRIED  
8/0**

## STATEMENT OF OBJECTS AND REASONS FOR DIFFERENTIAL RATE CATEGORIES 2021/2022

In accordance with section 6.36 of the *Local Government Act 1995* and the Council's "Notice of Intention to Levy Differential Rates and Minimum Payments", the following information details the objects and reasons for each of the proposed differential rating categories.

### Summary

The following are the proposed Differential General Rates and Minimum Payments for the City of Kwinana for the 2021/2022 financial year, to be effective from 1 July 2021.

<b>GRV Rate Categories</b>	<b>Minimum Payment (\$)</b>	<b>Rate in \$</b>	<b>% Change</b>
GRV Improved Residential	1,083	0.09858	2.00%
GRV Improved Special Residential	1,083	0.09265	5.27%
GRV Vacant Residential	1,083	0.17693	2.00%
GRV Vacant Non Residential	1,083	0.14788	12.75%
GRV Improved Commercial and Industrial	1,410	0.09834	2.00%
<b>UV Rate Categories</b>	<b>Minimum Payment (\$)</b>	<b>Rate in \$</b>	<b>% Change</b>
UV General Industry	1,410	0.01839	2.00%
UV Rural	1,083	0.00530	2.00%
UV Mining and Industrial	1,410	0.00885	2.00%

The above rate model is estimated to yield \$41,618,959 in rate revenue based on the information current at 25 March 2020.

### What are Rates?

Rates are a tax levied on all rateable properties within the boundaries of the City of Kwinana in accordance with the *Local Government Act 1995*. The overall objective of the proposed rates in the 2021/2022 Budget is to provide for the net funding requirements of the City's services, activities, financing costs and the current and future capital requirements of the City, after taking into account all other forms of revenue. The formulation of a rating system is about achieving a means by which Council can raise sufficient revenue to pay for the services it provides. Throughout Australia, the basis of using property valuations has been found to be the most

#### Administration

appropriate means of achieving rating equity; however, the achievement of a wholly equitable rating system for all properties, in all areas, is a difficult task if it is based on the property valuations alone. For this reason, there are refinement options made available, such as differential rating, that the City of Kwinana has elected to use. In Western Australia, land is valued by Landgate Valuation Services (Valuer General's Office – a State Government agency) and those valuations are forwarded to each Local Government. Two types of values are calculated - Gross Rental Value (GRV) which generally applies to urban, non-rural land; and Unimproved Value which generally applies to rural land.

## Rating Provisions – *Local Government Act 1995*

The *Local Government Act 1995* sets out the basis on which differential general rates may be based as follows:

### *Section 6.32. Rates and service charges*

*(1) When adopting the annual budget, a local government –*

- 1. in order to make up the budget deficiency, is to impose\* a general rate on rateable land within its district, which rate may be imposed either –*
  - (i) uniformly; or*
  - (ii) differentially*

## Differential Rates

### *Section 6.33. Differential general rates*

*(1) A local government may impose differential general rates according to any, or a combination, of the following characteristics —*

- (a) the purpose for which the land is zoned, whether or not under a local planning scheme or improvement scheme in force under the Planning and Development Act 2005; or*
- (b) a purpose for which the land is held or used as determined by the local government; or*
- (c) whether or not the land is vacant land; or*
- (d) any other characteristic or combination of characteristics prescribed.*

#### **Administration**



(2) Regulations may —

(a) specify the characteristics under subsection (1) which a local government is to use; or

(b) limit the characteristics under subsection (1) which a local government is permitted to use.

(3) In imposing a differential general rate a local government is not to, without the approval of the Minister, impose a differential general rate which is more than twice the lowest differential general rate imposed by it.

(4) If during a financial year, the characteristics of any land which form the basis for the imposition of a differential general rate have changed, the local government is not to, on account of that change, amend the assessment of rates payable on that land in respect of that financial year but this subsection does not apply in any case where section 6.40(1)(a) applies.

(5) A differential general rate that a local government purported to impose under this Act before the Local Government Amendment Act 2009 section 39(1)(a) came into operation is to be taken to have been as valid as if the amendment made by that paragraph had been made before the purported imposition of that rate.

## Minimum Payments

### Section 6.35. Minimum Payment

(1) Subject to this section, a local government may impose on any rateable land in its district a minimum payment which is greater than the general rate which would otherwise be payable on that land.

(2) A minimum payment is to be a general minimum but, subject to subsection (3), a lesser minimum may be imposed in respect of any portion of the district.

(3) In applying subsection (2) the local government is to ensure the general minimum is imposed on not less than —

(a) 50% of the total number of separately rated properties in the district; or

(b) 50% of the number of properties in each category referred to in subsection (6), on which a minimum payment is imposed.

#### Administration

*(4) A minimum payment is not to be imposed on more than the prescribed percentage of —*

*(a) the number of separately rated properties in the district; or*

*(b) the number of properties in each category referred to in subsection (6), unless the general minimum does not exceed the prescribed amount.*

*(5) If a local government imposes a differential general rate on any land on the basis that the land is vacant land it may, with the approval of the Minister, impose a minimum payment in a manner that does not comply with subsections (2), (3) and (4) for that land.*

*(6) For the purposes of this section a minimum payment is to be applied separately, in accordance with the principles set forth in subsections (2), (3) and (4) in respect of each of the following categories —*

*(a) to land rated on gross rental value; and*

*(b) to land rated on unimproved value; and*

*(c) to each differential rating category where a differential general rate is imposed.*

## Gross Rental Value (GRV)

Council has adopted differential rates in its Gross Rental Valuation area utilising the valuations supplied by the Valuer General (VG) for the following categories:

1. GRV Improved Residential
2. GRV Improved Special Residential
3. GRV Vacant Residential
4. GRV Vacant Non Residential
5. GRV Improved Commercial and Industrial

It is Council's intention to continue to achieve the rate harmonisation process to achieve a simplified rating structure comprising the following GRV rating categories by 2024/2025:

1. Improved Residential
2. Vacant
3. Improved Commercial and Industrial

### Administration

The rates in the dollar are based on the general valuation as supplied by the Valuer General (VG) in respect of gross rental values (GRV's) effective from 1 July 2020. The Valuer General is required to maintain valuations of all rateable land in Western Australia for rating and taxing purposes. These values are assessed every three years by Landgate Valuers to complete what is known as a General Valuation. Every property is valued at a date set by the Valuer General and this is referred to as the Date of Valuation. Rating valuations are therefore assessed at a snapshot in time reflecting the property market for the local area at the same time. This ensures consistency and fairness in the allocation of rates.

**The current GRV has a date of valuation of 1 August 2018.** The GRV is determined by collecting rental evidence to determine the fair rental value for each property. The rental value for a house or other GRV property will be influenced by factors such as age, construction, size, car shelters, pools and location. As the GRV is currently assessed every three years, despite possible changes to the rental market, the GRV remains fixed until the next general valuation.

### Unimproved Valuation (UV)

Council has adopted the following differential general rating categories for UV properties:

1. UV General Industry
2. UV Mining and Industrial
3. UV Rural

The Valuer General determines unimproved values annually with a valuation roll provided to local governments. The City has completed rates modelling including the revaluations received in effect from 1 July 2020.

### Proposed Differential General Rates and General Minimum Payments

Following are the objects and reasons for each of the differential rating categories and minimum payments for the 2021/2022 financial year.

#### GRV Improved Residential

This differential rate category imposes a differential general rate on land valued on a gross rental value basis, which is zoned for the purpose of:

- (a) Residential under Local Planning Scheme No 2 and is not vacant land, excluding land held or used for Commercial purposes; or

#### Administration

- (b) Special Residential under Local Planning Scheme No 2 and is not vacant land;  
or
- (c) Town Centre Residential under Local Planning Scheme No 3 and is not vacant land; or
- (d) Kwinana Town Centre under Local Planning Scheme No 2 and is held or used for residential purposes or is residential under an approved Local Structure Plan and is not vacant land; or
- (e) Development under Local Planning Scheme No 2 and Residential under an approved Local Structure Plan and is not vacant land; or
- (f) Development under Local Planning Scheme No 2 and Mixed Use under an approved Local Structure Plan and is held or used for residential purposes and is not vacant land.

The object of this rate is to apply a base differential general rate to land zoned and used for residential purposes and to act as the City's benchmark differential rate by which all other GRV rated properties are assessed.

The reason for this rate is to ensure that all ratepayers make a reasonable contribution towards the ongoing maintenance and provision of works, services and facilities throughout the City. It is also lower than vacant land as the City is endeavouring to encourage landowners to develop vacant land.

The proposed rate in the dollar for this category is 9.858 cents, with a minimum payment of \$1,083. It will be applied to 15,858 of the City's rateable properties and deliver 54.03% of the proposed rate income.

### GRV Improved Special Residential

This differential rate category imposes a differential general rate on land valued on a gross rental value basis, which is:

- (a) zoned for the purpose of:
  - (i) Special Rural under Local Planning Scheme No 2 and is not vacant land;  
or
  - (ii) Urban or Urban Deferred under the Metropolitan Region Scheme and is not vacant land; or
  - (iii) Rural A under Local Planning Scheme No 2 and is not vacant land; or

#### Administration

- (iv) Rural Water Resource under Local Planning Scheme No 2 and is not vacant land; or
  - (v) Rural under the Metropolitan Regional Scheme and is not vacant land; or
  - (vi) Development under Local Planning Scheme No 2 and is not vacant land; or
  - (vii) Park, Recreation and Drainage under Local Planning Scheme No 2 and is not vacant land; or
- (b) held or used for residential purposes under a Master Plan adopted pursuant to Part 3 of the *Hope Valley-Wattleup Redevelopment Act 2000* and is not vacant land; and
- (c) held or used for residential purposes referred to in paragraphs (a) or (b).

The object of this rate category is to provide a lower differential rate for proposed characteristics under Improved Special Residential a) (i) to (vi) which is consistent with access to and provision of services to residential properties in a rural setting.

The reason for this rate is to reflect the lower demand on City resources, such as, lower impacts on transport infrastructure, when compared to the other GRV differential rating categories. It is also lower than vacant land as the City is endeavouring to encourage landowners to develop vacant land.

The proposed rate in the dollar for this category is 9.265 cents, with a minimum payment of \$1,083. It will be applied to 834 of the City's rateable properties and deliver 3.78% of the proposed rate income.

### GRV Vacant Residential

This differential rate category imposes a differential general rate on land valued on a gross rental value basis, which is vacant land and is zoned for residential uses.

The object of this rate is to promote the development of vacant land within the City's district.

The reason for this rate is to impose a higher differential general rate on vacant land that acts as a disincentive to persons who are land banking and not actively developing vacant residential land.

The proposed rate in the dollar for this category is 17.693 cents, with a minimum payment of \$1,083. It will be applied to 1,419 of the City's rateable properties and deliver 5.69% of the proposed rate income.

#### Administration

## GRV Vacant – Non Residential

This differential rate category imposes a differential general rate on land valued on a gross rental value basis, which is vacant land and is zoned for any other purposes/uses other than residential.

The object of this rate is to promote the development of vacant land within the City's district.

The reason for this rate is to impose a higher differential general rate on vacant land that acts as a disincentive to persons who are land banking and not actively developing vacant land.

The proposed rate in the dollar for this category is 14.788 cents, with a minimum payment of \$1,083. It will be applied to 50 of the City's rateable properties and deliver 1.13% of the proposed rate income.

## GRV Improved Industrial and Commercial

This differential rate category imposes a differential general rate on land valued on a gross rental value basis, which is:

(a) zoned for the purpose of:

- (i) Light Industry under Local Planning Scheme No 2; or
- (ii) Commercial under Local Planning Scheme No 2; or
- (iii) Kwinana Town Centre under Local Planning Scheme No 2 and held or used for Light Industrial or Commercial purposes; or
- (iv) Mixed Business under Local Planning Scheme No 2; or
- (v) Special Use under Local Planning Scheme No 2; or
- (vi) General Town Centre under Local Planning Scheme No 3; or
- (vii) Shopping/Business under Local Planning Scheme No 3; or
- (viii) Market Square under Local Planning Scheme No 3; or
- (ix) Mixed Use under Local Planning Scheme No 2; or

### Administration

- (x) Residential under Local Planning Scheme No 2 and held or used for Light Industrial or Commercial purposes; or
- (xi) Development under the Local Planning Scheme No 2 and Mixed Use or any other purpose referred to in paragraph (a)(i)-(ix) under an approved Local Structure Plan; or
- (xii) Parks and Recreation under the Metropolitan Regional Scheme; or
- (xiii) General Industry or Service Commercial under Local Planning Scheme No. 2; or
- (xiv) Public purposes under Local Planning Scheme No. 2 and held or used for Light Industrial or Commercial purposes; or
- (xv) Park recreation and drainage under Local Planning Scheme No. 2 and held or used for Light Industrial or Commercial purposes
- (xvi) Special Rural under Local Planning Scheme No. 2 and held or used for Light Industrial or Commercial purposes
- (xvii) Industrial use under a Master Plan adopted pursuant to Part 3 of the *Hope Valley-Wattleup Redevelopment Act 2000*; or
- (xviii) Railways under the Metropolitan Regional Scheme; or
- (xix) Port installations under the Metropolitan Regional Scheme; or
- (xx) Industrial under the Metropolitan Regional Scheme; or
- (xxi) Rural A under Local Planning Scheme No. 2;

and

(b) is not vacant land.

The object of this rate category is to apply a higher differential rate so as to raise additional revenue to offset the increased costs associated with service provision to these properties.

The reason for this rate is that a higher differential rate is required to meet the higher level of service costs associated with Commercial and Industrial properties and the localities within which they are situated, including costs of:

**Administration**

- (a) provision and maintenance of transport and streetscape infrastructure including renewal/refurbishment infrastructure, car parking and traffic treatments; and
- (b) the management, administration and delivery of marketing activities aimed at enhancing the economic and social viability, and the general amenity of the Kwinana commercial and industrial areas.

The proposed rate in the dollar for this category is 9.834 cents, with a minimum payment of \$1,410. It will be applied to 571 of the City's rateable properties and deliver 26.33% of the proposed rate income.

### UV General Industry

Zoned for the purpose of General Industry under Local Planning Scheme No 2.

The object of this rate category is to raise additional revenue to offset the costs associated with increased maintenance of infrastructure and higher levels of service provided to or associated with properties in this category.

The reason for this rate is to meet a significant proportion of the additional costs involved in servicing properties within this rate category, which include but are not limited to major outlays for transport infrastructure maintenance and renewal/refurbishment and significant costs relating to monitoring of land use and environmental impacts.

The proposed rate in the dollar for this category is 1.839 cents, with a minimum payment of \$1,410. It will be applied to 3 of the City's rateable properties and deliver 5.36% of the proposed rate income.

### UV Mining and Industrial

This differential rate category imposes a differential general rate on land valued on an unimproved value (UV) basis, which is:

- (a) zoned for the purpose of Rural B under Local Planning Scheme No 2; or
- (b) held or used for industrial, extractive industry or quarrying purposes under a Master Plan adopted pursuant to Part 3 of the *Hope Valley-Wattleup Redevelopment Act 2000*.

The object of this rate category is to raise additional revenue to offset the costs associated with increased maintenance of infrastructure and higher levels of service provided to properties in this category.

#### Administration



The reason for this rate is the need to offset the higher level of costs associated in servicing these properties, including the costs of transport infrastructure maintenance and renewal/refurbishment, and costs relating to monitoring of land use and environmental impacts.

The proposed rate in the dollar for this category is 0.885 cents, with a minimum payment of \$1,410. It will be applied to 41 of the City’s rateable properties and deliver 0.89% of the proposed rate income.

### UV Rural

This differential rate category imposes a differential general rate on land valued on an unimproved value (UV) basis which is predominantly used or held for rural pursuits, rural industry or intensive agriculture, and:

- (a) is not zoned for the purpose of General Industry under Local Planning Scheme No 2; or
- (b) is not zoned for the purpose of Rural B under Local Planning Scheme No 2; or
- (c) is not held or used for industrial, extractive industry or quarrying purposes under a Master Plan adopted pursuant to Part 3 of the *Hope Valley-Wattleup Redevelopment Act 2000*.

The object of this rate category is to impose a differential rate commensurate with the rural use of land, which additionally is to act as the City’s benchmark differential UV rate and is considered to be the base rate by which all other UV rated properties are assessed.

The reason for this rate is to ensure that all ratepayers on rural land make a reasonable contribution towards the ongoing maintenance and provision of works, services and facilities throughout the City.

The proposed rate in the dollar for this category is 0.53 cents, with a minimum payment of \$1,083. It will be applied to 204 of the City’s rateable properties and deliver 2.79% of the proposed rate income.

### Minimum Payment

The City proposes to impose following minimum payments for each differential rating category:

GRV Rate Categories	Minimum Payment (\$)
---------------------	----------------------

**Administration**

GRV Improved Residential	1,083
GRV Improved Special Residential	1,083
GRV Vacant Residential	1,083
GRV Vacant Non Residential	1,083
GRV Improved Commercial and Industrial	1,410
UV General Industry	1,410
UV Mining and Industrial	1,410
UV Rural	1,083

The object of the minimum payment is to ensure that all ratepayers make an equitable contribution to rate revenue, to provide for the net funding requirements of the City's services, activities, financing costs, and current and future capital requirements as outlined in the Strategic Community Plan and Corporate Business Plan.

Each minimum payment has increased by 2%.

**Administration**

## 19 Notices of motions of which previous notice has been given

Nil

## 20 Notices of motions for consideration at the following meeting if given during the meeting

Nil

## 21 Late and urgent Business

Nil

## 22 Reports of Elected Members

### 22.1 Councillor Wendy Cooper

Councillor Wendy Cooper reported that she had attended the Village at Wellard Co-Design Workshop which brought together a large number of people or organisations interested in the progress of Wellard Village.

Councillor Cooper advised that she had attended the reading of the children's story book "Give Me Some Space" beautifully read by an Astronaut at the John Wellard Community Centre. Councillor Cooper explained that three readings took place simultaneously at Wellard, Darius Wells Library and Resource Centre and the William Bertram Community Centre, much to the joy of the children in attendance.

Councillor Cooper mentioned that she had attended the KIC iWomen Graduation held at the Alcoa Social Club, which is always a pleasure to attend.

Councillor Cooper reported that she had attended another favourite event, a City of Kwinana Citizenship Ceremony, which was a special event.

### 22.2 Councillor Sandra Lee

Councillor Sandra Lee reported that she had attended the South West Group (SWG) Environment Meeting, where the following items were discussed:-

#### Perth NRM Coastal and Marine Program

Presenter: Dan Friesen, Environmental Projects Coordinator, Perth NRM  
Perth NRM has been assisting SWG member Councils by undertaking coastal restoration and rehabilitation works for many years. These activities have been funded by a combination of Commonwealth funding, direct contributions from SWG Councils, and by supplementary grants. Dan outlined Perth NRM's plans for its Coastal and Marine program going forward. Key points include:

- Historically, approximately eight Councils have contributed varying amounts annually to the program, with the bulk of the program's budget coming from the Commonwealth and philanthropic donations.

## 22 REPORTS OF ELECTED MEMBERS

- While the program has been very effective and is highly regarded, it has been based on relatively loose goals and reporting and has failed to capitalise on its achievements. Perth NRM wishes to tighten this up in the future so it can paint a very clear picture of what project partners get for their money.
- Perth NRM wants to make the program self-sustaining because it has been supporting it from shrinking internal reserves since 2019 when the Commonwealth funding ended.

### SWG LoRaWAN Network

In order to support SWG member councils on their smart city journey, the SWG has purchased four LoRaWAN network 'gateways' to establish a LoRaWAN network within the region. This is intended to remove the barrier to smart technology adoption by member councils and to enable low cost trials of low-tech devices. A 'dashboard' is required to read the data that each of device collects. To get things moving, the SWG has arranged for a "SWG all devices" dashboard. It will show devices from all councils. Later in the project, member councils may choose to purchase a dashboard for their own council (~\$800 per year).

Tom Griffiths updated the meeting on the status of the network and encouraged Councils to make use of the opportunities it offers. Two Councils have installed sensors that monitor pedestrian numbers in shopping malls and collects that information through the network.

### Tramway Trail

The South West Group successfully obtained Lotterywest funding to prepare a Development Plan for the Tramway Trail which is planned to extend 32km from Jandakot to Karnup. The Development Plan was completed in early 2016 and the Cities of Cockburn, Kwinana and Rockingham are continuing to build on the approximately 12km of existing trail as funding allows.

Councillor Lee advised that she had attended the City of Kwinana, Library Free Range Kids Exhibition, where many locals from the 1950s and 1960s gathered for morning tea and talked about living in Kwinana. Councillor Lee stated it is important to capture our history of life in Kwinana.

Councillor Lee mentioned that she had attended the Koornalyn Arts Centre and enjoyed the latest performance the Vicar of Dibley, which was another wonderful show. Councillor Lee explained that it had been a full house on the night.

## 22.3 Councillor Matthew Rowse

Councillor Matthew Rowse reported that he attended the South Metropolitan District Emergency Management Meeting with the City's Emergency Services Coordinator, held at the Beaumonde on the Point, East Perth. Councillor Rowse advised that this was a trial combined meeting of the South and East Districts and included an emergency exercise to test the preparation and response to a proposed emergency, which was a severe disruption to Perth's power supply following two tornadoes which affected 300,000 homes and businesses across the Perth Metro area.

## 22 REPORTS OF ELECTED MEMBERS

Councillor Rowse advised that he had attended the Neighbourhood Watch Conference with the City's Community Safety Officer, held at Sea World, Gold Coast, Queensland. Councillor Rowse explained that this was a very well attended conference with presenters from all over Australia, NZ, UK and US. Councillor Rowse stated that his full report will be submitted in the coming week. Councillor Rowse stated that with Crime and Safety being a big concern for our residents and a major focus in their submissions to our Strategic Community Plan, Councillor Rowse assures the City and fellow Councillors that City's Community Safety Officer and he gained a lot of knowledge from the presenters and especially the person-to-person interaction with fellow attendees that will go a long way to helping build more resilience and connection within our local community.

Councillor Rowse mentioned that he had attended the 'Boola Mara' Conciliation Advisory Group Meeting.

### 22.4 Councillor Dennis Wood

Councillor Dennis Wood reported that he had attended the Kwinana Industries Council iWomen Project Graduation.

Councillor Dennis Wood advised that he attended the City of Kwinana Citizenship Ceremony.

## 23 Answers to questions which were taken on notice

Nil

## 24 Mayoral Announcements

Mayor Carol Adams reported that she participated in a media release for the Kwinana Recquatic Centre Gold Waterwise Award.

The Mayor advised that she had attended the Village at Wellard Co-Design Workshop to explore what opportunities there are to improve the vibrancy and overall amenities of the shopping precinct for the community members.

The Mayor mentioned, that in company with the City's Chief Executive Officer (CEO) and Economic Development and Advocacy Manager, they met with the newly appointed Managing Director of Westport, Mr Patrick Seares.

The Mayor reported, that in company with the City's CEO and Economic Development and Advocacy Manager, they attended the WA 2030 Hydrogen Ambition Conference, where the Honorable Alannah MacTiernan MLC, Minister for Regional Development; Agriculture and Food and Hydrogen Industry was the guest speaker and joined the industry panel following the presentation.

The Mayor advised that she had represented the City as a community stakeholder in a feedback discussion with a member of the Anglican School's Commission.

## 24 MAYORAL ANNOUNCEMENTS

The Mayor mentioned that she had attended the South West Group of Mayors and CEO's in-depth briefing with Patrick Seares, Managing Director of Westport.

The Mayor reported that she had participated in the National Simultaneous Story time Reading at the Kwinana Library. The Mayor explained that the book chosen this year was "Give Me Some Space" by Author, Philip Bunting. The story was about "UNA" and her quest to find life in space.

The Mayor advised that she had represented the South Metropolitan Group of Councils at the WA Local Government Association (WALGA) Election Reform Policy Forums on 19 May 2021 and 25 May 2021. The Mayor explained that the forum was required to prepare a sector submission to the select committee into electoral reform and for presentation of the submission to the Ministerial expert election panel.

The Mayor mentioned, that in company with the City's CEO, they attended the WALGA breakfast with special guest, John Carey MLA, Minister for Housing and Local Government. The Mayor stated that the Minister Carey is looking to celebrate examples of 'best practice council's' and is requesting further cutting of red tape, shared services between council and a greater degree of transparency from the sector. The Minister also had a mandate to introduce livestreaming at Ordinary Council Meetings. The City of Kwinana will officially invite Minister Carey to a meeting with the council to showcase many of the great initiatives the City are undertaking.

The Mayor reported, that in company with the City's CEO they participated in a meeting between the City and a TechnologyOne representative.

The Mayor advised that she had attended the Frank Konecny Community Centre Auction where all proceeds went towards the community pantry project, the auction raised over \$3,200. The Mayor further advised that the centre feeds approximately 800 people each week.

The Mayor mentioned that she had attended the Boola Maara Many Hands Advisory Group Meeting where an official copy of the Innovate Reconciliation Action Plan for November 2020 – 2022 was presented.

The Mayor reported, that in company with the City's CEO, they attended a meeting with Maori Elder, Mr Jake Moanaroa and a delegation of committee members introduced us to Mr Wairangi Paki who is spearheading the returning to Perth of the ceremonial long canoe known as the WAKA. The Mayor explained that there is only one WAKA in Australia and it was built/carved in Perth but was sent to Melbourne in the 1990's where it has been used for ceremonial display purposes.

The Mayor advised that she had attended the Kwinana Industries Council iWomen Project Graduation where 31 young women presented on the experience of getting up close to various industries over the seven day program with a view to considering a future career path in industry.

The Mayor mentioned that she had participated in the Kwinana Community Funding Application Assessment where panel members (including Councillor Wendy Cooper) assessed ten application for funding.

The Mayor reported that she had presided over a City of Kwinana Citizenship Ceremony, where 37 new Australian Citizens were warmly welcomed.

#### 24 MAYORAL ANNOUNCEMENTS

The Mayor advised that she had presented the opening address of the Local Government Mental Health Promotion Forum which was a joint initiative between the South Metropolitan Health Services and the Mental Health Commission. The Mayor explained that it had been the first Local Government Health Forum of its kind in the region and the purpose of the forum was to assist Local Governments to develop and implement plans, strategies and programs to promote optimal mental health and wellbeing. The City of Kwinana has mental health as a priority on our public health agenda and sadly 21.5% (or one fifth) of its population experience issues with mental health. The state average is 14.5%. Our Public Health Plan therefore includes health, education and unemployment as key priorities.

## 25 Confidential items

### COUNCIL DECISION

434

MOVED CR P FEASEY

SECONDED CR W COOPER

That, in accordance with Section 11.7 of the City of Kwinana *Standing Orders Local Law 2019*, Council move behind closed doors to allow discussion of the Confidential Items.

CARRIED  
8/0

*The Council Chambers doors were closed at 6:01pm.*

### 25.1 Nomination for City of Kwinana Freeman of the Municipality

This report and its attachments are confidential in accordance with Section 5.23(2)(b) of the Local Government Act 1995, which permits the meeting to be closed to the public for business relating to the following:

(b) the personal affairs of any person; and

#### DECLARATION OF INTEREST:

Councillor Dennis Wood declared an impartiality interest due to being a member of the Kwinana Lions Club.

Councillor Sherilyn Wood declared an impartiality interest due to being a member of the Kwinana Lions Club.

### COUNCIL DECISION

435

MOVED CR P FEASEY

SECONDED CR S WOOD

That Council confer Nominee A the title of Freeman of the Municipality, and that the title be officially awarded at the Civic Recognition Event, scheduled to be held on 11 November 2021.

CARRIED  
8/0

### COUNCIL DECISION

436

MOVED CR W COOPER

SECONDED CR P FEASEY

That Council return from Behind Closed Doors.

CARRIED  
8/0

*The Council Chambers doors we reopened at 6:06pm.*



## **26 Close of meeting**

The Mayor declared the meeting closed at 6:08pm.