







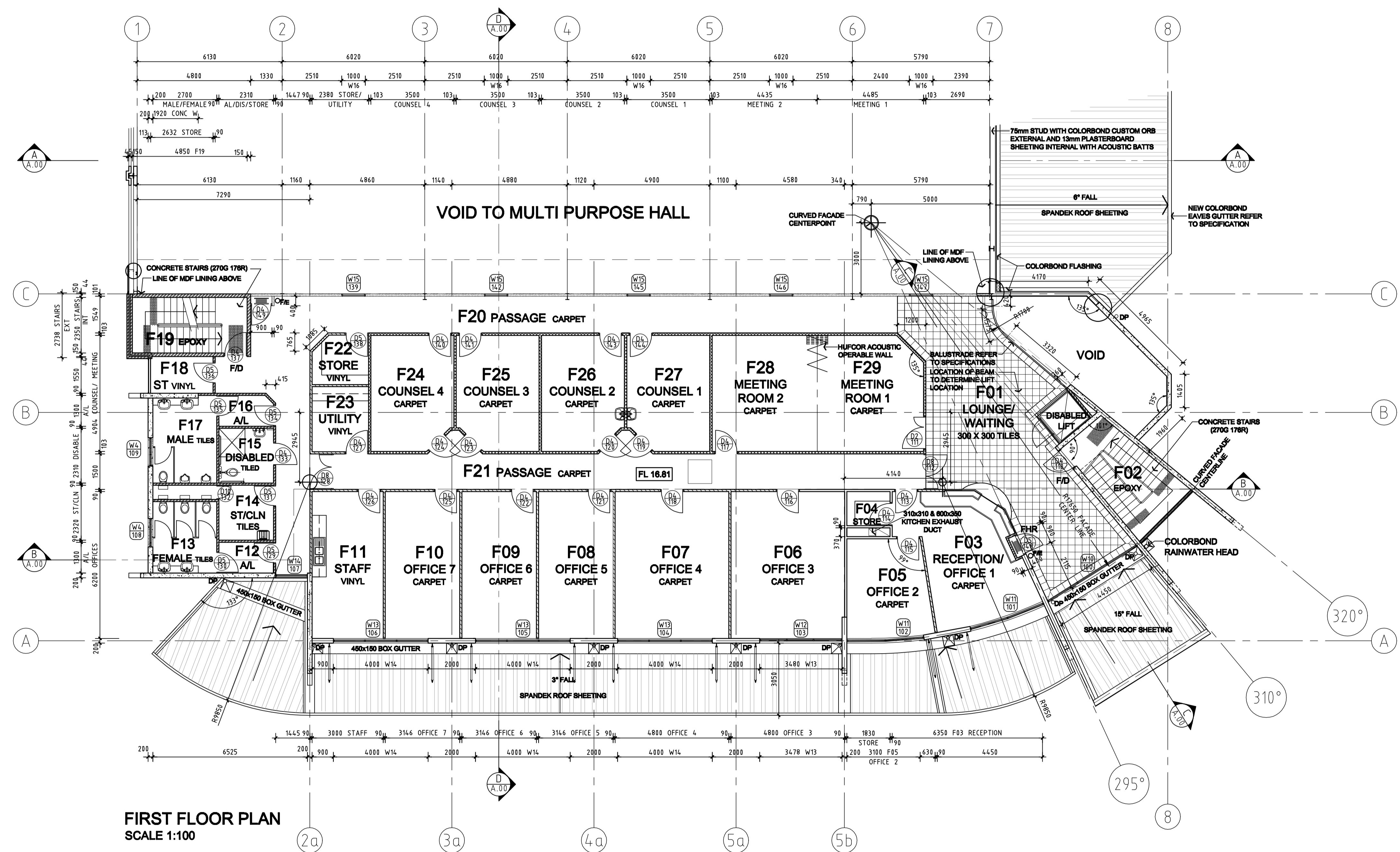


**LEGEND**

-  EXISTING BUILDING (CHECK ON SITE)
-  CONCRETE TILT PANELS  
(REFER TO STRUCTURAL ENGINEER'S DETAILS FOR SIZE & THICKNESS)
-  90mm BRICK WALL TO SPECIFICATIONS
-  150mm CONCRETE BLOCK WORK UNLESS SPECIFIED DIFFERENTLY ON DRAWINGS
-  64mm STEEL FRAME WITH 13mm PLASTERBOARD SHEETING TO BOTH SIDES, WITH WALL ACOUSTIC BATTS
-  64mm STEEL FRAME WITH 2 LAYERS OF 13mm PLASTERBOARD TO ONE SIDE AND 1 LAYER OF 13mm PLASTERBOARD TO OTHER SIDE, WITH ACOUSTIC WALL BATTS
-  76mm STEEL FRAME WITH COLORBOND CUSTOM ORB TO EXTERNAL FACE AND 13mm PLASTERBOARD TO INTERNAL FACE, WITH ACOUSTIC WALL BATTS
-  75mm STEEL FRAME WITH 2 LAYERS OF 13mm PLASTERBOARD TO INTERNAL FACE, WITH ACOUSTIC WALL BATTS. OTHER FACE TO RECEIVE 18 mm MDF SHEETING



**FIRST FLOOR PLAN**  
SCALE 1:100

P1	DATE	ISSUE FOR CLIENT	MJETH
REV	DATE	COMMENTS	BY CHK

**HOLTON CONNOR**  
ARCHITECT PLANNER

AS A COMPANY OFFICE, WEST PERRIN  
WESTERN AUSTRALIA 6009  
TEL: 08 9352 5244 FAX: 08 9352 5888  
EMAIL: enquiry@hiltonconnor.com.au

THIS IS A CAD DRAWING DO NOT AMEND MANUALLY.  
IN ABSENCE OF A DIRECTOR'S SIGNATURE THIS DRAWING SHALL BE TREATED AS PRELIMINARY

KWINANA YOUTH FACILITY

FIRST FLOOR PLAN

DESIGNED	TH	CHECKED	TH	PRINCIPAL	
DRAWN	MJE/JG	APPROVED		SIGNATURE	
SCALE	1:100	DATE	XXX	DRAWING No.	REV.
JOB No.	0730	FILE NAME	0730K1F	A.05	P1

HOLTON CONNOR PTY LTD JUN 19 06 01 01